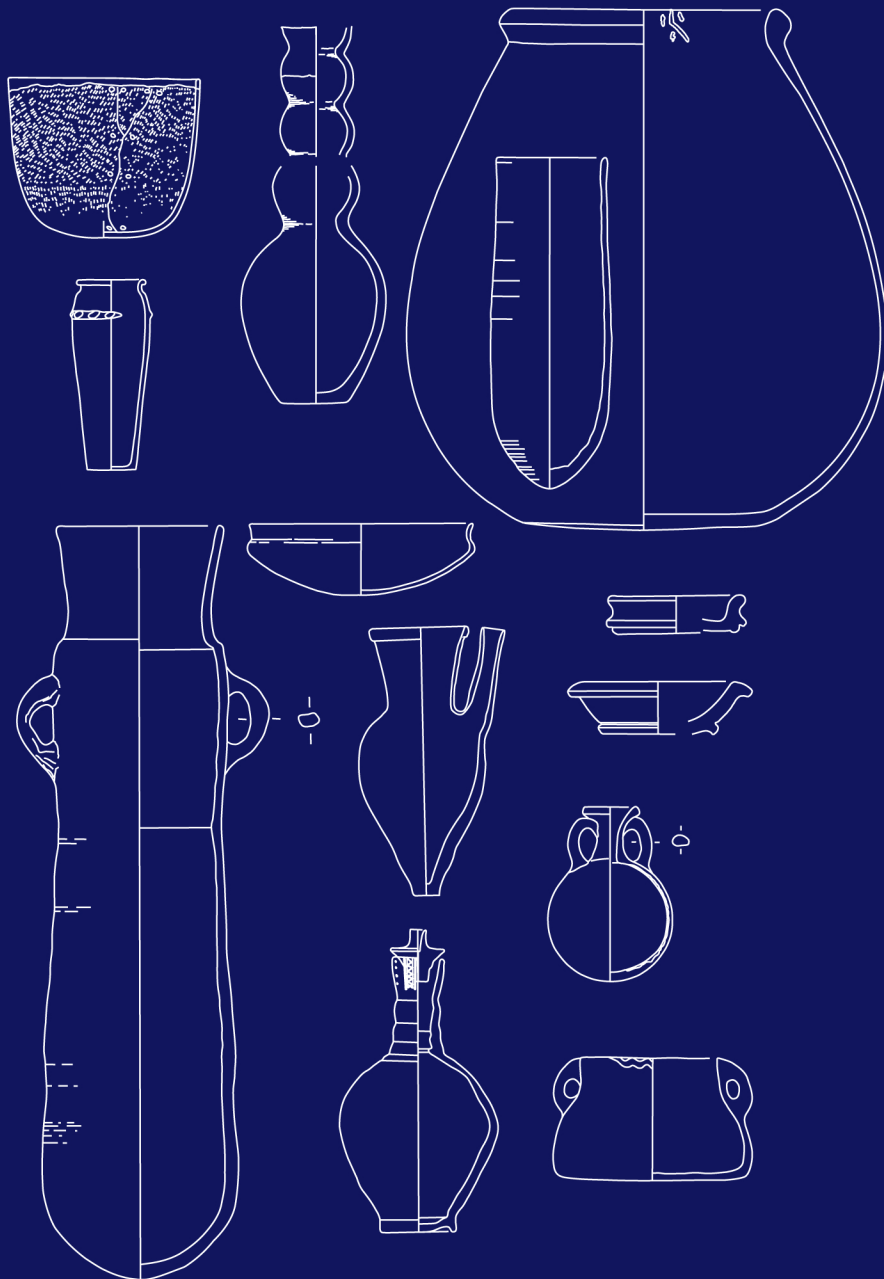


# A MANUAL OF EGYPTIAN POTTERY

## Volume 4: Ptolemaic Period–Modern

by Anna Wodzińska



# A Manual of Egyptian Pottery

---

## Volume 4: Ptolemaic Period–Modern

*AERA Field Manual Series 1*

**by Anna Wodzińska**

*Ancient Egypt Research Associates, Inc.*

*Institute of Archaeology, University of Warsaw, Poland*



Ancient Egypt Research Associates, Inc.



Published by Ancient Egypt Research Associates, Inc.  
26 Lincoln Street, Suite 5, Boston, MA 02135 USA

Ancient Egypt Research Associates (AERA) is a 501(c) (3), tax-exempt, non-profit organization dedicated to research on Ancient Egypt at the Giza Plateau.

© 2010 by Ancient Egypt Research Associates

Printed in Hollis, New Hampshire, at Puritan Press.  
Layout and design by Alexandra Witsell.

All rights reserved. No part of this publication may be reproduced, stored in a retrieval system, or transmitted in any form or by any means, electronic, mechanical, photocopying, recording, or otherwise without the prior consent of the publisher.

ISBN: 978-0-9825544-2-5 (softcover binding)

ISBN: 978-0-9825544-3-2 (spiral binding)

#### SERIES EDITORS

Wilma Wetterstrom  
and  
Alexandra Witsell

# Contents

---

List of Abbreviations Used in this Volume   v

Preface and Acknowledgments   vii

Map of Egyptian Find Sites for Pottery Illustrated in this Volume   x

- 1. Pottery Production and Processing in the Field   1**
- 2. Post-Excavation Studies   11**
- 3. Ceramic Glossary   13**
- 4. Further Reading: a General Selection on Ceramics   18**
- 5. Clay Descriptions Used in Volume 4   24**
- 6. Egyptian Pottery**
  - Ptolemaic Period   29
  - Roman Period   81
  - Late Roman Period   181
  - Medieval   243
  - Modern   301
- 7. Further Reading: a Selection for Volume 4   342**
- 8. Color Plates**



## List of Abbreviations Used in this Volume

---

ÄA	<i>Ägyptologische Abhandlungen</i>
AHL	<i>Archaeology &amp; History in Lebanon</i>
ARCE	American Research Center in Egypt
ASAE	<i>Annales du Service des Antiquités de l'Égypte</i>
AV	<i>Archäologische Veröffentlichungen des Deutschen Archäologischen Instituts, Abt. Kairo</i>
BAR	<i>British Archaeological Reports, International Series</i>
BASOR	<i>Bulletin of the American Schools of Oriental Research</i>
BCE	<i>Bulletin de liaison du groupe international d'étude de la céramique égyptienne</i>
Bd'E	<i>Bibliothèque d'Étude, Institut français d'archéologie orientale</i>
BES	<i>Bulletin of the Egyptological Seminar</i>
BIFAO	<i>Bulletin de l'Institut français d'archéologie orientale</i>
BSAE	British School of Archaeology in Egypt (and Egyptian Research Account)
BSAK	<i>Studien zur Altägyptischen Kultur, Beihefte</i>
CCE	<i>Cahiers de la céramique égyptienne</i>
CNRS	Centre national de la recherche scientifique
EVO	<i>Egitto e Vicino Oriente</i>
FIFAO	<i>Fouilles de l'Institut français d'archéologie orientale</i>
GM	<i>Göttinger Miszellen</i>
IFAO	Institut français d'archéologie orientale
JARCE	<i>Journal of the American Research Center in Egypt</i>
JAS	<i>Journal of Archaeological Science</i>
JEA	<i>Journal of Egyptian Archaeology</i>
JNES	<i>Journal of Near Eastern Studies, University of Chicago</i>
JSSA	<i>Journal of the Society for the Study of Egyptian Antiquities</i>
LÄ	<i>Lexikon der Ägyptologie, Vols. I–VI (Wiesbaden)</i>
MÄS	<i>Münchener Ägyptologische Studien</i>
MDAIK	<i>Mitteilungen des Deutschen Archäologischen Instituts, Abt. Kairo</i>
OLA	<i>Orientalia Lovaniensia Analecta</i>
PAM	<i>Polish Archaeology in the Mediterranean</i>
SAGA	<i>Studien zur Archäologie und Geschichte Altägyptens</i>
SAK	<i>Studien zur Altägyptischen Kultur</i>
SDAIK	<i>Sonderschriften des Deutschen Archäologischen Instituts</i>
SIMA	<i>Studies in Mediterranean Archaeology</i>

SSEA	Society for the Study of Egyptian Antiquities
WES	<i>Warsaw Egyptological Studies</i>
ZÄS	<i>Zeitschrift für ägyptische Sprache und Altertumskunde</i>

## Preface

---

Ceramics are usually the most abundant artifacts present at Egyptian archaeological sites. They are often found in large quantities and their analysis requires great patience and due attention. Such analysis is generally time-consuming and sometimes simply boring. The final result of ceramic study, however, can be very rewarding. Ceramics can offer a great deal of useful information. For example, they can date a site or its phases, and provide evidence for different activities and purposes of a site or its smaller units. Ceramics sometimes indicate different routes of product exchange between various sites or regions. For these reasons, all excavated pottery should be kept and stored for documentation and further analysis before the final publication of a site.

Given the importance of ceramics, the subject was chosen to be part of the basic curriculum of the first Ancient Egypt Research Associates (AERA) Field School in spring 2005, organized in conjunction with the American Research Center in Egypt (ARCE). The main aim of the Field School, supervised by Mohsen Kamel and Ana Tavares, was to train the official inspectors of the Supreme Council of Antiquities (SCA) in the excavation techniques of field archaeology, as well as in specialist studies of material culture and environmental analysis, such as ceramics, objects, fauna, flora, and human osteology. In response to the success of the first Field School, Mark Lehner, director of AERA, along with the Field School teachers and the AERA team, decided to organize an Advanced Field School in 2006 specializing in particular areas, such as excavation, illustration, and ceramics. As AERA ceramicist, I taught pottery analysis to these returning students. While I was preparing the course, Dr. Lehner suggested that I write an AERA Field School Pottery Manual. At first the manual was to be a concise catalogue of ceramics from different periods of Egyptian archaeology. Over time, however, the manual expanded to include additional information related to material, manufacturing techniques, surface treatment, and context. Eventually, I compiled a large corpus of Egyptian ceramics from all periods of Egyptian history, from Neolithic to Modern times. I also added brief discussions of certain imported vessels to remind archaeologists that pottery from Egyptian sites often includes pieces brought in from other regions, and is, therefore, not always homogenous.

The final product, this *Manual of Egyptian Pottery*, is divided into four volumes:

- Volume 1** Egyptian Neolithic Fayum A, Merimde, Omari, Badari, Naqada I, Naqada II, and the Lower Egyptian Culture
- Volume 2** Naqada III, Archaic Period, Old Kingdom, First Intermediate Period, and Middle Kingdom
- Volume 3** Second Intermediate Period, New Kingdom, Third Intermediate Period, and Late Period
- Volume 4** Ptolemaic Period, Early and Late Roman Periods, Medieval, and Modern times

Each of the volumes consists of eight sections (the first five of which repeat in each volume):

- Section 1** General information on pottery production in Egypt and methods of pottery recording in the field
- Section 2** Post-excavation procedures leading to the publication of the material

---

NOTE: After the 2009 publication of Volumes 1 and 2, the introductory texts in Volumes 3 and 4 of the *Manual* were modified following the very kind suggestions of Hans-Åke Nordström, Pamela Rose, and Alison Gascoigne. Future editions of Volume 1 will include these same modifications.

- Section 3** A list of terms and abbreviations related to ceramics
- Section 4** A selected bibliography concerning technological aspects of Egyptian pottery
- Section 5** Descriptions of the clays mentioned in the text
- Section 6** The pottery from all Egyptian periods, organized chronologically:

Each subsection, treating each of the periods, consists of two parts: 1) an introduction to the pottery, describing its general trends, and 2) a catalogue of the main ceramic types, organized not according to a detailed chronological order, but, rather, by shape (restricted followed by unrestricted vessels).

Each ceramic type is illustrated with a drawing, accompanied by a short description with the general name of the find site (e.g., Giza, Abydos). More specific information about the provenience is provided by the reference cited for each drawing. The shape, material (according to the original publication and in relation to the Vienna System if possible), surface treatment, publication, and other information pertinent to dating are provided. Additional remarks and bibliography are sometimes included. The vessel description is based only on the text from the original publications. If information was not presented in the original text, it is labeled as “not stated.”

- Section 7** A selection of references related to the particular ceramics described in the volume.

- Section 8** Color plates, including a selection of photographs of ceramics from different periods. For Volume 4, in addition to the color photos of the Medieval pottery, there are also color drawings. The Medieval glazed ceramics are usually very colorful. As it is very difficult to illustrate their precise hues, the colors are approximate.

This AERA manual was originally meant to be a quick field guide for the Egyptian SCA inspectors as they recovered pottery in the course of their own excavations, especially because many may not have regular access to libraries. It is essentially an illustrated list of ceramic types from different periods, meant to show only the most general trends in Egyptian ceramics. Drawings and photographs of pottery for the manual were selected to show those general types most characteristic of the different periods. For this purpose a kind of typology of Egyptian ceramics was created based on the ceramic forms themselves, rather than the typologies presented in the publications on specific sites. However, the descriptions here come from the original publications from which I drew my types. Most of the language is that of the reference cited. As the task of describing a ceramic vessel is highly subjective, each researcher may describe pots in somewhat different ways. Hence the terminology, such as for vessel shape (plate, bowl, ewer, dish, bottle, etc.), is not entirely uniform or consistent throughout this volume. Nor are all vessels described in the same detail. In addition, the user may not find in the manual every single vessel from each period. Further editions of the book may expand to include more comprehensive typologies. It was not my intention to document shape changes of any given type over time, nor to indicate regional variations within periods, although such spatial differences are observed in the archaeological material. Indeed, the division of ceramic material into historical periods is rather artificial, since many types were in use longer than a single period. I am fully aware that my pottery manual does not address every question related to Egyptian pottery but I hope it will be a useful resource for archaeologists working in Egypt. As a specialist in Old Kingdom pottery myself, I am grateful for any comments and suggestions concerning ceramics from other periods.

## Acknowledgments

---

Our excavations at Giza are part of the work of Ancient Egypt Research Associates (AERA), directed by Dr. Mark Lehner. I would like to thank a number of foundations and individuals for their financial support of the AERA excavations and analysis. Some of these are the Ann and Robert H. Lurie Foundation, the David H. Koch Foundation, the Charles Simonyi Fund for Arts and Sciences, Ted Waitt Family Foundation, Peter Norton Family Foundation, Glen Dash Foundation, Marjorie Fisher, Ed and Kathy Fries, J. Michael and Marybeth Johnston, Jason G. Jones and Emily E. Trenkner-Jones, Bruce and Carolyn Ludwig, David Marguiles, and Ann Thompson. I would also like to thank Dr. Zahi Hawass and Egypt's Supreme Council of Antiquities, along with all of my Egyptian colleagues. This work would not have been possible without the tireless efforts of Dr. Lehner to create and finance an exemplary research and education program at Giza, Egypt.

The present manual is a result of cooperation between numerous individuals and institutions. First I would like to again thank Dr. Lehner for his idea of creating the manual and publishing it as an AERA publication.

My deepest appreciation goes to Wilma Wetterstrom and Cindy Sebrell who are responsible for the present shape of the book. I would like to express my special gratitude to Alexandra Witsell who prepared the book layout. It required a lot of skill, perseverance, and patience, especially in the case of my multiple changes and rewritings during the course of the work. Thank you, Ali.

Mary Anne Murray, Richard Redding, Janine Bourriau, and Teodozja I. Rzeuska were also always ready to give me very useful advice.

I would like to express my particular indebtedness to Hans-Åke Nordström, Pamela Rose, and Alison Gascoigne for their kind and insightful reviews of Volumes 3 and 4 of the manual.

Drawings used in the manual were prepared by Edyta Klimaszewska-Drabot, Mariola Orzechowska, and myself. The collection of color photos was compiled from photographs provided by the following individuals and projects:

Krzysztof Ciałowicz, Mariusz Jucha: photographs of the pottery from Tell el Farkha;

Harco Willems, Marleen De Meyer, and Stefanie Vereecken in particular: photographs from the Dayr al-Barsha Project;

Tonny de Wit, Willeke Wendrich: photographs from the Fayum;

Włodzimierz Godlewski: Late Roman and Medieval pottery photographs from Naqlun monastery in Fayum;

Yukinori Kawae: photographs of the ceramics from Giza and el Nazla village;

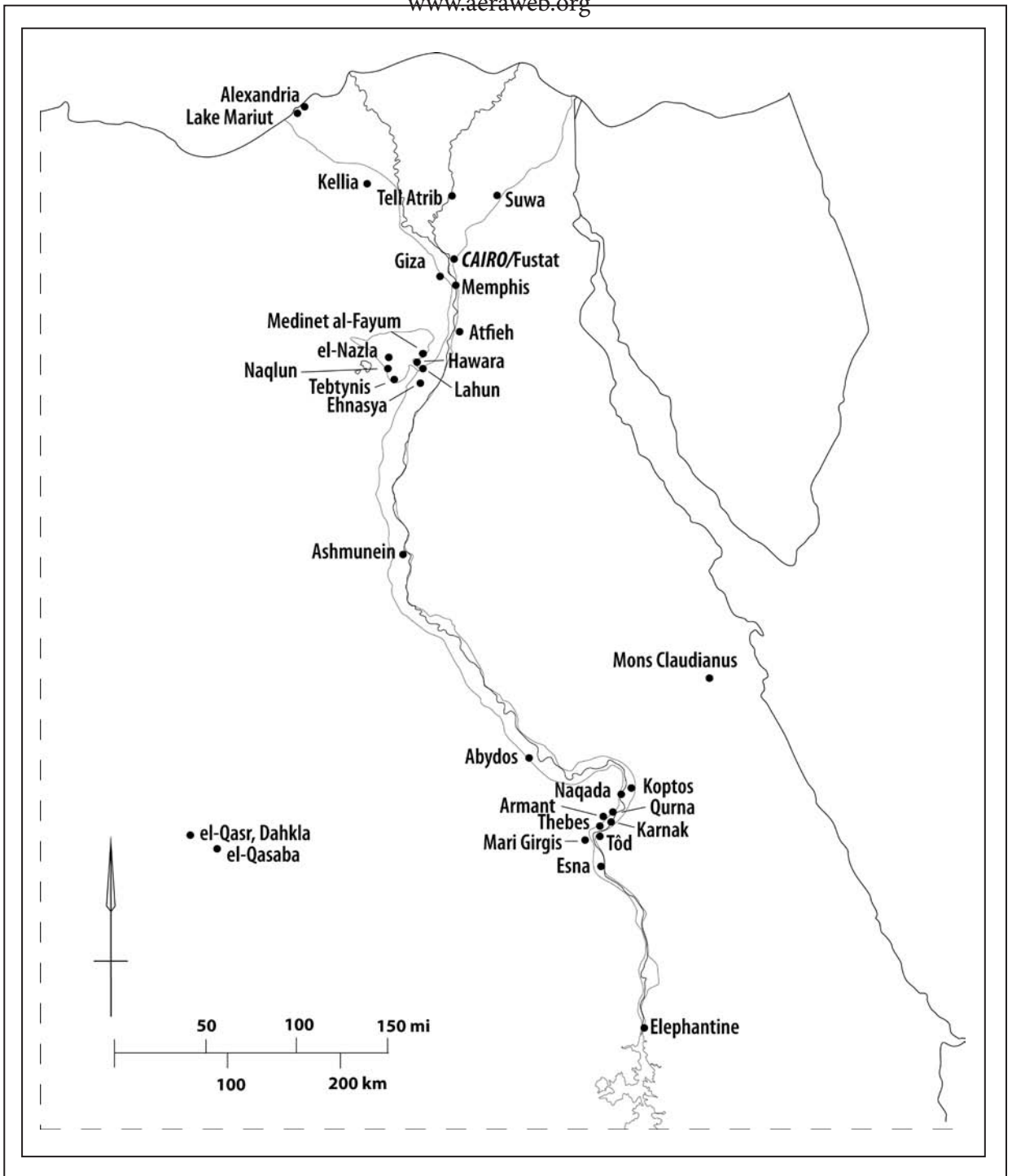
Mariola Orzechowska: New Kingdom pottery photos from Giza;

Teodozja I. Rzeuska, Dietrich Raue: photographs from Elephantine.

I also would like to thank Sławomir Rzepka for the permission to use the ceramic photos taken by myself at Tell el Retaba. The majority of photographs came from the Petrie Museum thanks to Stephen Quirke and Richard Langley. I am deeply grateful for their help.

And last but not least I would like to express my gratitude to employees of the Institute of Egyptology in Prague, especially Jaromír Krejčí, for the opportunity to use their Egyptological library. My research in Prague was financed by the Department of Egyptian and Nubian Archaeology of the Institute of Archaeology (the University of Warsaw, Poland), thanks to its head, Prof. Włodzimierz Godlewski. I am very grateful for his trust in my work.





Map illustrating location of Egyptian sites mentioned in Volume 4.

## Pottery Production and Processing in the Field

*Please see Ceramic Glossary, pages 13–16, for definitions of terms.*

**P**ottery retrieved from archaeological excavations can be processed in many ways (e.g., Orton, Tyers, and Vince 1993, Rice 1987). Over several years, I have developed a system that works well for the specific case of the ceramics from the AERA excavations at the Heit el-Ghurab site at Giza (also known as the Lost City of the Pyramids). The same system, slightly modified, can be used at other sites.

The bags of pottery collected from the excavation are sent to the lab for processing. All pottery fragments from the site are first sorted into two groups: 1) diagnostic: those from which the original form of the whole vessel can be deduced (i.e., complete pots, complete profiles, parts of rims, parts of bases), as well as sherds with decoration and fragments with potmarks; and 2) non-diagnostic fragments.

Diagnostic fragments are classified according to the AERA Typology and then recorded on AERA Pottery Forms. For an example of an AERA Pottery Form, which consists of several descriptive categories, see Table 1 (page 8). The non-diagnostics are sorted according to two types: pieces that belong to bread-molds, and other non-diagnostic types that are not parts of bread-molds. These are weighed separately, their weights are recorded on the AERA Pottery Form, and the sherds are discarded.

Pots slated for drawing (rendered at a scale of 1:1) are segregated and stored separately (for pottery drawing techniques, see Becker 1987, Joyce and Dillon 1987). In addition to drawings, pots are documented with two sets of photos. One captures complete vessels, significant shapes, pots with decoration, and potmarks. The second shows the clay in the breaks of the pottery wall. The tools used for pottery processing, drawing, and photography are listed in Table 2 (page 9).

All information about pottery from the site is stored in a digital database. This greatly facilitates the data analyses, especially in the case of a very large assemblage. The more data we collect, the more relations between data we create in the database, and the more relations we have, the better the material is described. All the ceramics data from AERA excavations are stored in the AERA Pottery Database in the format presented in Table 3 (page 10).

### **Clay and Fabric** (Aston 1998: 35–39, Bourriau and Nordström 1993)

All ceramics are made of clay. Natural Egyptian clays that formed under different conditions are characterized by different compositions. Clays originating from limestone characterized by calcium carbonate are called marls. Nile clays, also called Nile alluvium or Nile silt, are composed of particles carried by Nile waters and usually consist of large amounts of silica. Kaolin clays are formed of kaolinite, a mineral associated with granite rocks located in the Aswan area. Pliocene clays formed during the Pliocene period and can be found in the oases, especially in Kharga Oasis. Naturally occurring clays can be mixed by the potter seeking a particular combination of clay properties.

The most common Egyptian clays are Nile alluvium and marl. Nile alluvium contains greater amounts of silica and can be fired at lower temperatures, around 700 to 800°C. The surface after firing is usually dark red or brown. The break of a pottery wall shows different color layers: red/brown with a black core. Nile clay used in pottery production often contains organic inclusions (small fragments of grass, chaff, dung, ash, etc.), or material introduced to the raw clay by the potter as temper. Marls are fired at higher temperatures, between 800 and 1000°C. The clay shown in the break is very homogenous and dense. The color of surfaces is generally beige, pink, or very light yellow. Marl clay is very hard after firing. Marl pots usually do not contain any organic material.

Nile and marl clay can be further divided into subgroups according to inclusions, hardness, and density. The Vienna System (Bourriau and Nordström 1993: 168–186) classifies the fabrics of Ancient

Egyptian pottery. The term “fabric” refers to the physical composition and properties of the clay and its inclusions, both naturally occurring and/or added by a potter.

Clay for manufacturing pots has to be properly prepared. The raw material contains inclusions that can damage the pot wall during shaping or later firing, and thus must be removed prior to working. The clay is prepared by levigating it. The raw clay is mixed with water and allowed to rest in special pools, where the coarser particles sink to the bottom. The clay is then kneaded until the mass is smooth. This process can take days or sometimes months before the clay is ready for shaping into a vessel.

**Clay – Fabric Designation and Classification** (Aston 1998: 35–39, Bourriau and Nordström 1993, Rice 1987)

Pots are made of materials that can be characterized by various properties: the origin of the clay, the presence or absence of inclusions, porosity, hardness, color, and firing temperature.

Inclusions are particles present in the clay. They may be present in the natural material when taken from the source or may be added by the potter. In the latter case, these inclusions are called temper. Inclusions can also vary in shape, size, and frequency, and are classified as organic or non-organic. Examples of organic particles are straw, chaff, dung, and ash. These often burn away during the firing process, but leave voids in the clay that show characteristic impressions. Examples of non-organic inclusions are sand and fragments of rock, such as limestone, basalt, and granite.

Color is another important component of the clay and fabric description. It can help to identify the clay and to determine the conditions under which the clay was fired. Color is often described using the terminology of established color charts. One of most popular is the Munsell soil color chart.

Clay can also be described in terms of its porosity. Porosity is determined by measuring the density of pores. These are the empty spaces in the fabric that are formed during the firing process.

The hardness of clays is very often measured using the Mohs scale. The scale, with values ranging from 1 (the softest) to 10 (the hardest), is based on the relative hardness of standard minerals: 1 – talc, 2 – gypsum, 3 – calcite, 4 – fluorite, 5 – apatite, 6 – orthoclase, 7 – quartz, 8 – topaz, 9 – sapphire, and 10 – diamond. Hardness is determined with successive scratch tests. If a mineral leaves a mark on a ceramic, the ceramic is softer. If both can scratch each other, they are of equal hardness. The Mohs scale can also be supplemented with other materials of known hardness: 2.5 – if the ceramic can be scratched by a fingernail, 3 – copper wire, 4.5 – window glass, 5.5 – the blade of a pocket knife.

Taking into consideration different criteria for clay description, we prepare a clay fabric classification. The Vienna System, mentioned above, is one of the best known fabric classification systems. It does not encompass all fabrics used in producing Egyptian pottery, but it can be a good reference and standard for ceramics from any one particular site. For example, although the AERA settlement (the Heit el-Ghurab site) has its own clay classification system, it includes clay equivalencies in the wider Vienna System in order to make it more familiar to the larger ceramic audience (Wodzińska 2007: 287–289, Table 11.3).

**Shaping Methods** (Arnold and Bourriau 1993, Hope 1987)

There are a number of methods for shaping pots: hand-shaping, hand-shaping and finishing with a turning device, or shaping on a wheel. Hand-shaping methods include: 1) forming a single piece of clay by the use of freehand shaping, 2) shaping with a paddle and anvil, or a paddle and the ground, 3) shaping on a core or over a hump, 4) shaping with a mold, and 5) building with a slab/coil.

The simplest shaping method is to form a vessel freehand from a single piece of clay without using any tools. Pots made this way are usually open with walls of irregular thickness. The paddle-and-anvil method employs a paddle, usually a flat piece of wood, to shape clay against an anvil, usually a hemispherical hole in the ground. Vessels made with the paddle-and-anvil have spherical or hemispherical

bodies. Another simple method is to shape the vessel on a core or over a hump. A core can be a ceramic pot, the shape of which can be duplicated. A hump can be made of wood or stone. In both cases, the internal surface of the new pot will resemble the external surface of the core or hump. Similarly, a pot can be made in a mold. Its external surface will resemble the internal surface of the mold, which can be another pot, usually an open form. Another simple hand-shaping technique is slab/coil shaping. The potter forms a coil of clay and lays it down in a spiral fashion in order to build a vessel. The use of a turning device can help make pots with more regular shapes. However, the most advanced method is with a wheel. A potter's wheel with a stable central axis makes it possible to create regular forms with relatively thin walls.

## Surface Treatment

The surfaces of ancient Egyptian pots were treated in various ways. The most common method consisted of simple smoothing prior to firing. The potter smoothed pots using hands or special tools, such as a modified pottery sherd, a fragment of wood, or a pebble. The smoothed surface could also be coated and subsequently burnished or polished. Burnishing is a process of refining the surface with the use of a hard tool, commonly a pebble. A burnished surface is characterized by the presence of shiny stripes. Polishing requires soft materials such as fabric or fur. The resulting surface shines without visible borders.

When a coat is applied to the surface before firing it is called a slip, while a wash designates a coat applied after firing (Rice 1987: 151). In addition, vessels may be glazed, especially in the case of Medieval pottery.

## Decoration

We can distinguish several kinds of decoration: painted (before or after firing), incised (before or after firing), impressed (before firing), stamped (before firing), applied (before firing), molded (before firing), and "cut-out" (before firing).

The Ancient Egyptian potter, or in many cases an artist, decorated pots with several colors of paint. The most common colors were generally white, red, black, and, in some cases, yellow and blue. Colors can help in dating a pot. For example, blue was characteristic of certain ceramic vessels from the New Kingdom.

The surface of a pot could be incised or impressed. The thickness of incised lines or dots depends on the tool used. Thick irregular marks could be made with fingers. More detailed motifs could be executed with tools made of wood, bone, or reed.

Impressed decorations are made with a variety of different materials. The surface of a pot may bear traces of fabric or string. Stamped decoration is made using stamps in the shape of a palmette, rosette, cross, etc.

Small decorative pieces of clay, the same consistency as that used for the walls, can be applied to the surface before firing. This is simplest form of application or *applique*. However, clay can also be thinned with water to achieve the consistencies necessary for different types of decorative techniques. A pottery vessel can be covered with a type of watered-down clay applied by cutting a small hole in a bag and squeezing a small, delicate rope of watery clay in decorative patterns. Again, this is done before firing. This type of decoration is called *barbotine*.

The walls of pots made in molds bear relief decoration executed in the mold. The most characteristic pots with molded decoration belong to the Roman *terra sigillata* tradition.

Some Egyptian pots, especially large stands, have holes in the walls made before firing while the clay contains enough water to be carved. This is referred to as the "cut-out" method.

### Shape Designation (Rice 1987: 212–220)

All pots can be divided into two groups: Restricted and Unrestricted vessels. The rim diameter of a restricted vessel is smaller than the maximum diameter of its body, whereas that of an unrestricted vessel is greater than, or equal to, the maximum diameter of its body. These groups can be further divided into formal groups:

Restricted vessels:

Jars (restricted vessel with neck, the height is greater than its maximum diameter)

Unrestricted vessels:

Bowls (unrestricted vessel with base)

Stands (unrestricted vessel without base and with two rims)

A restricted pot shape can also be described as hole-mouthed, meaning that the jar has a rim that curves inward.

A vessel consists of three components: rim, body, and base (figure 1).

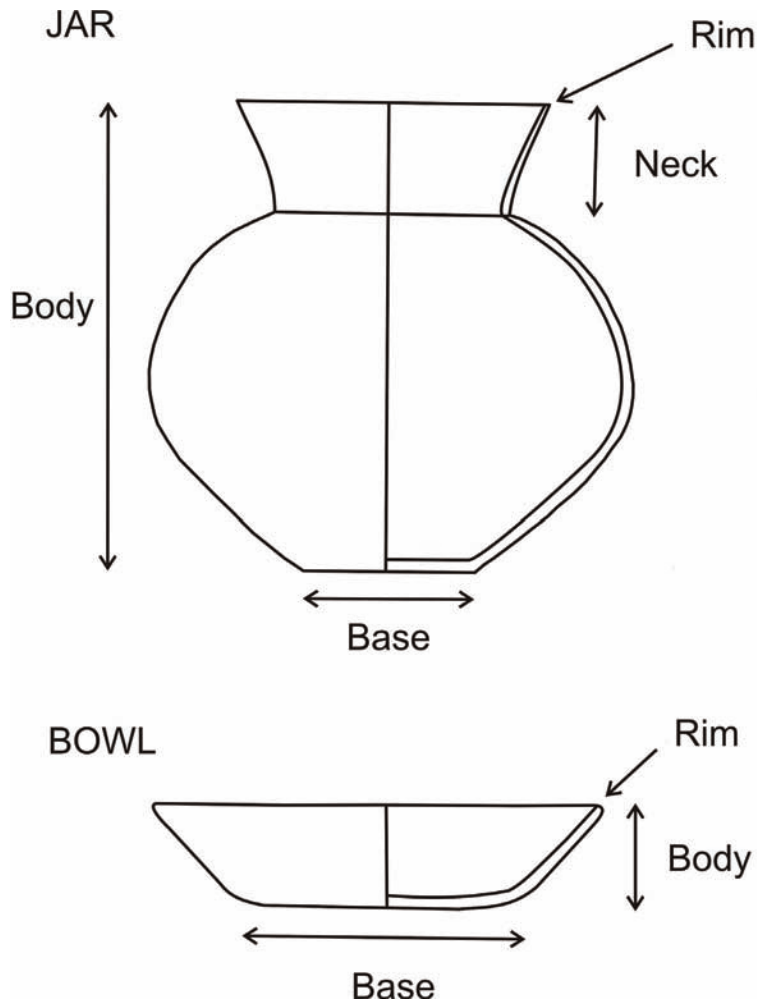


Figure 1. Basic vessel parts (partly based on Shepard 1995: 244, Figure 31).

The shape of the body can be described using terms for geometric shapes: sphere, ellipsoid, ovaloid, cylinder, hyperboloid, and cone (figure 2).

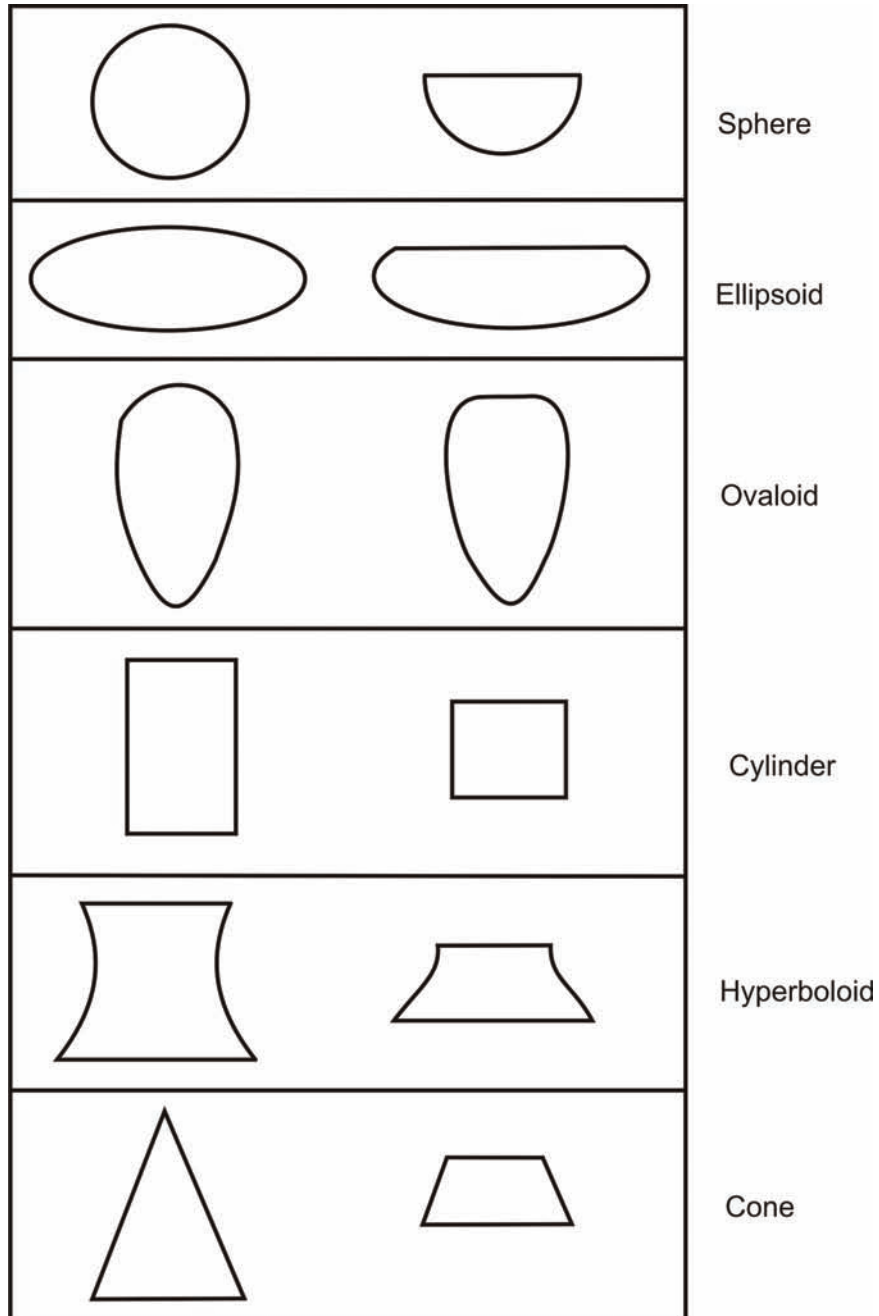


Figure 2. Vessel shape descriptions derived from geometric figure names (based on Rice 1987: 219, Figure 7.6).

The bases of most Egyptian pots are round, but they can also be flat, slightly flat, or pointed. There are also ring bases (figure 3). The rims can be pointed, round, flat, or recurved (figure 4).



Figure 3. Different base shapes.

Rims can be described in a variety of ways by different ceramicists based on rim orientation and shape, much like the shape of bases (figure 4). Terms that are used to describe orientation are based on the directionality of the walls and rim (such as *straight*, *flaring*, or *narrowing*), with *direct* usually indicating a vertical stance to the rim and walls, and *indirect* usually referring to a flaring or narrowing stance. However, these are not standard terms accepted by all ceramicists; everyone describes pots slightly differently. When describing the actual shape of the rim itself, the terminology refers to the geometric shape of the rim or the intention of the potter. For example, geometric shapes can be *pointed*, *flat*, *round*, or *recurved*. Further, if the potter intended for the rim to be simple, with only a slight point or flat on top, it might be called *unmodeled*. If the potter put extra work into finishing the rim by rounding or recurving, it might be called a *modeled* rim.

#### RIM SHAPE













RIM ORIENTATION				<i>pointed rims</i>	<i>can also be called unmodeled rims</i>
				<i>flat rims</i>	
				<i>rounded rims</i>	<i>can also be called modeled rims</i>
				<i>recurved rims</i>	
	<i>straight rims</i>	<i>flaring rims</i>	<i>narrowing rims</i>		
	<i>can also be called direct rims</i>	<i>can also be called indirect rims</i>			

Figure 4. Terminology for describing rim forms.

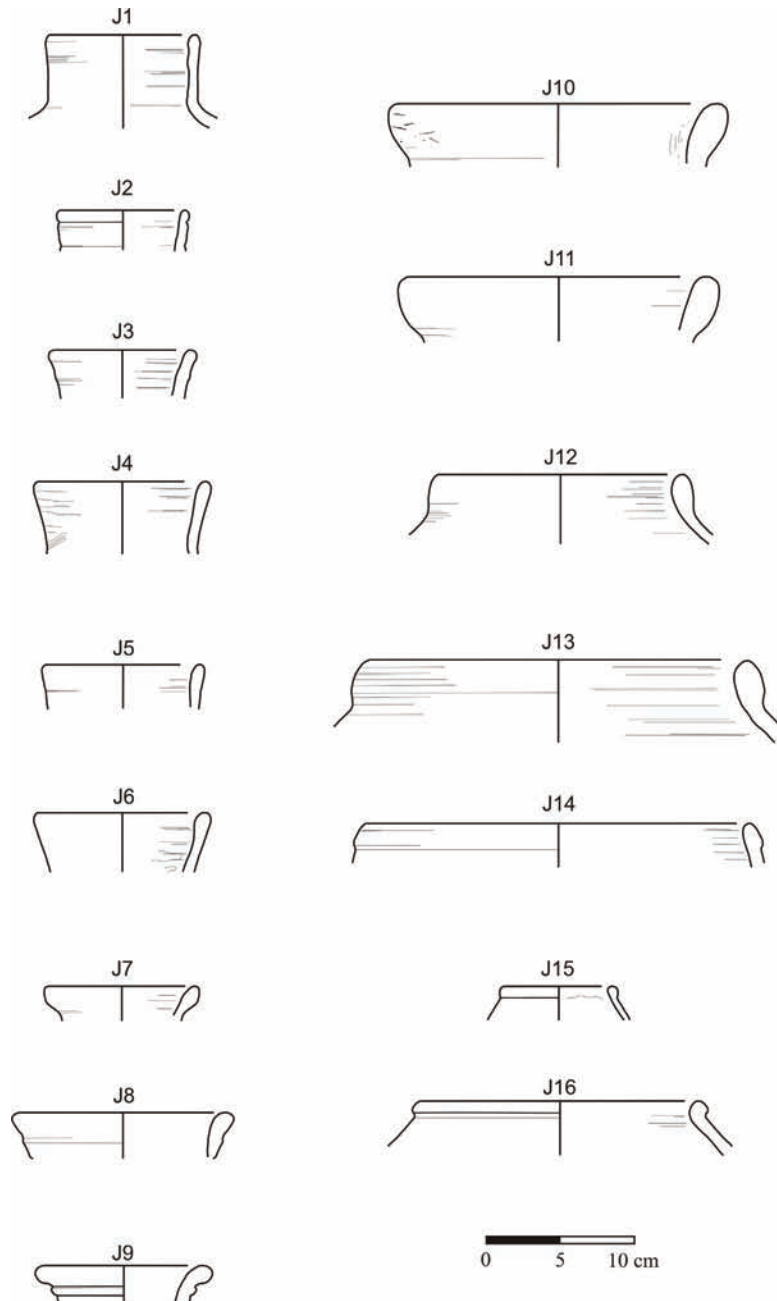


Figure 5. Example of a typology of jars. (Since many of the vessels could not be completely reconstructed for lack of bases, complete profiles, etc., the typology employs only rims and necks).

## Typology

After examining a collection of pots, we sort them into types based on a number of shared traits. The traits include a combination of production method, shape, clay, and surface treatment. In this way we create a typology, or a classification, of all pottery from the site into types. Figure 5 shows a sample of a jar typology.



**Table 1. Example of an AERA Pottery Form.**

[illegible]

**Table 2. Basic pottery processing tools.**

POTTERY PROCESSING	DRAWINGS	PHOTOS
Handbook—for any additional remarks on the described material	Contour gauge, caliper	Camera
Hand lens, min. 10x magnification —used during clay (fabric) description and identification	Long ruler, triangles	Photo background—for example, a piece of fabric or paper
Scales—for weighing	Pencil	Photo scale
Glue—used during reconstruction of broken pots	Tracing paper, Grid paper	
Pen with black water-proof ink—for marking the sherds	Pencil eraser	
Munsell color charts	Circles for measuring diameter	

**Table 3. General categories of the AERA Pottery Database.**

CATEGORY	DESCRIPTION
<b>Number of pot</b>	Follows the number assigned to every diagnostic fragment
<b>Drawing</b>	Drawing prepared, name of draftsperson
<b>Photo</b>	Photo taken, photo number
<b>Context</b>	Area, grid, square, feature number, feature type, building, etc.
<b>Year</b>	Year of excavation
<b>Type</b>	According to the site typology
<b>Variants</b>	Variants of types
<b>Vessel part</b>	R – rim, B – base, W – wall (body sherd), Cpr – complete profile, Cpot – complete pot, H – handle, O – object made of ceramic
<b>Count</b>	Quantity of sherds/pots
<b>Percent</b>	Percentage of pot, rim, base preserved
<b>Height</b>	PH – preserved height, CH – complete height, L – length, in centimeters (cm)
<b>Rim diameter</b>	Measured in centimeters (cm)
<b>Base diameter</b>	Measured in centimeters (cm)
<b>Max diameter</b>	Maximum diameter of body of a vessel, in centimeters (cm)
<b>AERA clay (fabric)</b>	According to the site clay description
<b>Hardness</b>	1 – soft, 2 – middle (scratched with fingernail), 3 – hard (scratched with copper wire), 4 – very hard (scratched with window glass)
<b>Method of production</b>	HM – handmade, WT – wheel-turned, M – molded, WM – wheel-made or HM-WT – handmade and later turned on a slow wheel
<b>Base shaping</b>	M – molded, SC – string cut, Kf – knife cut
<b>Base surface treatment</b>	See surface treatment
<b>Break sections</b>	Colors of break sections
<b>Break porosity</b>	Open, medium, dense
<b>Surface treatment (outside and inside)</b>	Sm – smoothed, P – polished, U – untreated, C – slipped (before firing), Wh – washed (after firing)
<b>Slip colors</b>	R – red, O – orange, Pi – pink, Br – brown, Bl – black, W – white
<b>Surface color</b>	Using the Munsell color charts
<b>Decoration (outside and inside)</b>	Painted, incised, applied, molded, etc.
<b>Wall thickness</b>	Measured in centimeters (cm)
<b>Weight</b>	Measured in kilograms (kg)
<b>Remarks</b>	Usually description of the state of surface preservation, traces of ancient usage
<b>Potmarks</b>	Marks made on the surface: types, made before or after firing, on external or internal surface
<b>Storage</b>	Location where stored

## Post-Excavation Studies

---

**T**he work after excavation is the most time consuming part of pottery analysis. The field work is very demanding and usually pottery specialists do not have enough time for a detailed analysis of the material. During field work, however, the pottery is well documented in order to provide a basis for further study. Time during the “off-season” is used for database entry, analysis of the data, and a study of the results. Additionally, pencil drawings that were done during the field season are prepared for publication; they are inked or redrawn in a computer graphics program. The final and most important stage of the pottery study is its publication. The article or book should be a comprehensive account of the material, including all the information that is available.

Pottery can be published in a variety of different ways. The publication of a corpus of ceramics from a site begins with a qualitative description of the assemblage including the attributes discussed above. The publication should include quantitative data as well, such as counts and percentages of each type. Finally it must also move beyond description to consider the ceramics in their archaeological context in order to shed light on the pottery itself as well as to inform us about the ancient site.

Considering the ceramics within the context of the site stratigraphy allows us to organize pottery according to the phases of site occupation. For a site with a long occupation and well defined phases it is possible to trace the ceramics over time. Do the relative proportions of types change? Or do some types disappear or evolve into another type? Is the modification connected to the shapes or the technology used to produce the pots? Is it related to the uses of the vessels?

While the site phasing can be used to place the ceramics in a chronological sequence, pottery with already well established dates based on other sites may help to date a site or area within a site.

The ceramic analysis should also contribute to an understanding of the archaeological site. Pottery can reflect activities and the functions of an area such as cooking, bread baking, beer brewing, etc. Tomb and temple paintings showing pots similar to those from the site in use—for example, being used to make wine—can be helpful in developing hypotheses about activities at the site. Pottery may also reflect social status. The areas where the finest serving vessels occur at a site may be the homes of the highest ranking people.

The publication of a single corpus of pottery should also contribute to broader studies of ceramics in Ancient Egypt. Every study that is published can help identify the kinds of pottery associated with settlements, cemeteries, or temples. They can contribute to working out how pottery was distributed through Egypt and possibly in identifying the ancient production centers. What pottery types were made in Upper/Lower Egypt? Why and how did they circulate throughout all of Egypt?

The imported pottery from a site contributes to a wider understanding of the Egyptian economy and foreign relations. What kind of pottery vessels were imported to Egypt? What was their origin? What kind of commodity did they contain? We also should keep in mind that some imported vessels were imitated in Egypt, which raises the question as to why Egyptian potters made imitations of foreign pots.

Ceramics may also be useful in examining socio-economic status in Ancient Egypt. What kind of pottery was used by king and nobles? What kind of vessels were used by workmen employed in the royal building activities? What kind of pots were used by simple farmers? What attributes characterize these ceramics? Which ones can be considered, for instance, “royal”?

The ceramics of the Heit el-Ghurab site at Giza illustrate some of the ways in which pottery can contribute to an understanding of an ancient community. The settlement is well dated to the late 4th Dynasty and laid out with a number of different districts that are characterized by distinct sets of material culture. This includes pottery, which reflects some of the functions of these different areas. For example, bread pots dominate the assemblages from galleries and adjacent workshops, indicating bread

production on a massive scale. Differences in the type of serving vessels found across the site reflect differences in social status. In the workmen's barracks (the galleries) simple carinated bowls covered with white wash were used as serving vessels, while the large houses were equipped with many types of fine red-slipped pots. The Heit el-Ghurab pottery came from a variety of sources. Most of the local ceramics probably came from a centralized pottery workshop nearby, while another set of pots was imported from Upper Egypt. Yet another group of ceramics came from Syro-Palestine.

The most important point of the post-excavation work is to publish the ceramics. They are of limited use to the scholarly community until the collection is available in print.

## Ceramic Glossary

---

(see also Bourriau and Nordström 1993; Rice 1987: especially 471–485; Yon 1981)

### Clay and Fabric

**AERA Clay (fabric) Classification:** the classification of clay types used for ceramics from AERA excavations

**Break:** a fresh break of the vessel wall made in order to be able to describe the clay

**Break porosity:** the density of pores in the break, described as open, medium, or dense

**Clay:** the material the pottery is made of, mostly consisting of silica

**Compacted:** a term used by some ceramicists to describe a clay fabric in which the inclusions and matrix are tightly packed, implying that the clay is homogenous in nature due to either its natural quality or higher levels of processing and levigation by the potter

**Fabric:** the physical composition of a clay with inclusions, either naturally occurring and/or added by the potter

**Grog:** small pieces of fired and crushed ceramic; often added to clay

**Groundmass** (or matrix, paste): the fine particles of clay and silt that make up the composition of the clay

**Hardness:** the resistance of a material to mechanical deformation, measured in units of the Mohs scale

**Inclusions:** organic and non-organic particles present in the clay

**Levigated clay:** clay that has been allowed to sit in water to remove impurities

**Marl clay:** a calcareous clay, also known as desert clay (or *tafla* in Arabic)

**Mohs scale:** a hardness scale consisting of a series of increasingly hard minerals from 1 (talc) to 10 (diamond); used to specify the relative hardness of a ceramic

**Nile clay:** an alluvial clay associated with the Nile valley

**Organic inclusions:** organic particles present in the clay, such as straw, chaff, dung, and ash

**Provenance:** the geographical or geological origin of the clay source

**Qena/Ballas:** a marl clay from the Qena/Ballas region

**Raw material:** a material as it comes from the original source, before preparation

**Tafla:** marl clay

**Temper:** inclusions added to the clay by the potter to help enhance the function of the pot. For example, sand can be added to clay used for cooking pots in order to prevent cracking during temperature change, and organic materials such as chaff might be added to make the pot walls more porous, allowing water vessels to cool more quickly. Additionally, a temper of grog can add strength and stability to the walls of the pot.

**Uncompacted:** a term used by some ceramicists to describe a clay fabric in which the inclusions and matrix are not tightly packed; implies that the clay is not homogenous in nature

**Vienna System:** a schema for classifying Egyptian fabrics and clays

### Manufacture

**Coil/slab-building:** hand-building by the successive addition of slabs or coils of clay

**Composite contour:** most often results when a potter applies pressure to the side of the pot wall during formation on the wheel, thus altering the profile to create a composite of two basic geometric shapes

**Core/hump:** hand-building on a core or over a hump

**Handmade:** building without the use of a potter's wheel

**Knife-cut:** finishing the base using a knife/hard tool

**Method of production:** techniques of vessel shaping

**Mold-shaping:** hand-building with the use of a mold

**Paddle- and-anvil shaping technique:** shaping with the use of two tools:

the anvil, a round instrument used to press against the vessel wall from the inside, and the paddle, a flat tool used to beat and support the wall from the outside

**Paddle-and-ground technique:** a shaping technique similar to paddle-and-anvil, but using the surface of the earth/ground for shaping

**Potter's wheel:** a revolving platform which moves on and around an axial pivot

**Simple contour:** a term that implies that the potter allowed the natural centrifugal forces of clay formation on a wheel to shape the profile; for example, a simple outward flaring shape or a simple cylindrical shape

**String-cut:** finishing the base using a string or wire

**Turning device:** a device without a pivot incapable of sustained rotations

**Wheel-turned:** building with the use of a potter's wheel

## Surface Treatment

**Burnishing:** producing a luster on the surface by rubbing it with a hard object (a pebble for instance) in the leather-hard stage; characterized by the presence of individual parallel facets

**Coat:** a term used by some ceramicists to describe a layer of color on the surface that is not clearly identifiable as a slip or a wash, due to degradation of the pot and/or chemical processes within the soil

**Color:** surface color description, often using the defined colors in the Munsell soil color charts

**Glaze:** powdered glass applied to the fired surface of a ceramic that is then fired a second time in order to fuse the powder and form a thin, glassy coat

**Munsell soil color charts:** charts of defined colors for the standardized identification and description of soil colors

**Polish:** a glossy luster on the surface, produced by rubbing with a yielding tool in the leather-hard stage; lacks the individual parallel facets characteristic of burnishing

**Scraping:** the act of dragging a tool across the surface of the clay in order to shape or remove extra clay

**Slip:** a coat added to the surface before firing

**Smoothing:** the process of evening the surface, usually without using tools, by hand

**Surface treatment** (outside and inside): surface finishing methods

**Trimming:** a form of scraping, implies a more precise removal of extra material

**Wash:** a coat added to the surface after firing

## Decoration

**Application:** adding, before firing, decorative elements to the exterior of the vessel

**Barbotine:** a decorative technique in which liquid clay is applied, leaving a pattern that is slightly raised over the main surface; it usually refers to light colored applications applied over darker ceramic surfaces before firing, while the clay is still moist; often used for Early Roman pottery

**Cut-out decoration** (also called fenestration): a design created by cutting away sections of the wall, before firing, in the leather-hard stage

**Decoration:** additional surface treatment techniques

**Impressed decoration:** patterns made with a tool that is impressed in clay, before firing

**Incised decoration:** designs executed, before or after firing, with the aid of a sharp tool; sometimes filled with a pigment

**Modeling:** manipulation and shaping of the vessel wall before firing, while the clay is still moist (can also be done in a mold)

**Painted decoration:** painting applied to the vessel before or after firing

**Potmarks:** marks incised on the vessel (internal or external), before or after firing

**Sgraffito:** a type of Medieval decorative technique in which an incision is cut through the slip revealing the original color of the clay beneath

## Type/Ware Classification

**Type:** a category of ceramics defined by a common set of attributes (combination of technology, kind of clay, surface treatment, and shape of vessel) that distinguishes it from another class of pots

**Typology:** a system of classification that organizes ceramics into types

**Ware:** a category of ceramics defined by a combination of technology, clay, and surface treatment

## Drying and Firing

**Atmosphere:** composition of gases in the air surrounding pottery during firing

**Drying:** the process of evaporating water from the formed vessel

**Firing:** transforming the clay into ceramic material under the influence of high temperatures

**Leather-hard:** the stage of the drying process during which clay contains enough water to be carved or joined

**Oxidation:** a firing atmosphere characterized by an abundance of free oxygen

**Pottery kilns:** an oven or other installation in which pots are fired

**Reduction:** a firing atmosphere without the presence of oxygen, often with the presence of colloidal carbon

**Vitrification:** the action or process of becoming glass

## Pottery Processing

**Diagnostic pieces:** those from which the original form of the whole vessel can be deduced: complete pots, complete profiles, parts of rims, and parts of bases. Sherds with decoration and fragments with potmarks are also included.

**Non-Diagnostic pieces:** those from which the original form of the whole vessel cannot be deduced: non-descript body parts and sherds without decoration or potmarks

**Pottery Drawing Form:** a form for a drawing of the individual vessels

**Pottery Form:** a form for recording information about a given ceramic

**Pottery processing:** the process of sorting pottery according to types and fabrics

## Shape of Vessel

**Base:** the underside of a vessel

**Body (wall):** the part of the vessel between the rim and the base

**Bottle:** a jar with a globular or ovoid body and an elongated narrow neck

**Bowl:** an unrestricted vessel with base

**Carination:** the concave portion of the vessel between the rim and the maximum diameter of the body



**Complete pot:** a vessel preserved in its entirety

**Complete profile:** a profile of a vessel preserved in its entirety

**Jar:** a restricted vessel with a neck and a height greater than its maximum diameter

**Max diameter:** the maximum diameter of the body of a vessel

**Neck:** the part of the vessel between the shoulder and the rim

**Plate:** an unrestricted vessel with low, short walls and a flat base

**Profile:** a vertical cross section through the body of a vessel

**Restricted vessel:** a vessel with a rim diameter smaller than the maximum diameter of its body

**Rim:** the opening of the vessel

**Sherd:** a broken fragment of pottery

**Shoulder:** the upper part of the body

**Stand:** an unrestricted vessel without a base

**Tray:** an unrestricted vessel similar to a plate in shape, but often larger

**Unrestricted vessel:** a vessel with a rim diameter greater than or equal to the maximum diameter of its body

## Special Analyses

**Elemental analysis:** the identification of the chemical elements in a ceramic; may reflect technological changes, or define clay sources or kiln products

**Organic residue analysis:** the identification of residue in pots; may reflect the diet of the people using the pottery

**Petrography:** the microscopic study and description of rocks or other mineral material on the basis of optical properties

**Seriation:** the chronological ordering of a group of artifacts in which the most similar are placed adjacent to each other in the series; used as a relative dating technique

**Thermal analysis:** determining the temperature at which the pot was fired

## Pottery Drawing

**Contour gauge:** a drawing tool that helps trace the vessel shape

**Diameter measuring circle:** a drawing tool used to determine the rim/base diameter of a broken pot

**Profile drawing:** a drawing of the vertical cross section of a pot, showing wall thickness and details of the rim, as well as the configuration of the base

## Bibliography for the Introduction

- Arnold, D., and J. D. Bourriau. 1993. *An Introduction to Ancient Egyptian Pottery*, SDAIK 17. Mainz am Rhein: Philipp von Zabern.
- Becker, J. 1987. Special Problems in Ceramic Illustration. In *The Student's Guide to Archaeological Illustrating*, edited by B. D. Dillon, 111–121. Los Angeles: Institute of Archaeology, University of California.
- Bourriau, J. D., and H. Å. Nordström. 1993. Ceramic Technology: Clays and Fabrics. In *An Introduction to Ancient Egyptian Pottery*, edited by D. Arnold and J. D. Bourriau, 143–190, SDAIK 17. Mainz am Rhein: Philipp von Zabern.
- Hope, C. 1987. *Egyptian Pottery*. Shire Egyptology 5. Aylesbury: Shire.
- Joyce, O., and B. D. Dillon. 1987. Ceramics. In *The Student's Guide to Archaeological Illustrating*, edited by B. D. Dillon, 95–109. Los Angeles: Institute of Archaeology, University of California.
- Orton, C., P. Tyers, and A. G. Vince. 1993. *Pottery in Archaeology*. Cambridge: Cambridge University Press.
- Rice, P. M. 1987. *Pottery Analysis: A Sourcebook*. Chicago: University of Chicago Press.
- Shepard, A. O. 1995. *Ceramics for Archaeologists*. Washington, DC: Carnegie Institute of Washington.
- Wodzińska, A. 2007. Preliminary Ceramic Report. In *Project History, Survey, Ceramics, and the Main Street and Gallery III.4 Operations*, Giza Reports 1, edited by M. Lehner and W. Wetterstrom, 283–324. Boston: Ancient Egypt Research Associates.
- Yon, M. 1981. *Dictionnaire illustré multilingue de la céramique du Proche Orient Ancien*, Collection de la Maison de l'Orient Méditerranéen 10, *Série Archéologique* 7. Paris: Institut Français d'Archéologie du Proche Orient.

## Further Reading: a General Selection on Ceramics

---

- Adams, W. Y. 1986. *Ceramic Industries of Medieval Nubia*. Lexington: University Press of Kentucky.
- . 1986–1987. Times, Types, and Sites: The Interrelationship of Ceramic Chronology and Typology. *BES* 8: 7–46.
- Allen, S. J. 1997. Spinning Bowls: Representation and Reality. In *Ancient Egypt, the Aegean and the Near East: Studies in Honour of Martha Rhoads Bell*, edited by J. Phillips, 17–38. San Antonio: Van Siclen.
- Amiran, R. 1970. *Ancient Pottery of the Holy Land: from its Beginnings in the Neolithic Period to the End of the Iron Age*. New Brunswick: Rutgers University Press.
- Arkell, A. J. 1960. The Origin of Black-Topped Red Pottery. *JEA* 46: 105–106.
- Arnold, D. E. 1988. *Ceramic Theory and Cultural Process*. Cambridge: Cambridge University Press.
- . 2008. *Social Change and the Evolution of Ceramic Production and Distribution in a Maya Community*. Denver: University Press of Colorado.
- Arnold, D. E., C. Renfrew, and C. Gamble. 2003. *Ecology and Ceramic Production in an Andean Community*. Cambridge: Cambridge University Press.
- Arnold, D. 1976. Wandbild und Scherbenbefund. Zur Töpfertechnik der Alten Ägypter von Beginn der pharaonischen Zeit bis zu den Hyksos. *MDAIK* 32: 1–36.
- . 1977. Gefässe, Gefässformen, Gefässdekor. In *LÄ* II, 483–502.
- . 1980. Keramik. In *LÄ* III, 392–409.
- . 1981a. Ägyptischen Mergelton (“Wüstentone”) und die Herkunft einer Mergeltonware des Mittleren Reiches aus der Gegend von Memphis. In *Studien zur altägyptischen Keramik*, edited by D. Arnold, 167–191, *SDAIK* 9. Mainz am Rhein: Philipp von Zabern.
- , ed. 1981b. *Studien zur altägyptischen Keramik*, *SDAIK* 9. Mainz am Rhein: Philipp von Zabern.
- . 1986. Töpferei, Töpferwerkstatt, Töpferöfen, Töpferscheibe. In *LÄ* VI, 616–621.
- Arnold, D., and J. Bourriau. 1993. *An Introduction to Ancient Egyptian Pottery*, *SDAIK* 17. Mainz am Rhein: Philipp von Zabern.
- Arnold, D., C. Hope, P. T. Nicholson, and P. Rose. 1993. Techniques and Traditions of Manufacture in the Pottery of Ancient Egypt. In *An Introduction to Ancient Egyptian Pottery*, edited by D. Arnold and J. D. Bourriau, 6–141, *SDAIK* 17. Mainz am Rhein: Philipp von Zabern.
- Arnold, P. J., III. 2003. *Domestic Ceramic Production and Spatial Organization: A Mexican Case Study in Ethnoarchaeology*. Cambridge: Cambridge University Press.
- Aston, B. G. 1994. *Ancient Egyptian Stone Vessels. Materials and Forms*. *SAGA* 5. Heidelberg: Heidelberger Orientverlag.
- Baba, M., and M. Saito. 2004. Experimental Studies on the Firing Methods of Black-topped Pottery in Predynastic Egypt. In *Egypt at its Origins. Studies in Memory of Barbara Adams. Proceedings of the International Conference “Origin of the State. Predynastic and Early Dynastic Egypt,” Krakow, 28th August–1st September 2002*, edited by S. Hendrickx, R. F. Friedman, K. M. Ciałowicz, and M. Chłodnicki, 575–589, *OLA* 138. Leuven: Peeters.

- Bader, B. 2001. *Tell el-Daba XIII: Typologie und Chronologie der Mergel c-Ton Keramik*, Vienna: Verlag der Österreichischen Akademie der Wissenschaften.
- . 2002. A Concise Guide to Marl c Pottery. *Ägypten und Levante* XII: 29–54.
- Barclay, K. 2001. *Scientific Analysis of Archaeological Ceramics: A Handbook of Resources*. Oxford: Oxbow Books.
- Barnett, W. K., and J. W. Hoopes. 1995. *The Emergence of Pottery: Technology and Innovation in Ancient Societies*. Washington, DC: Smithsonian Institution.
- Bulletin de liaison du groupe international d'étude de la céramique égyptienne*. Cairo.
- Becker, J. 1987. Special Problems in Ceramic Illustration. In *The Student's Guide to Archaeological Illustrating*, edited by B. D. Dillon, 111–121. Los Angeles: Institute of Archaeology, University of California.
- Bey, G. J., and C. A. Pool. 1992. *Ceramic Production and Distribution: An Integrated Approach*. Boulder: Westview Press.
- Bikai, P. M. 1989. *The Phoenician Pottery of Cyprus*. Nicosia: Leventis Foundation.
- Bishay, A. 1974. *Recent Advances in Science and Technology of Materials*. Vol. 3. New York: Plenum Press.
- Bourriau, J. D. 1981. *Umm el-Ga'ab. Pottery from the Nile Valley before the Arab Conquest*. Cambridge: Cambridge University Press.
- . 1998. The Role of Chemical Analysis in the Study of Egyptian Pottery. In *Proceedings of the Seventh International Congress of Egyptologists*, edited by C. Eyre, 189–199, OLA 82. Leuven: Peeters.
- Bourriau, J. D., A. Bellido, N. Bryan, and V. Robinson. 2006. Egyptian Pottery Fabrics: a Comparison between NAA Grouping and the “Vienna system.” In *Timelines: Studies in Honour of Manfred Bietak*, edited by E. Czerny, 261–292. OLA 149. Leuven: Peeters.
- Bourriau, J. D., and P. T. Nicholson. 1992. Marl Clay Pottery Fabrics of the New Kingdom from Memphis, Saqqara and Amarna. *JEA* 78: 29–91.
- Bourriau, J. D., and H. Å. Nordström. 1993. Ceramic Technology: Clays and Fabrics. In *An Introduction to Ancient Egyptian Pottery*, edited by D. Arnold and J. D. Bourriau, 143–190, SDAIK 17. Mainz am Rhein: Philipp von Zabern.
- Bourriau, J. D., L. M. V. Smith, and P. T. Nicholson. 2000. *New Kingdom Pottery Fabrics: Nile Clay and Mixed Nile/Marl: Clay Fabrics from Memphis and Amarna*. London: Egypt Exploration Society.
- Bourriau, J. D., P. T. Nicholson, and P. J. Rose. 2000. Pottery. In *Ancient Egyptian Materials and Technology*, edited by I. Shaw and P. T. Nicholson, 121–147. Cambridge: Cambridge University Press.
- Bronitsky, G. 1989. *Pottery Technology: Ideas and Approaches*. Boulder: Westview Press.
- Brovarski, E. 1982. Lexicographical Studies in Egyptian Pottery. *BCE* VII: 36–37.
- Butzer, K. 1974. Modern Egyptian Pottery Clays and Predynastic Buff Ware. *JNES* 33: 377–382.
- Cahiers de la céramique égyptienne*. Cairo.
- Cyganowski, C. J. K. 1993. An Intersite Comparison of Middle Kingdom Lower Egyptian Marl c Fabric. PhD thesis. University of Cambridge.
- David, A. R. 1986. *Science in Egyptology*. Manchester: Manchester University Press.

- Davies, P. O. A. L. 1962. Red and Black Egyptian Pottery. *JEJ* 48: 19–24.
- Dorman, P. 2002. *Faces in Clay. Technique, Imagery, and Allusion in a Corpus of Ceramic Sculpture from Ancient Egypt*. MÄS 52. Mainz am Rhein: Philipp von Zabern.
- Drenkhahn, R. 1976. *Die Handwerke und ihre Tätigkeiten im Alten Ägypten*. ÄA 31. Wiesbaden: Harrassowitz.
- Druc, I. C. 2001. *Archaeology and Clays*. BAR International Series 942. Oxford.
- Eggebrecht, A. 1975. Keramik. In *Das alte Ägypten*, edited by C. Vandersleyen, 348–358. Propyläen Kunstgeschichte 15. Berlin: Propyläen Verlag.
- Esse, D. L. 1991. *Subsistence, Trade, and Social Change in Early Bronze Age Palestine*. *Studies in Ancient Oriental Civilizations* 50. Chicago: Oriental Institute of the University of Chicago.
- Fauvet-Berthelot, M., S. Monzon, and H. Balfet. 1989. *Lexique et typologie des poteries: pour la normalisation de la description des poteries*. Paris: CNRS Editions.
- Freestone, I., and D. R. M. Gaimster. 1997. *Pottery in the Making: Ceramic Traditions*. Washington, DC: Smithsonian Institution Press.
- Freestone, I., C. Johns, and T. W. Potter. 1982. *Current Research in Ceramics: Thin-Section Studies: the British Museum Seminar 1980*. London: British Museum.
- Goddard, S., D. Knight, J. Goddard, S. Hamilton, and S. Rouillard. 1997. *Aspects of Illustration: Prehistoric Pottery, Association of Archaeological Illustrators and Surveyors*. Exeter: Exeter University.
- Greenberg, R., and N. Porat. 1996. A Third Millennium Levantine Pottery Production Center. Typology, Petrography, and Provenance of the Metallic Ware of Northern Israel and Adjacent Regions. *BASOR* 301: 5–24.
- Griffiths, D., and M. Ownby. 2006. Assessing the Occurrence of Egyptian Marl c Ceramics in Middle Bronze Age Sidon. *AHL* 24: 63–77.
- Hamroush, H. A. 1992. Pottery Analysis and Problems in the Identification of the Geological Origins of Ancient Ceramics. *CCE* 3: 39–51.
- Hendrickx, S., R. F. Friedman, and F. Loyens. 2000. Experimental Archaeology Concerning Black-Topped Pottery from Ancient Egypt and the Sudan. *CCE* 6: 171–187.
- Hope, C. 1982. Concerning Egyptian Potter's Wheels. *JSSEA* 12: 1.
- . 1987a. *Egyptian Pottery*. Shire Egyptology 5. Aylesbury: Shire.
- . 1987b. Experiments in the Manufacture of Ancient Egyptian Pottery. In *Ceramics from the Dakhleh Oasis. Preliminary Studies*, edited by W. I. Edwards, C. Hope, and E. R. Segnit, 103–105. Burwood, Australia: Victoria College Press.
- Jacquet-Gordon, H. 1981. A Tentative Typology of Egyptian Bread Moulds. In *Studien zur altägyptischen Keramik*, edited by D. Arnold, 11–24. *SDAIK* 9. Mainz am Rhein: Philipp von Zabern.
- Joyce, O., and B. D. Dillon. 1987. Ceramics. In *The Student's Guide to Archaeological Illustrating*, edited by B. D. Dillon, 95–109. Los Angeles: Institute of Archaeology, University of California.
- Kelley, A. L. 1976. *The Pottery of Ancient Egypt: Dynasty I to Roman Times*. Toronto: Royal Ontario Museum.

- Kingery, W. D. 1986. *Ceramics and Civilization, Vol. II, Technology and Style*. Columbus, OH: American Ceramic Society.
- Köhler, E. C. 1996. Archäologie und Ethnographie. Eine Fallstudie der prädynastischen und frühzeitlichen Töpfereiproduktion von Tell el-Fara'in-Buto. *CCE* 4: 133–143.
- . 1997. Socio-economic Aspects of Early Pottery Production in the Nile Delta. *BES* 8: 81–89.
- Leeuw, S. E. van der. 1976. *Studies in Technology of Ancient Pottery*. Amsterdam: Universiteit van Amsterdam.
- Leeuw, S. E. van der, and A. C. Pritchard. 1984. *The Many Dimensions of Pottery: Ceramics in Archaeology and Anthropology, Cingula 7*. Amsterdam: Universiteit van Amsterdam.
- Lucas, A., and J. R. Harris. 1962. *Ancient Egyptian Materials and Industries*. 4th edition. London: Edward Arnold.
- Matson, F. R. 1965. *Ceramics and Man*. New York: Wenner-Gren Foundation for Anthropological Research.
- Mazzoni, S. 1986. The Diffusion of the Palestinian Combed Ware. In *Studies in the History and Archaeology of Palestine. Proceedings of the First International Symposium on the Palestine Antiquities*, edited by S. Sha'ath, 145–157. Aleppo: Aleppo University Press.
- Merrillees, R. S. 1968. *The Cypriote Bronze Age Pottery Found in Egypt, SIMA 18*. Lund: Carl Bloms.
- Millett, M. 1979. *Pottery and the Archaeologist*. London: Institute of Archaeology.
- Munsell. 1994. *Munsell Soil Color Charts*. New Windsor, NY.
- Naschinski, A. 2001. *Möglichkeiten und Grenzen funktionaler Interpretation an Keramik: Experimente, Beobachtungen, Analysen*. BAR International Series 959. Oxford.
- Nelson, K. 2002. *Holocene Settlement of the Egyptian Sahara. Vol. 2. The Pottery of Nabta Playa*. New York: Kluwer Academic, Plenum Publishers.
- Nicholson, P. T. 1993. The Firing of Pottery. In *An Introduction to Ancient Egyptian Pottery*, edited by D. Arnold and J. D. Bourriau, 103–120, *SDAIK 17*. Mainz am Rhein: Philipp von Zabern.
- Noll, W. 1981. Mineralogy and Technology of the Painted Ceramics of Ancient Egypt. In *Scientific Studies in Ancient Ceramics*, edited by M. J. Hughes, 143–154. British Museum Occasional Paper 19. London: British Museum.
- . 1981. Bemalte Keramik Altägyptens: Material, Rohstoffe und Herstellungstechnik. In *Studien zur altägyptischen Keramik*, edited by D. Arnold, 103–108, *SDAIK 9*. Mainz am Rhein: Philipp von Zabern.
- . 1991. *Alte Keramiken und ihre Pigmente: Studien zu Material und Technologie*. Stuttgart: E. Schweizerbart.
- Nordström, H. Å. 1972. *Cultural Ecology and Ceramic Technology. Early Nubian Cultures from the Fifth and the Fourth Millennia B.C.* Acta Universitatis Stockholmiensis 4. Stockholm: Almqvist and Wiksell.
- . 1972. *Neolithic and A-Group Sites*. The Scandinavian Joint Expedition to Sudanese Nubia III. Stockholm: Scandinavian University Press.
- . 1977. Classification of the Wheel-Made Wares. In *New Kingdom Pharaonic Sites: The Pottery*. Scandinavian Joint Expedition to Sudanese Nubia Publications, Vol. 5:1, 60–67, edited by R. Holthoer. Lund: Holmes and Meier.

- . 1986. Ton. In *LÄ* VI: 629–634.
- Olin, J. S., and A. D. Franklin. 1982. *Archaeological Ceramics*. Washington, DC: Smithsonian Institution Press.
- Orton, C., P. Tyers, and A. G. Vince. 1993. *Pottery in Archaeology*. Cambridge: Cambridge University Press.
- Paice, P. 1989. The Pottery of Daily Life in Ancient Egypt. *JSSEA* 19: 50–88.
- . 1997. *The Pottery of Daily Life in Ancient Egypt*, SSEA Studies 5. Mississauga, ON, Canada: Benben.
- Redmount, C. A., and M. E. Morgenstein. 1996. Major and Trace Element Analysis of Modern Egyptian Pottery. *JAS* 23: 741–762.
- Regner, C. 1998. *Keramik*. Wiesbaden: Harrassowitz.
- Rice, P. M. 1984. *Pots and Potters: Current Approaches in Ceramic Archaeology*. Los Angeles: Institute of Archaeology, University of California Los Angeles.
- . 2005. *Pottery Analysis: A Sourcebook*. Chicago: University of Chicago Press.
- Rice, P. M., and M. E. Saffer. 1982. *Analysis: Technical and Ethnographic Approaches to Pottery Production and Use, Annotated Bibliography of Ceramic Studies*, Pt. 1. Gainesville, FL: Florida State Museum of the University of Florida.
- Riederer, J. 1988. The Microscopic Analysis of Pottery from the Old Kingdom. In *Akten des Vierten Internationalen Ägyptologen Kongresses, München 1985*, edited by S. Schoske, 221–230, *BSAK* 1. Hamburg: Helmut Buske.
- . 1992. The Microscopic Analysis of Calcite Tempered Pottery from Minshat Abu Omar. *CCE* 3: 33–37.
- Rye, O. S. 1981. *Pottery Technology: Principles and Reconstruction*. Manuals on Archaeology 4. Washington, DC: Taraxacum.
- Schulte, R., and D. Arnold. 1978. *Meisterwerke altägyptischer Keramik: 5000 Jahre Kunst und Kunsthandwerk aus Ton und Fayence: 16. September bis 30 November 1978, Höhr-Grenzhausen, Rastal-Haus*. Höhr-Grenzhausen: Keramikmuseum Westerwald.
- Shepard, A. O. 1995. *Ceramics for Archaeologists*. Washington, DC: Carnegie Institute of Washington.
- Skibo, J. M. 1992. *Pottery Function: A Use-alteration Perspective, Interdisciplinary Contributions to Archaeology*. New York: Plenum Press.
- Skibo, J. M., and G. M. Feinman. 1999. *Pottery and People: A Dynamic Interaction*. Salt Lake City: University of Utah Press.
- Steinmann, F. 1998. *Tongefäße von der vordynastischen Zeit bis zum Ende des Mittleren Reiches, Katalog Ägyptischer Sammlung in Leipzig II*. Mainz am Rhein: Philipp von Zabern.
- Vandiver, P., and P. Lacovara. 1986. An Outline of Technological Changes in Egyptian Pottery Manufacture. *BES* 7: 53–85.
- Wenke, R. J. 1997. Anthropology, Egyptology and the Concept of Cultural Change. In *Anthropology and Egyptology: A Developing Dialogue*, edited by J. Lusting, 117–136. Sheffield: Sheffield Academic Press.



- Whipp, R. 1990. *Patterns of Labour: Work and Social Change in the Pottery Industry*. London: Routledge.
- Yon, M. 1976. *Manuel de céramique chypriote*. Lyon: Institut Courby.
- . 1981. *Dictionnaire illustré multilingue de la céramique du Proche Orient Ancien*. Collection de la Maison de l'Orient Méditerranéen 10, *Série Archéologique* 7. Paris: Institut Français d'Archéologie du Proche Orient.



## Clay and Fabric Descriptions Used in Volume 4

---

### The Vienna System

#### NILE FABRICS

**Material:** NA

**Groundmass:** homogenous fine

**Inclusions:** abundant fine, often medium-sized and occasionally coarse, sand; mica is common

**Reference:** Bourriau and Nordström 1993: 170–171, Plate I a–c

**Material:** NB1

**Groundmass:** homogenous medium-fine

**Inclusions:** numerous fine with some medium-sized and coarse sand; mica is common; scattered fine (< 2 mm) straw particles

**Reference:** Bourriau and Nordström 1993: 171, Plate I d–h

**Material:** NB2

**Groundmass:** homogenous medium

**Inclusions:** abundant fine sand and common medium-sized sand; scattered limestone particles; noticeable fine to medium straw, with scattered coarse straw

**Reference:** Bourriau and Nordström 1993: 171–173, Plate II a–d

**Material:** NC

**Groundmass:** coarse

**Inclusions:** numerous fine to coarse sand; some medium-sized limestone particles; predominance of fine to coarse straw; sometimes grog

**Reference:** Bourriau and Nordström 1993: 173–174, Plate II e–i

**Material:** ND

**Groundmass:** fine to medium

**Inclusions:** abundant limestone particles as in fabrics such as NA, NB1, or NB2-NC

**Reference:** Bourriau and Nordström 1993: 174–175, Plate III a–c

**Material:** NE

**Groundmass:** medium fine

**Inclusions:** abundance of fine to coarse sand

**Reference:** Bourriau and Nordström 1993: 175, Plate III d–h

#### MARL FABRICS

**Material:** MA1

**Groundmass:** homogenous fine

**Inclusions:** relatively abundant fine-medium crushed limestone, some fine sand

**Reference:** Bourriau and Nordström 1993: 176, Plate IV a–c

**Material: MA2**

**Groundmass:** fine

**Inclusions:** fine sand and limestone particles

**Reference:** Bourriau and Nordström 1993: 176, Plate IV d–i

**Material: MA3**

**Groundmass:** homogenous fine

**Inclusions:** few mineral inclusions; characteristic pores in the clay; a few accidental organic inclusions

**Remarks:** very similar to modern Qena ware

**Reference:** Bourriau and Nordström 1993: 177, Plate v a–c, g–h

**Material: MA4**

**Groundmass:** medium to coarse

**Inclusions:** large quantity of fine to coarse sand; mica particles also present; and some straw particles

**Reference:** Bourriau and Nordström 1993: 177–178, Plate v d–f, i–j

**Material: MB**

**Groundmass:** homogenous and very dense

**Inclusions:** without voids; abundant quantities (around 40% of the paste) of sand added as a temper

**Reference:** Bourriau and Nordström 1993: 178–179, Plate VI a–c, g–h

**Material: MC**

**Groundmass:** fine and dense

**Inclusions:** abundant more or less decomposed limestone particles; fine and medium sand added as a temper

**Reference:** Bourriau and Nordström 1993: 179–180

**Material: MD**

**Groundmass:** fine and homogenous

**Inclusions:** predominantly fine to coarse limestone particles added as a temper (25% of the paste); fine to coarse sand; mica; dark rock material

**Reference:** Bourriau and Nordström 1993: 181–182, Plate VII a–c, e–f

**Material: ME**

**Groundmass:** medium to coarse

**Inclusions:** very similar to MB except for straw particles, here very abundant medium to coarse; numerous medium to coarse sand; some mica

**Reference:** Bourriau and Nordström 1993: 182, Plate VII d

**Material: MF**

**Groundmass:** medium

**Inclusions:** abundant fine to medium sand, some mica and few red particles

**Reference:** Aston 1998: 66–67

The following charts are examples of site-specific classification systems used in this volume.

**Ptolemaic: Elephantine** (Aston 1999: 1–9)

Fabric K5	Usually light brown after firing; clay with a reddish yellow core, with pieces of grog, some mica, and sporadic organic inclusions
Fabric K100	Orange gritty clay with lighter core in the break, with sand and limestone particles
Fabric K200	So-called “Ptolemaic Marl” with reddish yellow surface and core after firing; containing fine sand and little fine limestone particles

**Early Roman: Mons Claudianus** (Tomber 2006: 6–14)

Silt	Nile alluvium
Marl fabric 1	White or pale yellow to greenish-cream, the most similar to modern Ballas/Qena ware
Marl fabric 2	Pink or dull brown with cream surface, fabric with limestone veins comprising up to 50% of the matrix
Marl fabric 3	Dull pink or orange with very small limestone particles
Marl fabric 4	Orange or orange-red with dull, dark red-brown surface
Marl fabric 5	Brown with very small limestone particles, similar to North-West Coastal fabric
Aswan fabrics	Kaolinite clays
North-West Coastal fabrics	Mareotis region

**Late Roman: Esna** (Jacquet-Gordon 1972: 9–13)

I	Chocolate brown fine clay, with small black and white particles, quarts, and mica; hard and dense
Ia	Red-brown clay, as above but with less frequent inclusions; medium dense
ib	Orange-brown clay, coarser; medium dense
II	Light red, beige or gray clay; with black and white particles, as well as grog; dense
IIa	Brown-red clay, often yellow in the break, inclusions as above but less numerous; very dense
III	Orange-red clay, black in the break, coarse, with large plant remains; dense
IV	White, gray or beige clay, often pink in the break, with large black particles and grog; porous, medium dense

**Late Roman: Tôd** (Pierrat 1991, 1996)

L	Nile clay
M	Marl clay
R	Red clay of Aswan
I	Imported clay

**Medieval: Quseir** (al-Senussi and Le Quesne 2007: 196)

Gr I	Marl fabric, fine and dense; with some fine particles of mica and occasional grog and limestone particles
Gr II	Marl fabric, fine and dense; with some limestone and dark rock particles, and reddish brown grains
Gr III	Fine gray marl fabric, moderately dense; with some limestone, dark rock, and frequent mica particles
Gr IV	Fine gray marl fabric; with frequent reddish brown particles, and some dark rock and limestone pieces
Gr V	Course gray marl fabric; with frequent dark rock pieces, gray and reddish brown particles, and some straw
Gr VI	Course gray marl fabric; with gray and dark rock particles

## **Bibliography for Clay Descriptions, Volume 4**

- Al-Senussi, A., and C. Le Quesne. 2007. Pottery. In *Quseir. An Ottoman and Napoleonic Fortress on the Red Sea of Egypt*, edited by C. Le Quesne, 170–235. Cairo, New York: The American University in Cairo Press.
- Aston, D. A. 1998. *Die Grabungen des Pelizaeus-Museums Hildesheim in Qantir-Pi-Ramesse. Die Keramik des Grabungsplatzes Q 1. Teil 1. Corpus of Fabrics, Wares and Shapes*. Mainz am Rhein: Philipp von Zabern.
- . 1999. *Elephantine XIX: Pottery from the Late New Kingdom to the Early Ptolemaic Period*, AV 95. Mainz am Rhein: Philipp von Zabern.
- Bourriau, J. D., and H. Å. Nordström. 1993. Ceramic Technology: Clays and Fabrics. In *An Introduction to Ancient Egyptian Pottery*, edited by D. Arnold and J. D. Bourriau, 143–190, *SDAIK* 17. Mainz am Rhein: Philipp von Zabern.
- Jacquet-Gordon, H. 1972. Les ermitages chrétien du désert d'Esna III, Céramique et objets. Le Caire: IFAO.
- Pierrat, G. 1991. Essai de classification de la céramique de Tôd de la fin du VII<sup>e</sup> siècle au début du XIII<sup>e</sup> siècle ap. J.-C. *CCE* 2: 145–204.
- . 1996. Évolution de la céramique de Tôd du II<sup>e</sup> au VII<sup>e</sup> siècle apr. J.-C. *CCE* 4: 189–206.
- Tomber, R. 2006. The Pottery. In *Survey and Excavation. Mons Claudianus 1987–1993. Vol. III—Ceramic Vessels and Related Objects*, edited by V. A. Maxfield and D. P. S. Peacock, 3–236. Le Caire: IFAO.

## Ptolemaic Period

---

### 4th–1st centuries B.C.

#### Material

Ptolemaic pottery was in most cases made of Nile alluvium with many organic and mineral inclusions. However marls were also used. A new clay was introduced in the late Ptolemaic Period. It is Aswan ware, a kaolinite material that can be fired at high temperatures.

For a key to clay type abbreviations, please see Clay/Fabric Descriptions, pp. 24–27.

#### Manufacture

The vessels were well thrown on the wheel, with some types handmade, such as the bread trays similar to those in the previous periods.

#### Surface

At the end of the Late Period and the beginning of the Ptolemaic, some old pharaonic ceramic traditions can still be seen. The surface is smoothed or red/orange-coated and smoothed or polished, but the vessels have almost no decoration. The situation changes when Greek influence becomes more visible. The first sign of the Hellenization of Egyptian ceramics was the production of vessels that imitated Greek Attic pottery (Black Ware). The Ptolemaic pots were very often red-coated and polished. Surface treatment often shows some similarities to the shiny surfaces of Greek vessels. Highly polished orange-brown slip probably imitates Greek red-figured vessels.

There are more decorated pots than in the past. The decoration sometimes imitates Greek painted pots, but is of poor quality. Pots were red- or black-painted with simple bands on a white-washed background. Garlands or floral motifs occasionally appear. Some vessels have very decorative modeled wavy rims, in addition to the rich painted floral motifs.

Relief decoration also occurs; for example, with figurative motifs, such as a representation of the divine triad (Serapis, Harpocrates, and Isis) from Tell Atrib (Południkiewicz 1996).

#### Shapes

The Ptolemaic types reflect a new tradition strongly influenced by Greek manufacturing methods. New shapes were introduced into Egyptian production, however the old traditional shapes did not disappear. The Ptolemaic form repertoire represents a mixture of Egyptian shapes known from previous periods, imitations of Greek and Italic vessels, and pots with Egyptian and Greek features. Imitations are made of local material, mostly Nile alluvium. Most of the replicas are based on one of the following Greek vessels: *krater*, a large vessel originally used to mix water and wine (see Ptolemaic 75–77); *oinochoe* and *olpe*, wine jars (see Ptolemaic 33 and Color Plate 1.1); *amphora*, storage and transport jars, most often with two handles (see Ptolemaic 39, 59–61); *hydria*, vessels for carrying water, often with one vertical and two horizontal handles (see Ptolemaic 40); *aryballos*, a small spherical jar with a short, narrow neck (see Ptolemaic 38); *unguentarium*, elongated vessels used for oils (see Ptolemaic 5); *kantharos*, drinking cups with two high handles (see Ptolemaic 74 and Color Plate 1.3); *lekythos*, jars with elongated bodies and narrow necks, often with one long handle (see Color Plate 2.3), and “fish plates,” a flat plate often painted with depictions of fish or sea life on the interior (see Ptolemaic 126).

Traditional Egyptian forms, such as jars with globular bodies, have Greek ring bases, and some of them are characterized by three handles.

Numerous assemblages of Ptolemaic ceramics consist of cooking pots with vertical or horizontal handles. Large storage jars with cylindrical bodies and rounded bases are also typical of Ptolemaic assemblages.

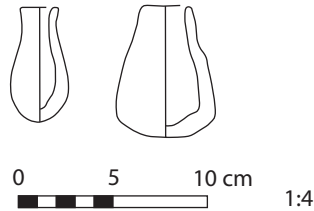
For photos of ceramics representative of this period, see Color Plates 1 and 2.

## Bibliography

- Aston, D. A. 1999. *Elephantine XIX: Pottery from the Late New Kingdom to the Early Ptolemaic Period*, 4v 95. Mainz am Rhein: Philipp von Zabern.
- Ballet, P. 2001. Céramiques hellénistiques et romaines d'Égypte. In *Céramiques Héliénistiques et Romaines III*, edited by P. Lévêque and J.-P. Morel, 105–144. Paris: Presses Universitaires Franc-Comtoises.
- Bourriau, J. D. 1981. *Umm el-Ga'ab. Pottery from the Nile Valley before the Arab Conquest*. Cambridge, New York: Cambridge University Press.
- Lauffray, J. 1995. Le mobilier céramique et les objets divers. In *La chapelle d'Achôris à Karnak. Les fouilles, l'architecture, le mobilier et l'anastylose*, edited by J. Lauffray and C. Traunecker, 87–109. Paris: Recherche sur les civilisations.
- Marchand, S. 1996. Le céramique de I<sup>re</sup> siècle av. J.-C. découverte à Tebtynis. *CCE* 4: 171–188.
- Myśliwiec, K. 1989. Dreihenklige Gefäße in Ägypten. *MDAIK* 45: 239–247.
- Południkiewicz, A. 1992. Imitations of Greek Pottery in Tell Atrib. *CCE* 3: 95–101.
- . 1996. Tell Atrib near Benha. *BCE* XIX: 13–15.

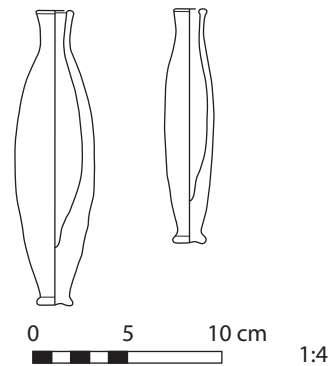
## Ptolemaic 1, 2

**Site:** Karnak  
**Shape:** small bag-shaped jars  
**Material:** not stated  
**Manufacture:** not stated  
**Surface:** not stated  
**Reference:** Lauffray 1995: 108, Figure 55: 99, 126  
**Dating:** Ptolemaic Period



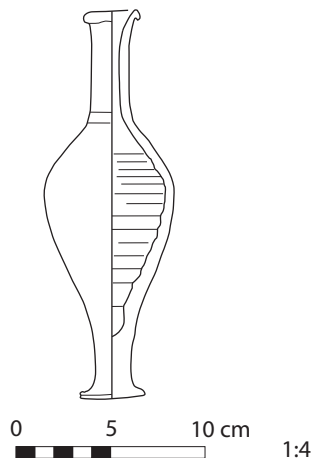
## Ptolemaic 3, 4

**Site:** Karnak  
**Shape:** small slender jar with ring base  
**Material:** not stated  
**Manufacture:** not stated  
**Surface:** not stated  
**Reference:** Lauffray 1995: 108, Figure 55: 44, 7  
**Dating:** Ptolemaic Period



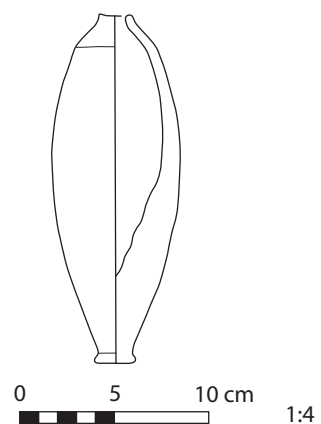
## Ptolemaic 5

**Site:** Tebtynis  
**Shape:** small slender jar with long cylindrical neck and knobbed base (*unguentarium*)  
**Material:** fine marl  
**Manufacture:** thrown  
**Surface:** red-coated  
**Reference:** Ballet 2001: 137, Figure 23  
**Dating:** second half of the 3rd–2nd century B.C.



## Ptolemaic 6

**Site:** Karnak  
**Shape:** small slender jar with flat base  
**Material:** not stated  
**Manufacture:** not stated  
**Surface:** not stated  
**Reference:** Lauffray 1995: 105, Figure 53: 2  
**Dating:** Ptolemaic Period





## Ptolemaic 7

**Site:** Tebtynis

**Shape:** jar with cylindrical neck and recurved rim

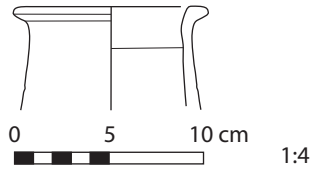
**Material:** rough Nile alluvium

**Manufacture:** thrown

**Surface:** smoothed

**Reference:** Marchand 1996: 182–183, Figure 28

**Dating:** 4th century B.C.



## Ptolemaic 8

**Site:** Karnak

**Shape:** jar with flaring rim

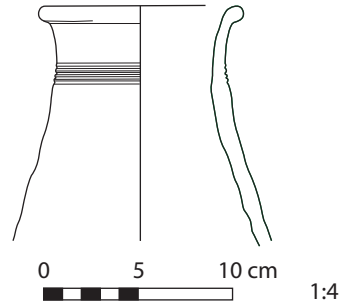
**Material:** not stated

**Manufacture:** not stated

**Surface:** not stated

**Reference:** Lauffray 1995: 103, Figure 52: 252

**Dating:** Ptolemaic Period



## Ptolemaic 9

**Site:** Karnak

**Shape:** ovoid jar with straight rim

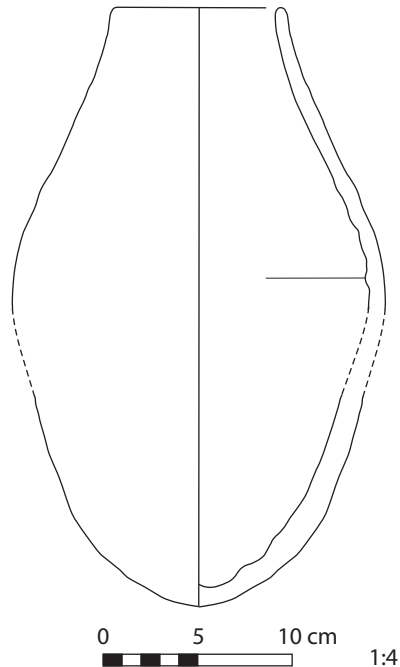
**Material:** not stated

**Manufacture:** not stated

**Surface:** not stated

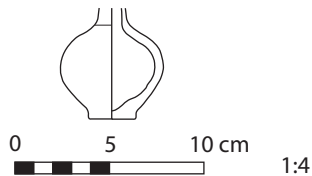
**Reference:** Lauffray 1995: 103, Figure 52: 284, 226

**Dating:** Ptolemaic Period



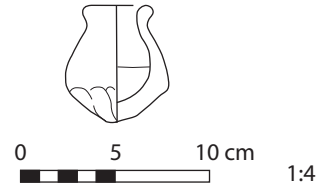
### Ptolemaic 10

**Site:** Karnak  
**Shape:** small globular jar with flat base  
**Material:** not stated  
**Manufacture:** not stated  
**Surface:** not stated  
**Reference:** Lauffray 1995: 93, Figure 45: 200  
**Dating:** Ptolemaic Period



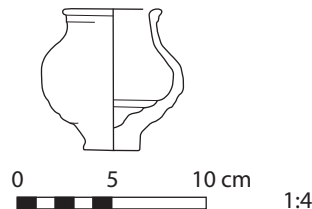
### Ptolemaic 11

**Site:** Karnak  
**Shape:** small bag-shaped jar with rounded rim  
**Material:** not stated  
**Manufacture:** not stated  
**Surface:** not stated  
**Reference:** Lauffray 1995: 100, Figure 49: 39  
**Dating:** Ptolemaic Period



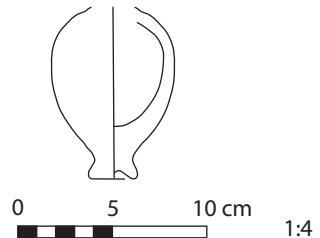
### Ptolemaic 12

**Site:** Karnak  
**Shape:** small globular jar with flat base  
**Material:** not stated  
**Manufacture:** thrown (?)  
**Surface:** not stated  
**Reference:** Lauffray 1995: 90–91, Figure 43: 360  
**Dating:** early Roman Period



### Ptolemaic 13

**Site:** Karnak  
**Shape:** small ovoid jar with ring base  
**Material:** not stated  
**Manufacture:** not stated  
**Surface:** not stated  
**Reference:** Lauffray 1995: 93, Figure 45: 201  
**Dating:** Ptolemaic Period



## Ptolemaic 14

**Site:** Karnak

**Shape:** small globular jar with ring base

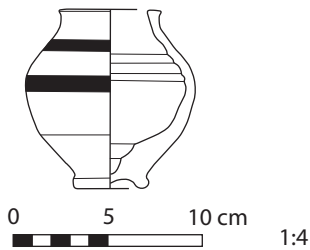
**Material:** not stated

**Manufacture:** not stated

**Surface:** black-painted decoration

**Reference:** Lauffray 1995: 100, Figure 49: 20

**Dating:** Ptolemaic Period



## Ptolemaic 15

**Site:** Karnak

**Shape:** small beaker with flat base

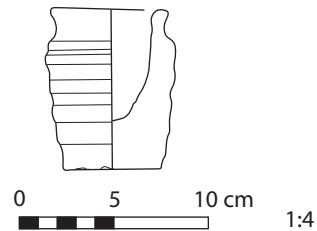
**Material:** not stated

**Manufacture:** not stated

**Surface:** not stated

**Reference:** Lauffray 1995: 90, Figure 42: 329

**Dating:** Ptolemaic Period



## Ptolemaic 16, 17

**Site:** Karnak

**Shape:** globular jars with recurved rims

**Material:** not stated

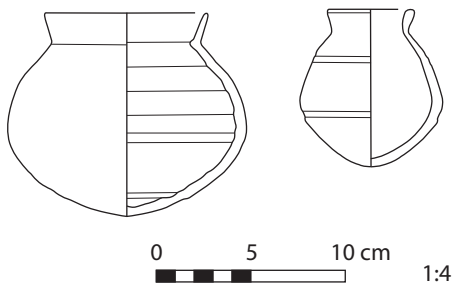
**Manufacture:** not stated

**Surface:** not stated

**Reference:** Lauffray 1995: 107,

Figure 54: 117, 105

**Dating:** Ptolemaic Period



## Ptolemaic 18

**Site:** Karnak

**Shape:** bag-shaped jar with straight rim  
and flat base

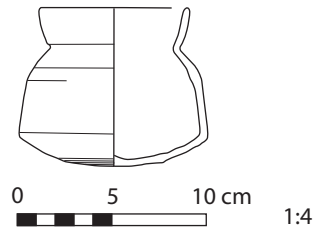
**Material:** not stated

**Manufacture:** not stated

**Surface:** not stated

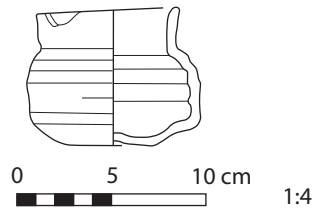
**Reference:** Lauffray 1995: 92, Figure 44: 133

**Dating:** Ptolemaic Period



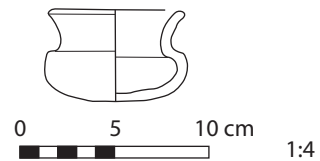
### Ptolemaic 19

**Site:** Karnak  
**Shape:** bag-shaped jar with straight rim  
**Material:** not stated  
**Manufacture:** not stated  
**Surface:** not stated  
**Reference:** Lauffray 1995: 89, Figure 42: 298  
**Dating:** Ptolemaic Period




### Ptolemaic 20

**Site:** Karnak  
**Shape:** small carinated jar with round base  
**Material:** not stated  
**Manufacture:** thrown  
**Surface:** red/orange-slipped  
**Reference:** Lauffray 1995: 94–95, Figure 46: 57  
**Dating:** Ptolemaic, although the form already existed in 21st Dynasty




### Ptolemaic 21

**Site:** Tebtynis  
**Shape:** jar with slightly incurved walls  
**Material:** rough Nile alluvium with many plant inclusions  
**Manufacture:** thrown  
**Surface:** brown/orange-slipped  
**Reference:** Marchand 1996: 181–182, Figure 21  
**Dating:** 4th century B.C.



### Ptolemaic 22

**Site:** Karnak  
**Shape:** jar with short neck  
**Material:** not stated  
**Manufacture:** not stated  
**Surface:** not stated  
**Reference:** Lauffray 1995: 108, Figure 55: 165  
**Dating:** Ptolemaic Period



## Ptolemaic 23

**Site:** Tebtynis

**Shape:** jar with short cylindrical neck and small ledge outside below rim

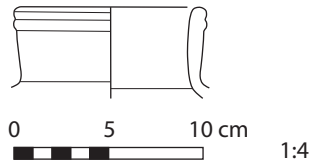
**Material:** Nile alluvial with many plant inclusions

**Manufacture:** thrown

**Surface:** red-slipped, smoothed

**Reference:** Marchand 1996: 181–182, Figure 22

**Dating:** end of Late Period



## Ptolemaic 24

**Site:** Tebtynis

**Shape:** jar with slightly flaring rim

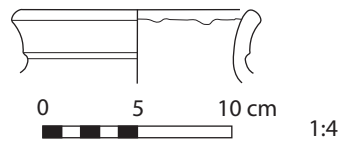
**Material:** rough Nile alluvium

**Manufacture:** thrown

**Surface:** smoothed

**Reference:** Marchand 1996: 181–182, Figure 24

**Dating:** 4th century B.C.



## Ptolemaic 25

**Site:** Tebtynis

**Shape:** jar with slightly flaring rim

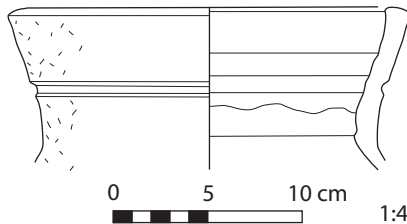
**Material:** rough Nile alluvium with many plant inclusions

**Manufacture:** thrown

**Surface:** red-slipped, smoothed

**Reference:** Marchand 1996: 184–185, Figure 39

**Dating:** end of 3rd–2nd century B.C.



## Ptolemaic 26

**Site:** Tebtynis

**Shape:** jar with flaring rim

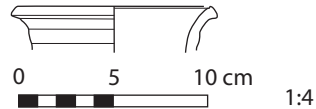
**Material:** rough Nile alluvium

**Manufacture:** thrown

**Surface:** smoothed

**Reference:** Marchand 1996: 181–182, Figure 26

**Dating:** 4th century B.C.



## Ptolemaic 27

**Site:** Elephantine

**Shape:** tall ovoid jar with bent rim and ring base

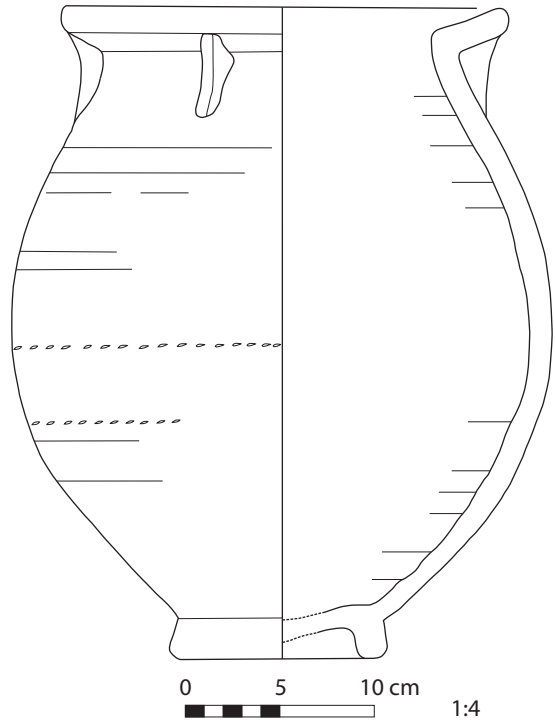
**Material:** NC, variant 1

**Manufacture:** thrown

**Surface:** pale red-washed, with string impression

**Reference:** Aston 1999: 340, 343, Plate 116, Figure 3059

**Dating:** late 3rd–2nd century B.C.



## Ptolemaic 28

**Site:** Elephantine

**Shape:** neckless, tall bag-shaped jar

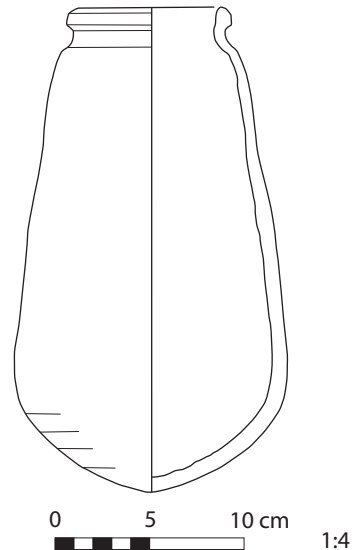
**Material:** NC, variant 1

**Manufacture:** thrown

**Surface:** pale red-washed

**Reference:** Aston 1999: 343–344, Plate 116, Figure 3061

**Dating:** late 3rd–2nd century B.C.



## Ptolemaic 29

**Site:** Karnak

**Shape:** bag-shaped jar with round base and one handle

**Material:** brown-red

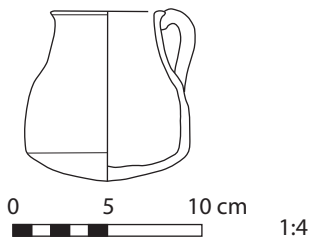
**Manufacture:** not stated

**Surface:** not stated

**Reference:** Lauffray 1995: 106–107,

Figure 54: 137

**Dating:** Ptolemaic Period



## Ptolemaic 30

**Site:** Karnak

**Shape:** jug with ring base and one handle

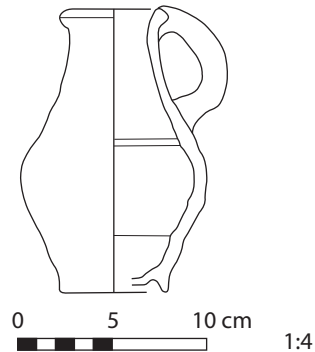
**Material:** not stated

**Manufacture:** not stated

**Surface:** not stated

**Reference:** Lauffray 1995: 103, Figure 52: 224

**Dating:** Ptolemaic Period



## Ptolemaic 31

**Site:** Elephantine

**Shape:** flask with flat base and one handle

**Material:** κ5 fabric

**Manufacture:** thrown

**Surface:** smoothed

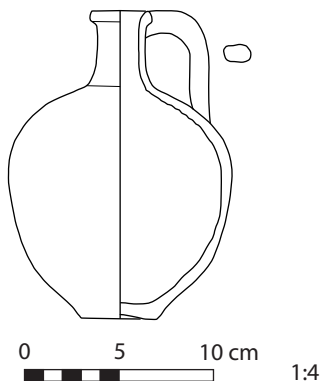
**Reference:** Aston 1999: 262–263, Plate 84,

Figure 2278

**Dating:** 4th century B.C.

**Representative Example:** similar to

Color Plate 1.2



## Ptolemaic 32

**Site:** Karnak

**Shape:** jug with conical neck and globular body with one vertical handle

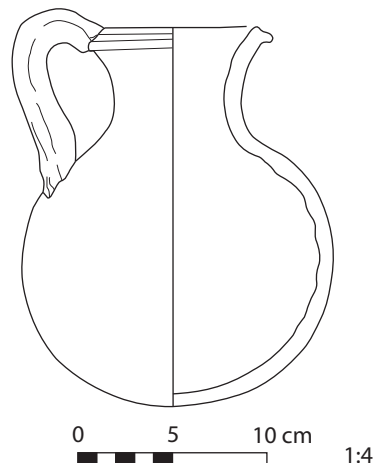
**Material:** not stated

**Manufacture:** thrown (?)

**Surface:** plain

**Reference:** Lauffray 1995: 89, 91, Figure 42: 377

**Dating:** Ptolemaic Period



### Ptolemaic 33

**Site:** Tell Atrib

**Shape:** one-handled jar with globular body, flaring rim, and ring base (*oinochoe*)

**Material:** silt

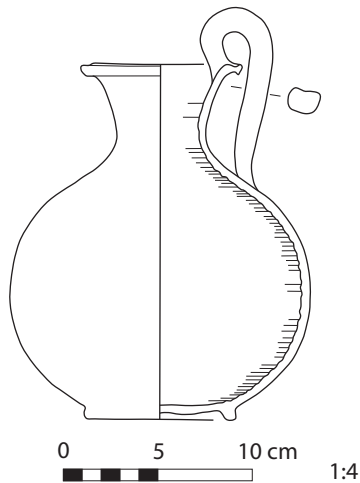
**Manufacture:** thrown

**Surface:** uncoated, polished

**Reference:** Południkiewicz 1992: 97, Figure 3

**Dating:** Ptolemaic Period

**Representative Example:** similar to Color Plate 1.1



### Ptolemaic 34

**Site:** Karnak

**Shape:** jug with conical neck, globular body, and one vertical handle

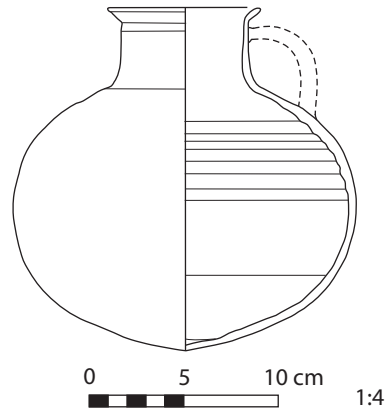
**Material:** not stated

**Manufacture:** not stated

**Surface:** not stated

**Reference:** Lauffray 1995: 100, Figure 49: 26

**Dating:** Ptolemaic Period



### Ptolemaic 35

**Site:** Karnak

**Shape:** globular jug with one small vertical handle and ring base

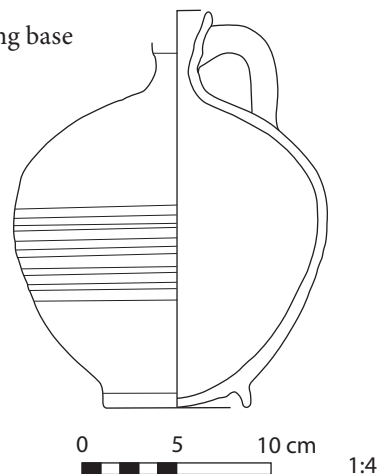
**Material:** not stated

**Manufacture:** not stated

**Surface:** not stated

**Reference:** Lauffray 1995: 93, Figure 45: 176

**Dating:** Ptolemaic Period





### Ptolemaic 36

**Site:** Karnak

**Shape:** jug with globular body, ring base, short narrow neck, flat spout, and one handle

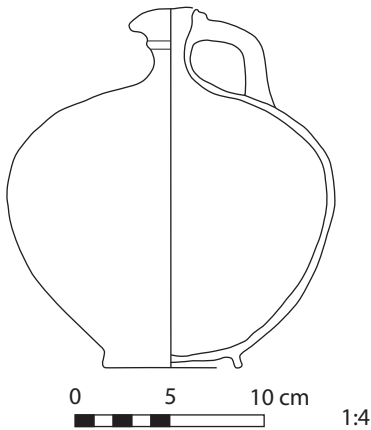
**Material:** pink

**Manufacture:** thrown

**Surface:** plain

**Reference:** Lauffray 1995: 94–95, Figure 46: 79

**Dating:** Ptolemaic Period



### Ptolemaic 37

**Site:** Karnak

**Shape:** jug with globular body, ring base, short narrow neck, and modeled rim

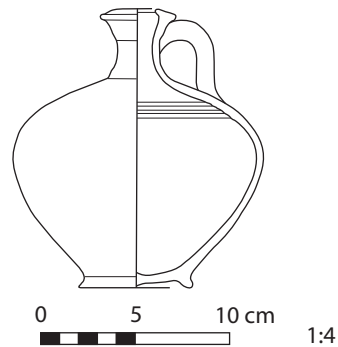
**Material:** not stated

**Manufacture:** not stated

**Surface:** not stated

**Reference:** Lauffray 1995: 107, Figure 54: 109

**Dating:** Ptolemaic Period



### Ptolemaic 38

**Site:** Tell Atrib

**Shape:** small globular jar with one vertical handle and short narrow neck (*aryballos*)

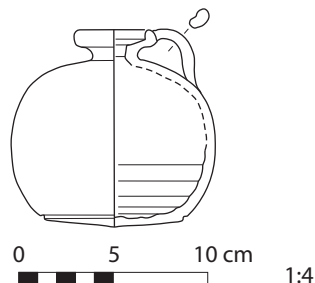
**Material:** silt

**Manufacture:** thrown

**Surface:** uncoated, polished

**Reference:** Południkiewicz 1992: 98, Figure 5

**Dating:** second half of the 2nd century B.C.



### Ptolemaic 39

**Site:** Tell Atrib

**Shape:** globular jar with recurved rim and ring base (*amphora*)

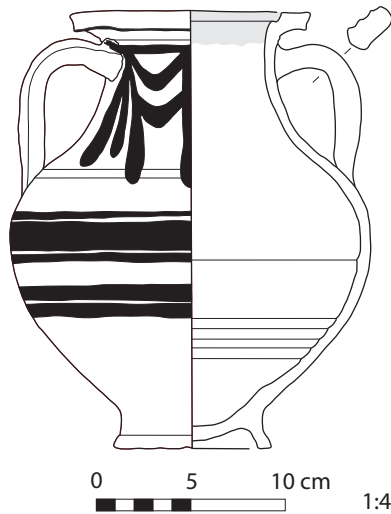
**Material:** silt

**Manufacture:** thrown

**Surface:** white-coated, with black painted decoration

**Reference:** Południkiewicz 1992: 100–101, Figure 9

**Dating:** Ptolemaic Period



### Ptolemaic 40

**Site:** Tell Atrib

**Shape:** biconical vessel with recurved rim and ring base; the pot has two handles, larger one is vertical, and smaller is horizontal (*hydria*)

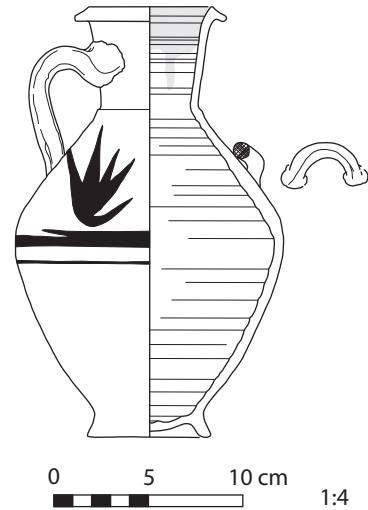
**Material:** silt

**Manufacture:** thrown

**Surface:** white wash, smoothed outside with black painted decoration

**Reference:** Południkiewicz 1992: 98–99, Figure 7

**Dating:** the turn of the 3rd-2nd century B.C.



### Ptolemaic 41

**Site:** Karnak

**Shape:** jar with long neck and two handles

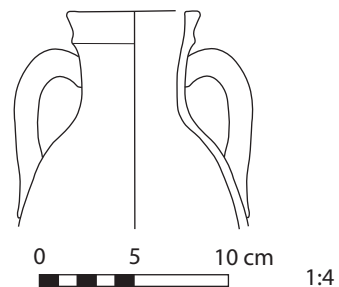
**Material:** not stated

**Manufacture:** thrown

**Surface:** not stated

**Reference:** Lauffray 1995: 94–95, Figure 46: 209

**Dating:** Ptolemaic Period



## Ptolemaic 42, 43

**Site:** Karnak

**Shape:** jars with short necks and two handles  
(cooking pots)

**Material:** not stated

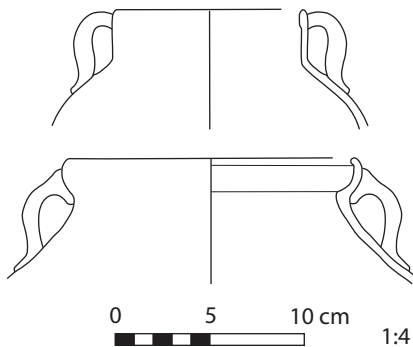
**Manufacture:** thrown

**Surface:** not stated

**Reference:** Lauffray 1995: 94–95,

Figure 46: 208–207

**Dating:** Ptolemaic Period



## Ptolemaic 44

**Site:** Karnak

**Shape:** wide-mouthed jar with ring base and  
two handles

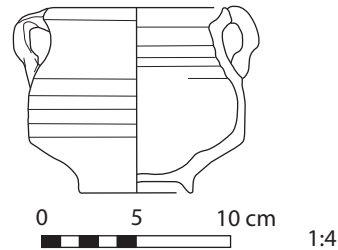
**Material:** beige

**Manufacture:** thrown

**Surface:** plain

**Reference:** Lauffray 1995: 93, 95, Figure 45: 214

**Dating:** Ptolemaic–Roman



## Ptolemaic 45

**Site:** Karnak

**Shape:** wide-mouthed jar with rounded base  
and two handles

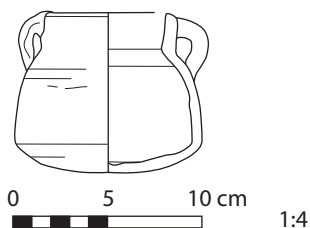
**Material:** not stated

**Manufacture:** not stated

**Surface:** not stated

**Reference:** Lauffray 1995: 103, Figure 52: 249

**Dating:** Ptolemaic Period



## Ptolemaic 46

**Site:** Karnak

**Shape:** wide-mouthed jar with rounded base  
and two handles

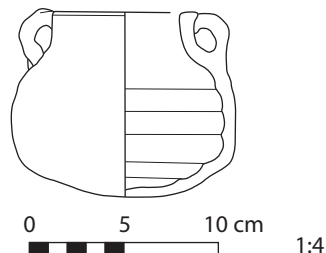
**Material:** not stated

**Manufacture:** not stated

**Surface:** not stated

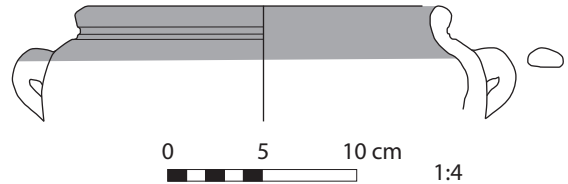
**Reference:** Lauffray 1995: 89, Figure 42: 203

**Dating:** Ptolemaic Period



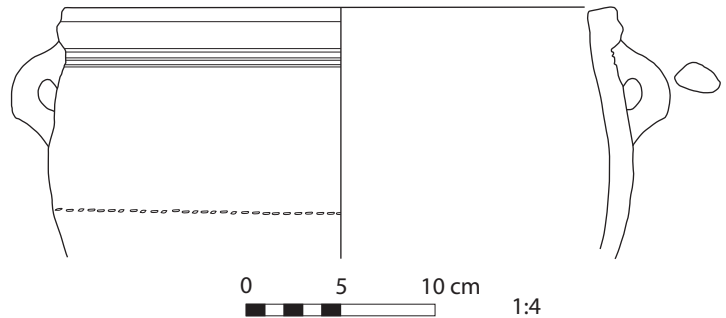
### Ptolemaic 47

**Site:** Elephantine  
**Shape:** large carinated bowl with handles  
**Material:** NC, variant 1  
**Manufacture:** thrown  
**Surface:** black- and red-painted on yellow ware  
**Reference:** Aston 1999: 291–292, Plate 95, Figure 2532  
**Dating:** 3rd century B.C.



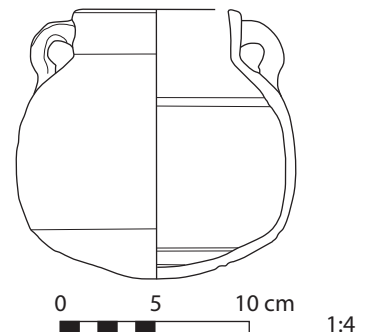
### Ptolemaic 48

**Site:** Elephantine  
**Shape:** large jar with thickened rim and two small handles  
**Material:** NC, variant 1  
**Manufacture:** thrown  
**Surface:** pale red-washed, cream-slipped on interior, with string impression  
**Reference:** Aston 1999: 316–317, Plate 106, Figure 2781  
**Dating:** 3rd century B.C.



### Ptolemaic 49

**Site:** Karnak  
**Shape:** wide-mouthed jar with rounded base and two handles  
**Material:** not stated  
**Manufacture:** not stated  
**Surface:** not stated  
**Reference:** Lauffray 1995: 108–109, Figure 55: 161  
**Dating:** Ptolemaic Period



## Ptolemaic 50

**Site:** Karnak

**Shape:** bag-shaped jar with pointed base, wide rim, and two handles

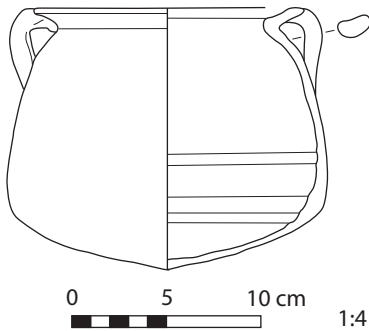
**Material:** brown-red

**Manufacture:** not stated

**Surface:** not stated

**Reference:** Lauffray 1995: 106–107, Figure 54: 141

**Dating:** Ptolemaic Period



## Ptolemaic 51

**Site:** Karnak

**Shape:** bag-shaped jar with round base and four handles

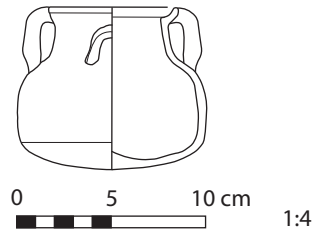
**Material:** brown-red

**Manufacture:** not stated

**Surface:** not stated

**Reference:** Lauffray 1995: 106–107, Figure 54: 136

**Dating:** Ptolemaic Period



## Ptolemaic 52

**Site:** Karnak

**Shape:** small globular jar with rounded base and two small pierced handles

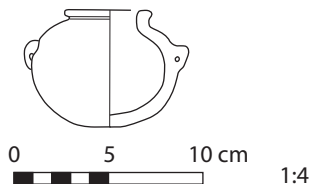
**Material:** not stated

**Manufacture:** not stated

**Surface:** not stated

**Reference:** Lauffray 1995: 90, Figure 43: 191

**Dating:** Ptolemaic Period



## Ptolemaic 53

**Site:** Karnak

**Shape:** bag-shaped jar with round base and two handles

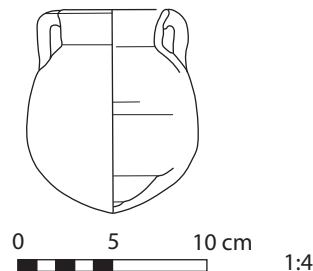
**Material:** brown-red

**Manufacture:** not stated

**Surface:** not stated

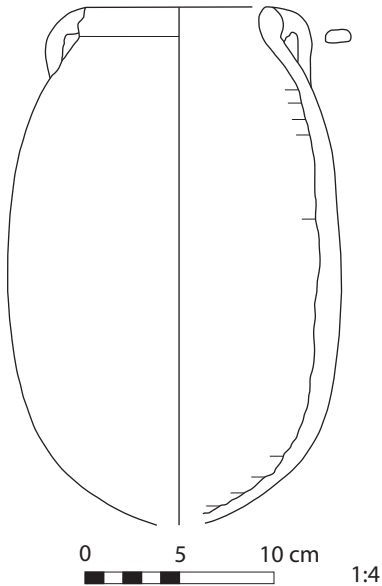
**Reference:** Lauffray 1995: 106–107, Figure 54: 138

**Dating:** Ptolemaic Period



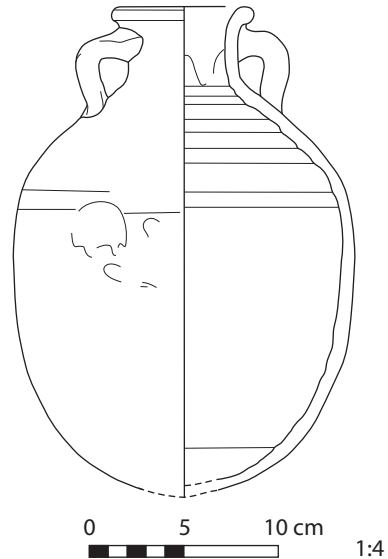
### Ptolemaic 54

**Site:** Elephantine  
**Shape:** two-handled neckless storage jar  
**Material:** NC, variant 1  
**Manufacture:** thrown  
**Surface:** smoothed  
**Reference:** Aston 1999: 327–328, Plate 110, Figure 2919  
**Dating:** 3rd century B.C.



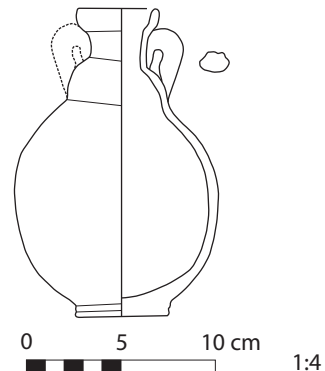
### Ptolemaic 55

**Site:** Karnak  
**Shape:** ovoid two-handled jar with narrow neck  
**Material:** not stated  
**Manufacture:** not stated  
**Surface:** not stated  
**Reference:** Lauffray 1995: 107, Figure 54: 144  
**Dating:** Ptolemaic Period



### Ptolemaic 56

**Site:** Elephantine  
**Shape:** two-handled jar with globular body and flat base  
**Material:** NC, variant 1  
**Manufacture:** thrown  
**Surface:** smoothed  
**Reference:** Aston 1999: 254–255, Plate 80, Figure 2216  
**Dating:** 4th century B.C.



## Ptolemaic 57

**Site:** Elephantine

**Shape:** two-handled globular jar with ring base

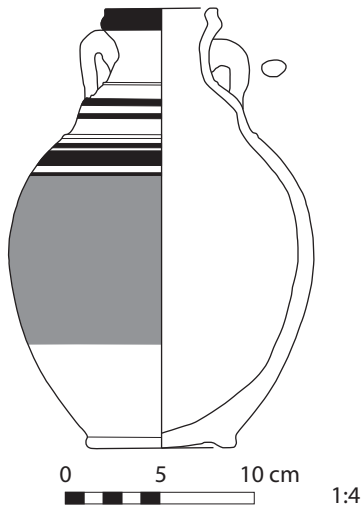
**Material:** NC, variant 1

**Manufacture:** thrown

**Surface:** black- and red-painted on yellow coat

**Reference:** Aston 1999: 317–318, Plate 106, Figure 2793

**Dating:** 3rd century B.C.



## Ptolemaic 58

**Site:** Karnak

**Shape:** jar with ring base, narrow cylindrical neck, and two handles

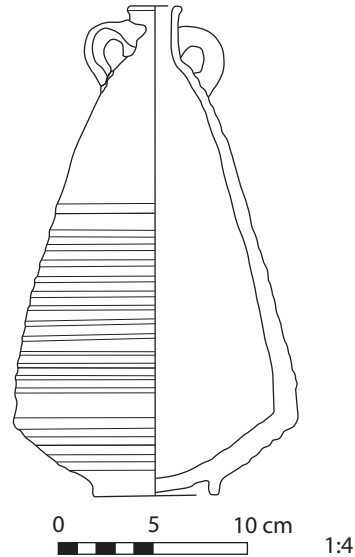
**Material:** beige

**Manufacture:** thrown

**Surface:** plain

**Reference:** Lauffray 1995: 93, 95, Figure 45: 213

**Dating:** Ptolemaic Period



## Ptolemaic 59

**Site:** Karnak

**Shape:** *amphora* with narrow cylindrical neck

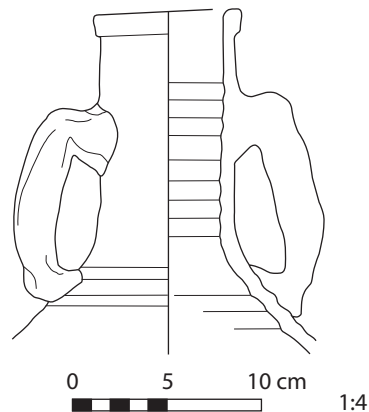
**Material:** not stated

**Manufacture:** not stated

**Surface:** not stated

**Reference:** Lauffray 1995: 98, Figure 48: 247

**Dating:** Ptolemaic Period



## Ptolemaic 60

---

**Site:** Karnak

**Shape:** *amphora* with ovoid body and knobbed base

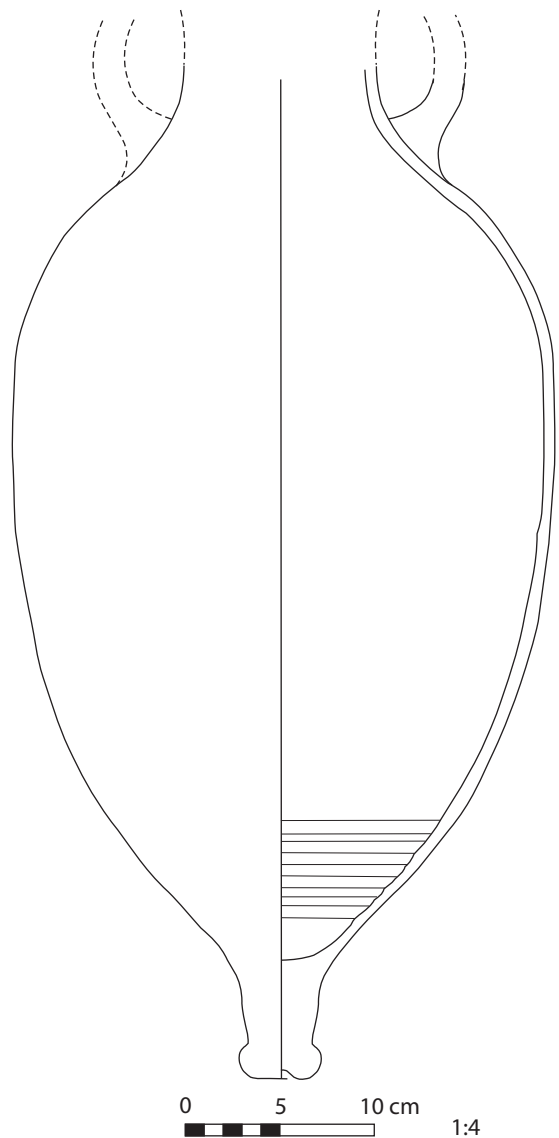
**Material:** not stated

**Manufacture:** not stated

**Surface:** not stated

**Reference:** Lauffray 1995: 107–109, Figure 54: 147

**Dating:** 2nd century B.C.





## Ptolemaic 61

---

**Site:** Elephantine

**Shape:** *amphora* with ovoid body and long cylindrical neck

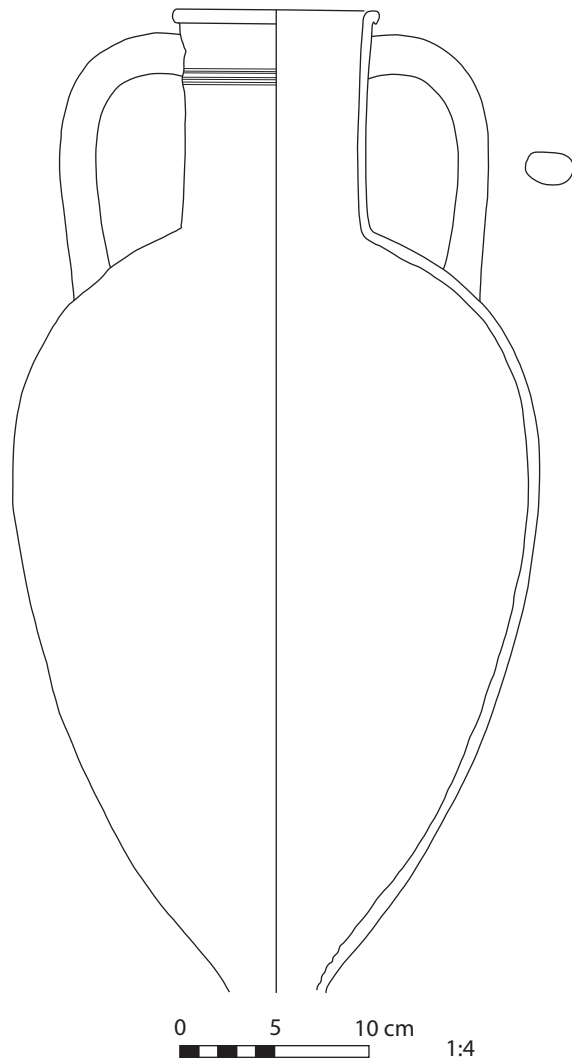
**Material:** NB2, sandy

**Manufacture:** thrown

**Surface:** smoothed

**Reference:** Aston 1999: 332–333, Plate 111, Figure 2934

**Dating:** late 3rd–2nd century B.C.



## Ptolemaic 62

**Site:** Karnak

**Shape:** small globular jar with ledge rim and ring base

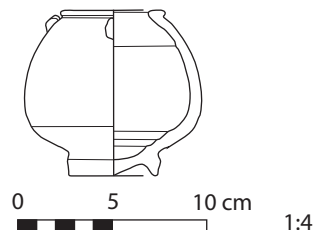
**Material:** not stated

**Manufacture:** not stated

**Surface:** not stated

**Reference:** Lauffray 1995: 108, Figure 55: 116

**Dating:** Ptolemaic Period



## Ptolemaic 63

**Site:** Karnak

**Shape:** large globular jar with ring base and four handles

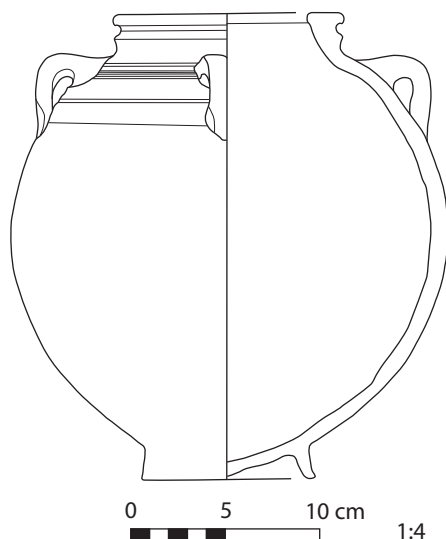
**Material:** not stated

**Manufacture:** not stated

**Surface:** not stated

**Reference:** Lauffray 1995: 99, 101, 104

**Dating:** Ptolemaic–Roman Period



## Ptolemaic 64

**Site:** Karnak

**Shape:** globular jar with ring base and four small handles

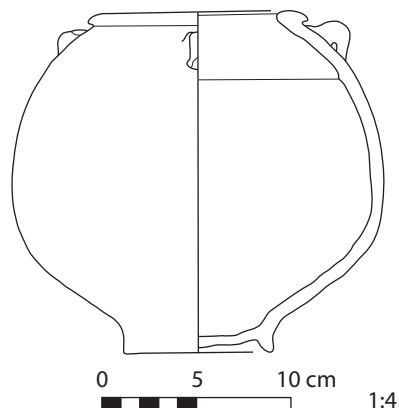
**Material:** beige

**Manufacture:** not stated

**Surface:** not stated

**Reference:** Lauffray 1995: 106–107, Figure 54: 118

**Dating:** Ptolemaic Period



## Ptolemaic 65

---

**Site:** Karnak

**Shape:** large ovoid jar with pointed base and two small handles


**Material:** not stated

**Manufacture:** not stated

**Surface:** not stated, with red and black painted decoration

**Reference:** Lauffray 1995: 101, Figure 50: 76

**Dating:** Ptolemaic Period



## Ptolemaic 66

**Site:** Elephantine

**Shape:** large cylindrical vessel with flat base (*pithos*)


**Material:** NC, variant 2

**Manufacture:** thrown

**Surface:** smoothed, with decorative appliques

**Reference:** Aston 1999: 270–271, Plate 87, Figure 2337

**Dating:** 4th century B.C.



## Ptolemaic 67

---

**Site:** Elephantine

**Shape:** four-handled cylindrical jar with short neck


**Material:** NB2, variant 2

**Manufacture:** thrown

**Surface:** red wash

**Reference:** Aston 1999: 281–282, Plate 91, Figure 2437

**Dating:** 3rd century B.C.



## Ptolemaic 68

---

**Site:** Karnak

**Shape:** globular jar with long cylindrical neck, triangular rim, and hole in bottom

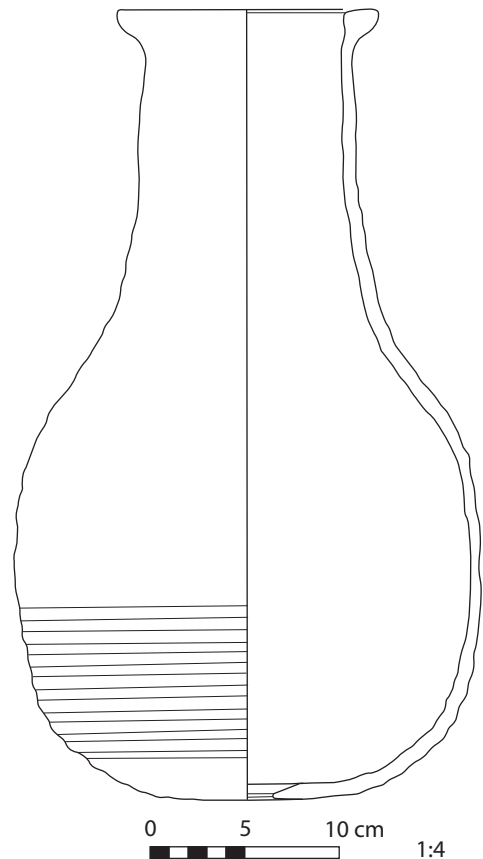
**Material:** beige

**Manufacture:** thrown

**Surface:** plain

**Reference:** Lauffray 1995: 93, 95, Figure 45: 212

**Dating:** Ptolemaic Period



## Ptolemaic 69

---

**Site:** Elephantine

**Shape:** ovoid jar with narrow neck and simple rim

**Material:** Fabric K200

**Manufacture:** thrown

**Surface:** black paint on orange-slipped ware

**Reference:** Aston 1999: 317–318, Plate 106, Figure 2800

**Dating:** 3rd century B.C.



## Ptolemaic 70

---

**Site:** Elephantine

**Shape:** large ovoid jar with long cylindrical neck, recurved rim, and pointed base

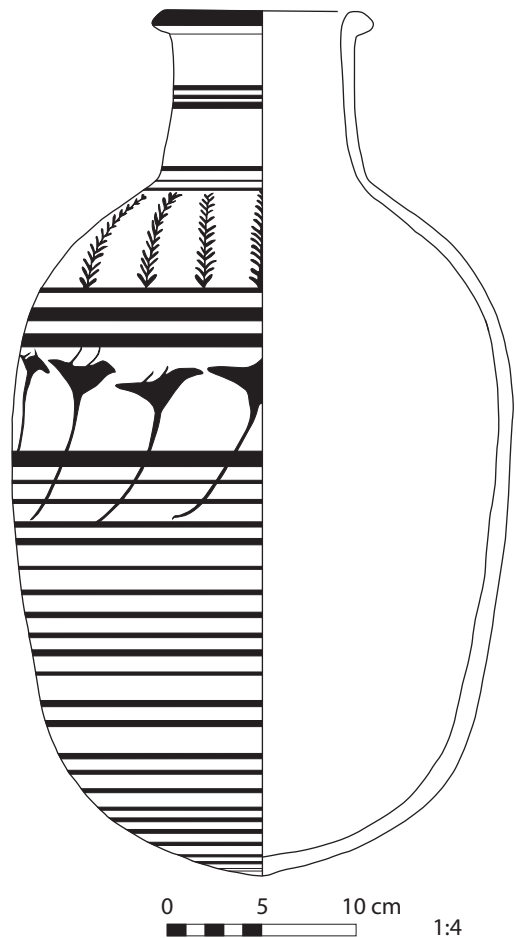
**Material:** L1 fabric

**Manufacture:** thrown

**Surface:** black-painted

**Reference:** Aston 1999: 327–328, Plate 110, Figure 2913

**Dating:** 3rd century B.C.





## Ptolemaic 71

**Site:** Karnak

**Shape:** jar with ledge rim and a horizontal handle

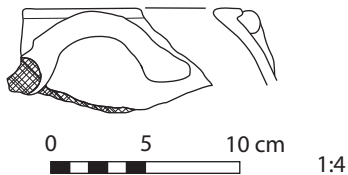
**Material:** not stated

**Manufacture:** not stated

**Surface:** not stated

**Reference:** Lauffray 1995

**Dating:** Ptolemaic Period



## Ptolemaic 72

**Site:** Karnak

**Shape:** jar with straight rim and a horizontal handle

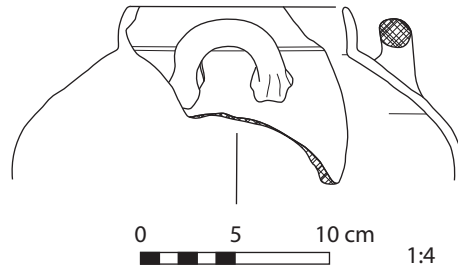
**Material:** not stated

**Manufacture:** not stated

**Surface:** not stated

**Reference:** Lauffray 1995: 94, Figure 46: 171

**Dating:** Ptolemaic Period



## Ptolemaic 73

**Site:** Elephantine

**Shape:** globular jar with ledge rim and two horizontal handles (cooking pot)

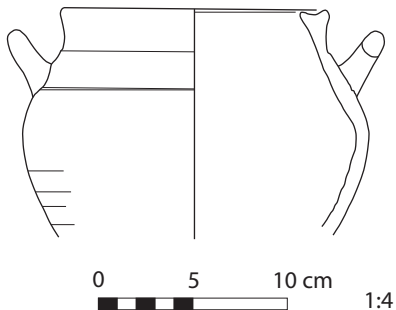
**Material:** MA4, variant 1

**Manufacture:** thrown

**Surface:** smoothed

**Reference:** Aston 1999: 317–318, Plate 106, Figure 2796

**Dating:** 3rd century B.C.



## Ptolemaic 74

**Site:** Atfieh

**Shape:** carinated cup with two high vertical handles and ring base (*kantharos*)

**Material:** NB

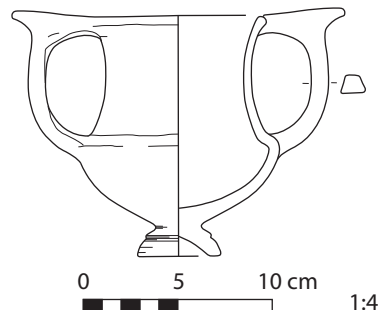
**Manufacture:** thrown

**Surface:** outside red-slipped, polished

**Reference:** Bourriau 1981: 85, Figure 168

**Dating:** Ptolemaic Period, from the mid-3rd century B.C.

**Illustration:** Color Plate 13



## Ptolemaic 75

---

**Site:** Elephantine

**Shape:** deep vessel with flaring walls and two horizontal ledge handles (*krater*)

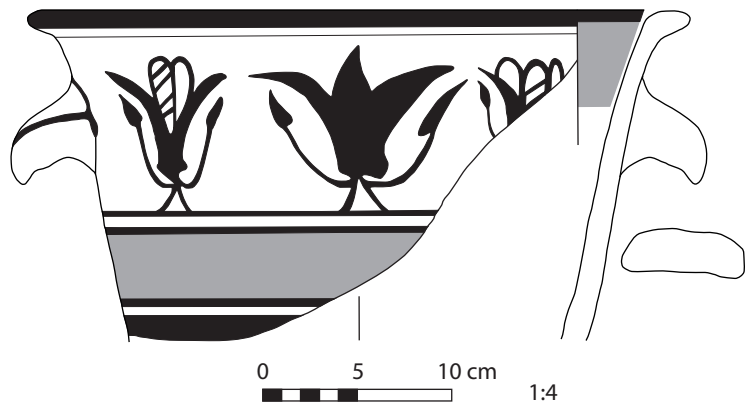
**Material:** NC, variant 1

**Manufacture:** thrown

**Surface:** black and red-painted on yellow ware

**Reference:** Aston 1999: 291–292, Plate 95, Figure 2530

**Dating:** 3rd century B.C.



## Ptolemaic 76

---

**Site:** Elephantine

**Shape:** deep two-handled bowl with ring base

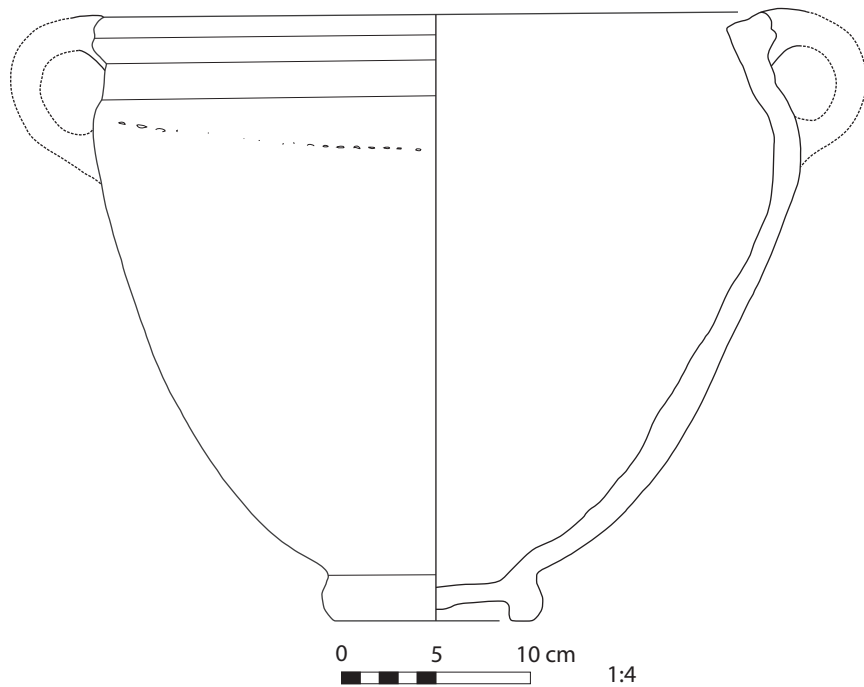
**Material:** NC, variant 1

**Manufacture:** thrown

**Surface:** pale red-washed, with string impression

**Reference:** Aston 1999: 342–343, Plate 116, Figure 3052

**Dating:** late 3rd–2nd century B.C.



## Ptolemaic 77

---

**Site:** Tell Atrib

**Shape:** large globular vessel with wide rim, ring base, and two short vertical handles (*krater*)

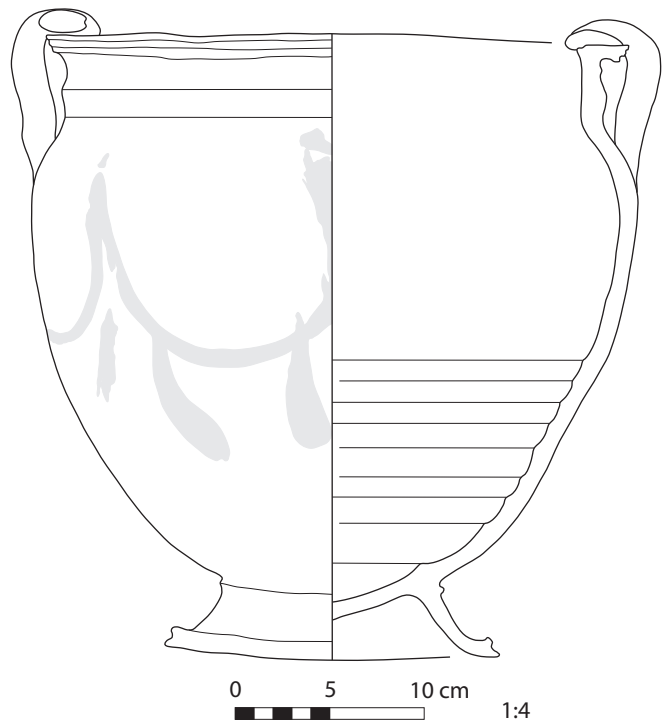
**Material:** silt

**Manufacture:** thrown

**Surface:** matte-washed, with white painted decoration

**Reference:** Południkiewicz 1992: 97, Figure 1

**Dating:** Ptolemy VI



## Ptolemaic 78

---

**Site:** Elephantine

**Shape:** large globular vessel with narrow neck and slightly recurved rim

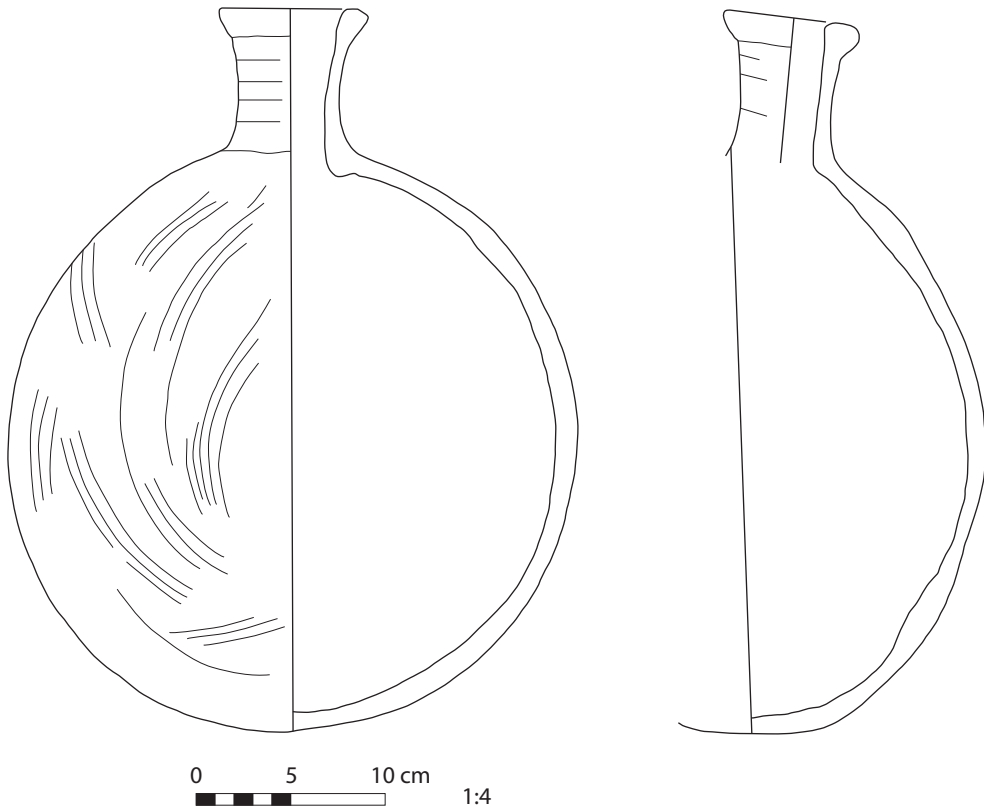
**Material:** MC

**Manufacture:** thrown

**Surface:** black-slipped

**Reference:** Aston 1999: 352–353, Plate 121, Figure 3127

**Dating:** late 3rd–2nd centuries B.C.



## Ptolemaic 79

**Site:** Karnak

**Shape:** bag-shaped jar with wide rim and knobbed base

**Material:** not stated

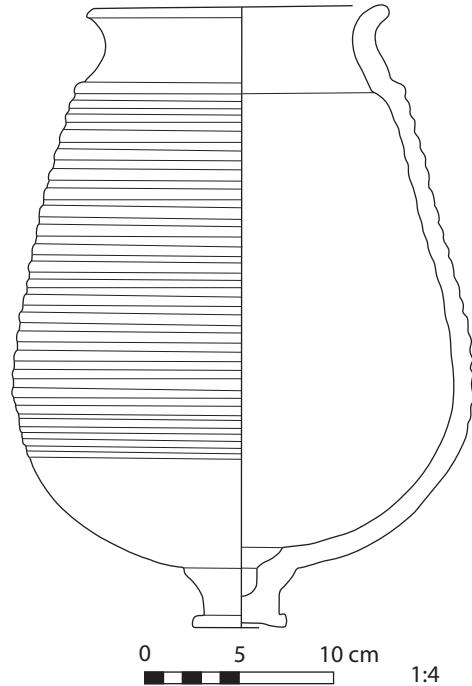
**Manufacture:** not stated

**Surface:** not stated

**Reference:** Lauffray 1995: 105, Figure 53: 14

**Dating:** Ptolemaic Period

**Representative Example:** similar to  
Color Plate 2.2



## Ptolemaic 80, 81

**Site:** Karnak

**Shape:** small plates with flat bases

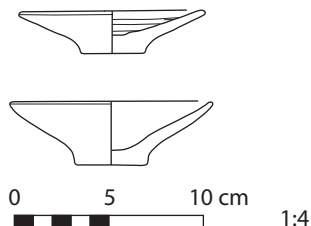
**Material:** not stated

**Manufacture:** not stated

**Surface:** not stated

**Reference:** Lauffray 1995: 102, 104,  
Figure 51: 212, 216

**Dating:** Ptolemaic Period



## Ptolemaic 82

**Site:** Karnak

**Shape:** bowl with flat base

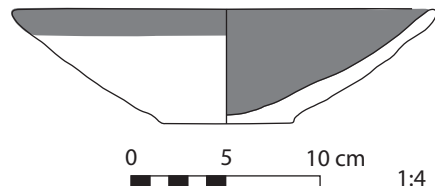
**Material:** not stated

**Manufacture:** thrown

**Surface:** red-coated interior and on rim  
exterior

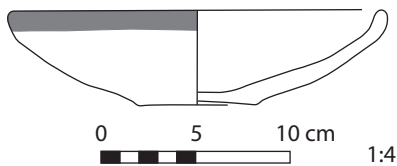
**Reference:** Lauffray 1995: 102, 104, Figure 225

**Dating:** Ptolemaic Period



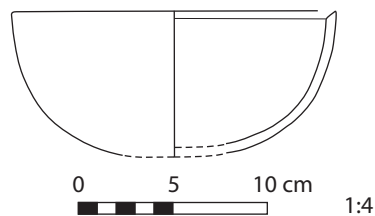
### Ptolemaic 83

**Site:** Karnak  
**Shape:** bowl with shallow ring base and incurved walls  
**Material:** not stated  
**Manufacture:** thrown  
**Surface:** red-coated, polished  
**Reference:** Lauffray 1995: 102, 104, Figure 51: 211  
**Dating:** Ptolemaic Period



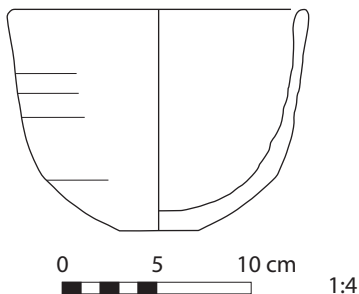
### Ptolemaic 84

**Site:** Karnak  
**Shape:** hemispherical bowl with a small ledge rim  
**Material:** not stated  
**Manufacture:** not stated  
**Surface:** not stated  
**Reference:** Lauffray 1995: 101, Figure 50: 173  
**Dating:** Ptolemaic Period



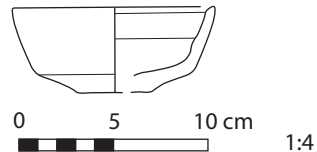
### Ptolemaic 85

**Site:** Elephantine  
**Shape:** bowl with straight rim and flat base  
**Material:** NC, variant 1  
**Manufacture:** thrown  
**Surface:** smoothed  
**Reference:** Aston 1999: 333–334, Plate 111, Figure 2956  
**Dating:** late 3rd–2nd century B.C.



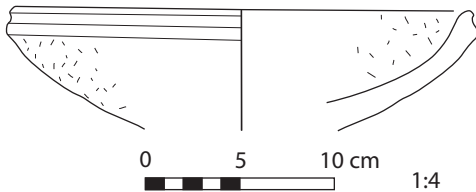
### Ptolemaic 86

**Site:** Tebtynis  
**Shape:** carinated bowl with flat base  
**Material:** Nile alluvium  
**Manufacture:** thrown  
**Surface:** red-slipped, smoothed  
**Reference:** Marchand 1996: 178, 180, Figure 15  
**Dating:** end of Late Period



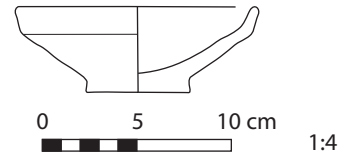
### Ptolemaic 87

**Site:** Tebtynis  
**Shape:** carinated bowl  
**Material:** rough Nile alluvium with many plant remains  
**Manufacture:** thrown  
**Surface:** red-slipped, smoothed  
**Reference:** Marchand 1996: 178, 181, Figure 19  
**Dating:** 4th century B.C.



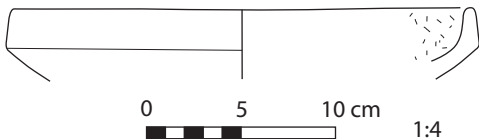
### Ptolemaic 88

**Site:** Karnak  
**Shape:** dish with flat base  
**Material:** not stated  
**Manufacture:** not stated  
**Surface:** not stated  
**Reference:** Lauffray 1995: 94, Figure 46: 130  
**Dating:** Ptolemaic Period



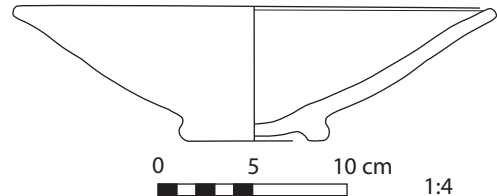
### Ptolemaic 89

**Site:** Tebtynis  
**Shape:** carinated bowl  
**Material:** Nile alluvium with many plant inclusions  
**Manufacture:** thrown  
**Surface:** red-slipped, smoothed  
**Reference:** Marchand 1996: 181–182, Figure 20  
**Dating:** 4th century B.C.



### Ptolemaic 90

**Site:** Karnak  
**Shape:** dish with straight walls and ring base  
**Material:** not stated  
**Manufacture:** not stated  
**Surface:** not stated  
**Reference:** Lauffray 1995: 94, Figure 46: 142  
**Dating:** Ptolemaic Period





## Ptolemaic 91

---

**Site:** Karnak

**Shape:** dish with straight walls and concave base

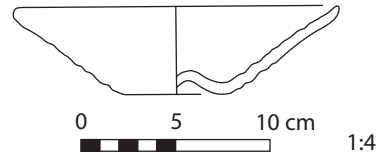
**Material:** not stated

**Manufacture:** not stated

**Surface:** not stated

**Reference:** Lauffray 1995: 92, Figure 44: 350

**Dating:** Ptolemaic Period



## Ptolemaic 92

---

**Site:** Karnak

**Shape:** carinated bowl

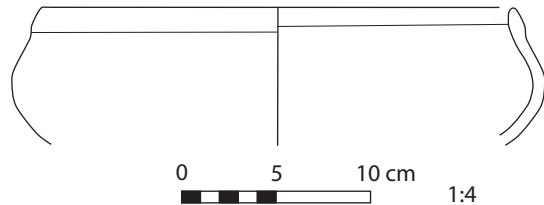
**Material:** not stated

**Manufacture:** not stated

**Surface:** not stated

**Reference:** Lauffray 1995: 103, Figure 52: 222

**Dating:** Ptolemaic Period



## Ptolemaic 93

---

**Site:** Karnak

**Shape:** carinated bowl with rounded base

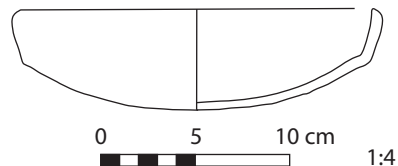
**Material:** not stated

**Manufacture:** not stated

**Surface:** not stated

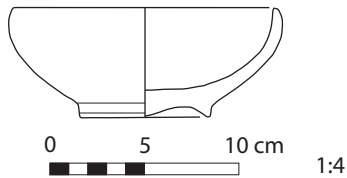
**Reference:** Lauffray 1995: 93, Figure 45: 216

**Dating:** Ptolemaic Period



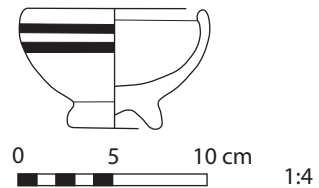
## Ptolemaic 94

**Site:** Elephantine  
**Shape:** bowl with incurved rim and ring base  
**Material:** NC, variant 1  
**Manufacture:** thrown  
**Surface:** pink/cream-slipped ware  
**Reference:** Aston 1999: 348–349, Plate 119, Figure 3098  
**Dating:** late 3rd–2nd century B.C.



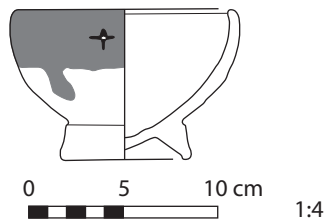
## Ptolemaic 95

**Site:** Karnak  
**Shape:** small hemispherical bowl with incurved rim and ring base  
**Material:** not stated  
**Manufacture:** not stated  
**Surface:** not stated  
**Reference:** Lauffray 1995: 100, Figure 49: 113  
**Dating:** Ptolemaic Period



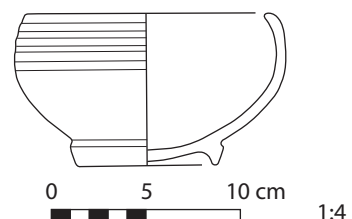
## Ptolemaic 96

**Site:** Karnak  
**Shape:** small hemispherical bowl with incurved rim and ring base  
**Material:** not stated  
**Manufacture:** not stated  
**Surface:** not stated  
**Reference:** Lauffray 1995: 96, Figure 47: 122  
**Dating:** Ptolemaic Period



## Ptolemaic 97

**Site:** Karnak  
**Shape:** hemispherical bowl on ring base  
**Material:** brown-red  
**Manufacture:** thrown  
**Surface:** red-brown slip  
**Reference:** Lauffray 1995: 90–91, Figure 44: 403  
**Dating:** shape known from 26th Dynasty onwards, here with strongly incurved walls–Ptolemaic and Roman Periods



## Ptolemaic 98

**Site:** Elephantine

**Shape:** beaker with incurved rim and ring base

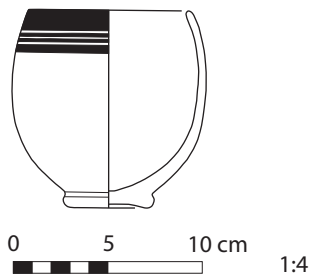
**Material:** NC, variant 1

**Manufacture:** thrown

**Surface:** cream-slipped, black-painted

**Reference:** Aston 1999: 350–351, Plate 120, Figure 3107

**Dating:** late 3rd–2nd century B.C.



## Ptolemaic 99

**Site:** Karnak

**Shape:** beaker with bent walls and ring base

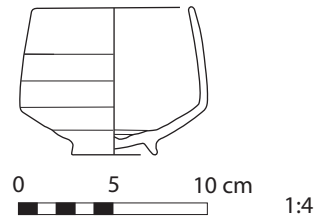
**Material:** not stated

**Manufacture:** not stated

**Surface:** not stated

**Reference:** Lauffray 1995: 92, Figure 44: 132

**Dating:** Ptolemaic Period



## Ptolemaic 100

**Site:** Karnak

**Shape:** beaker with bent walls and ring base

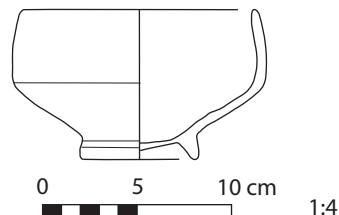
**Material:** not stated

**Manufacture:** not stated

**Surface:** not stated

**Reference:** Lauffray 1995: 94, Figure 46: 112

**Dating:** Ptolemaic Period



## Ptolemaic 101, 102

**Site:** Karnak

**Shape:** dishes with carinated walls

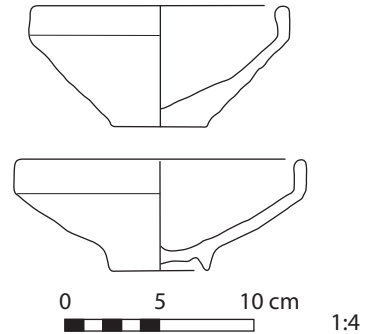
**Material:** not stated

**Manufacture:** not stated

**Surface:** not stated

**Reference:** Lauffray 1995: 92, Figure 44: 129, 135

**Dating:** Ptolemaic Period



## Ptolemaic 103

**Site:** Karnak

**Shape:** deep bowl with slight carination and ring base

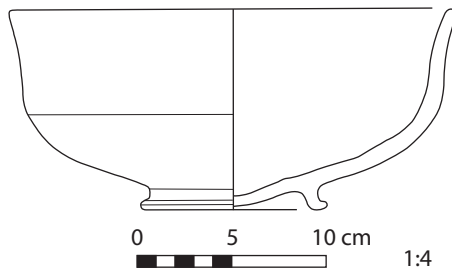
**Material:** not stated

**Manufacture:** not stated

**Surface:** not stated

**Reference:** Lauffray 1995: 94, Figure 46: 132

**Dating:** Ptolemaic Period



## Ptolemaic 104

**Site:** Elephantine

**Shape:** bowl with modeled rim and raised base

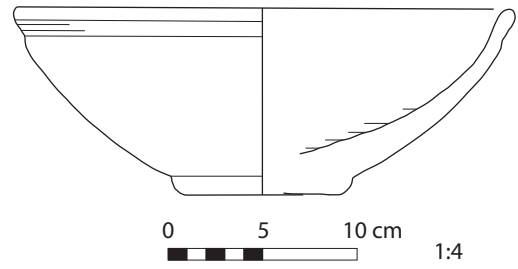
**Material:** NC, variant 1

**Manufacture:** thrown

**Surface:** pink/cream-slipped

**Reference:** Aston 1999: 348–349, Plate 119, Figure 3092

**Dating:** late 3rd–2nd century B.C.



## Ptolemaic 105, 106

**Site:** Karnak

**Shape:** bowls with ring bases and slightly recurved rim

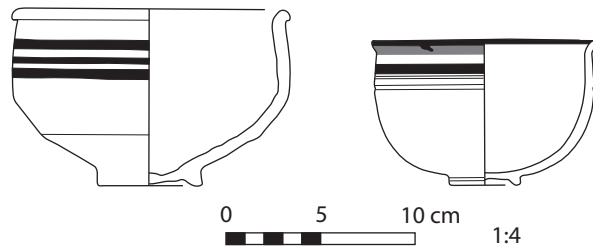
**Material:** not stated

**Manufacture:** thrown

**Surface:** plain (?), with red and black painted decoration

**Reference:** Lauffray 1995: 96–97, Figure 47: 204, 203

**Dating:** end of Ptolemaic–beginning of Roman (1st–2nd century B.C.)



## Ptolemaic 107

**Site:** Tebtynis

**Shape:** hemispherical bowl with rounded rim


**Material:** Nile alluvium with many plant inclusions

**Manufacture:** thrown

**Surface:** red-slipped, smoothed

**Reference:** Marchand 1996: 184–185, Figure 38

**Dating:** Ptolemaic Period



## Ptolemaic 108, 109

**Site:** Karnak

**Shape:** small conical cups with ring bases

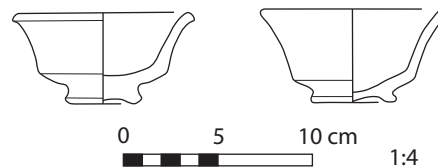
**Material:** not stated

**Manufacture:** not stated

**Surface:** not stated

**Reference:** Lauffray 1995: 100, Figure 49: 192b, 22

**Dating:** Ptolemaic Period



### Ptolemaic 110

**Site:** Karnak

**Shape:** bowl with ring base and recurved rim

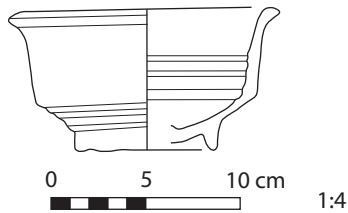
**Material:** not stated

**Manufacture:** not stated

**Surface:** not stated

**Reference:** Lauffray 1995: 98–99,  
Figure 48: 243

**Dating:** Ptolemaic Period



### Ptolemaic 111

**Site:** Karnak

**Shape:** bowl with ring base and everted rim

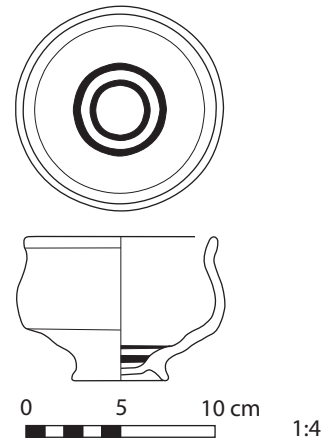
**Material:** orange

**Manufacture:** thrown

**Surface:** red-slipped, with black painted  
decoration

**Reference:** Lauffray 1995: 88, 90, Figure 43: 179

**Dating:** end of Ptolemaic–beginning of  
Roman Period



### Ptolemaic 112

**Site:** Karnak

**Shape:** carinated bowl with small ring base  
and slightly flaring rim

**Material:** not stated

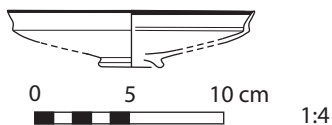
**Manufacture:** thrown

**Surface:** red-slipped, with black painted  
decoration

**Remarks:** imported ware

**Reference:** Lauffray 1995: 102, 104,  
Figure 51: 280

**Dating:** not stated



### Ptolemaic 113

**Site:** Karnak

**Shape:** dish with modeled rim

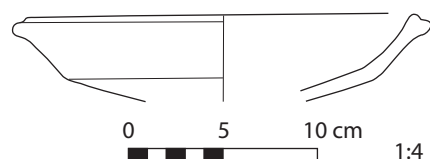
**Material:** not stated

**Manufacture:** not stated

**Surface:** not stated

**Reference:** Lauffray 1995: 98, Figure 48: 242

**Dating:** Ptolemaic Period



## Ptolemaic 114

---

**Site:** Karnak

**Shape:** small dish with ledge rim and ring base

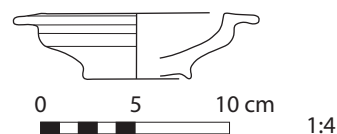
**Material:** not stated

**Manufacture:** not stated

**Surface:** not stated

**Reference:** Lauffray 1995: 108–109, Figure 55: 154

**Dating:** Ptolemaic Period



## Ptolemaic 115

---

**Site:** Elephantine

**Shape:** deep basin with ledge rim

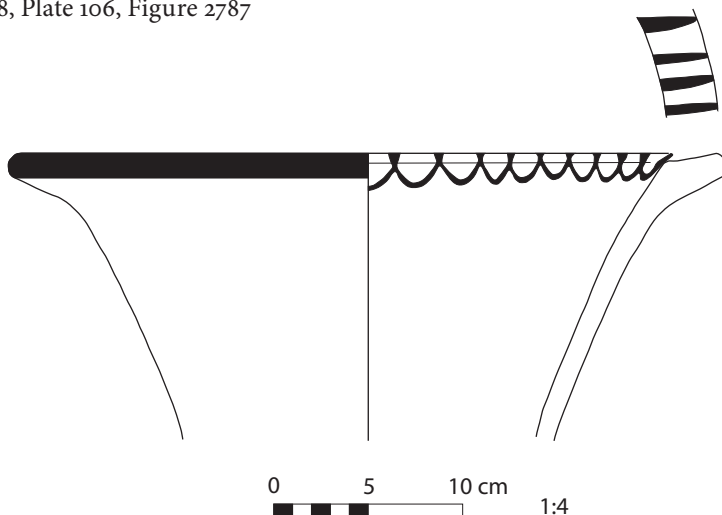
**Material:** NC, variant 1

**Manufacture:** thrown

**Surface:** black-slipped rim on cream/pink-slipped ware

**Reference:** Aston 1999: 317–318, Plate 106, Figure 2787

**Dating:** 3rd century B.C.



## Ptolemaic 116

---

**Site:** Karnak

**Shape:** deep basin with recurved rim and globular body

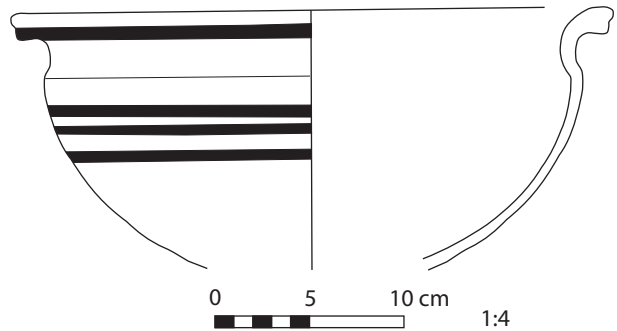
**Material:** brick

**Manufacture:** thrown

**Surface:** red- and beige-slipped, with black painted decoration

**Reference:** Lauffray 1995: 96–97, Figure 47: 72

**Dating:** Ptolemaic Period



## Ptolemaic 117

---

**Site:** Karnak

**Shape:** deep basin with recurved rim and globular body

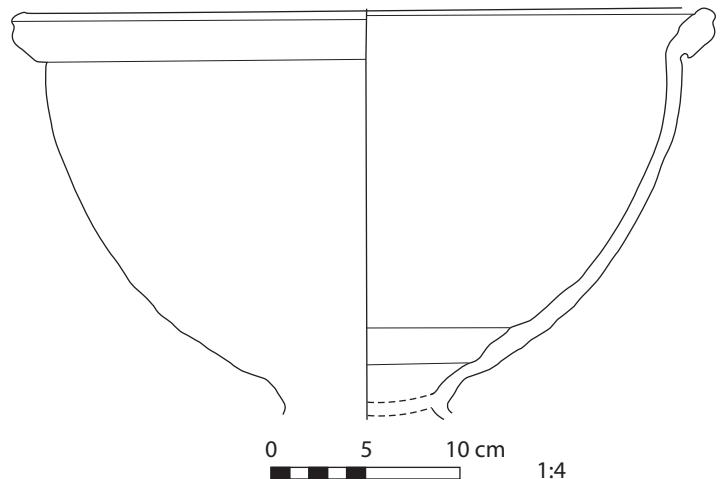
**Material:** not stated

**Manufacture:** not stated

**Surface:** not stated

**Reference:** Lauffray 1995: 94, Figure 46: 150

**Dating:** Ptolemaic Period





## Ptolemaic 118

---

**Site:** Karnak

**Shape:** large basin with modeled rim

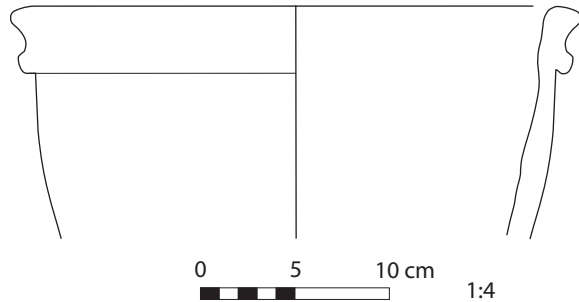
**Material:** not stated

**Manufacture:** not stated

**Surface:** not stated

**Reference:** Lauffray 1995: 92,  
Figure 44: 357

**Dating:** Ptolemaic Period



## Ptolemaic 119

---

**Site:** Tebtynis

**Shape:** large basin with thickened rim


**Material:** rough Nile alluvium

**Manufacture:** not stated

**Surface:** smoothed

**Reference:** Marchand 1996: 183–184, Figure 32

**Dating:** 4th century B.C.



## Ptolemaic 120

---

**Site:** Elephantine

**Shape:** carinated bowl

**Material:** MA4, variant 2

**Manufacture:** thrown

**Surface:** smoothed

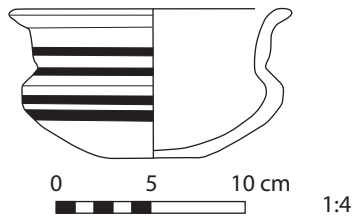
**Reference:** Aston 1999: 317–318, Plate 106, Figure 2798

**Dating:** 3rd century B.C.



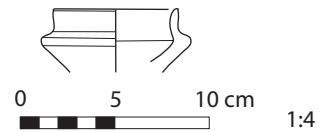
### Ptolemaic 121

**Site:** Karnak  
**Shape:** carinated bowl with flat base  
**Material:** not stated  
**Manufacture:** thrown  
**Surface:** plain, with black painted decoration  
**Reference:** Lauffray 1995: 89, 91, Figure 42: 390  
**Dating:** shape known already during the 26th Dynasty, but such decoration can be dated to the Ptolemaic Period



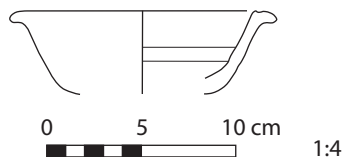
### Ptolemaic 122

**Site:** Tebtynis  
**Shape:** carinated bowl/bottle neck(?)  
**Material:** Nile alluvium with plant inclusions  
**Manufacture:** thrown  
**Surface:** red-slipped on outside  
**Reference:** Marchand 1996: 181–183, Figure 27  
**Dating:** Late Period?



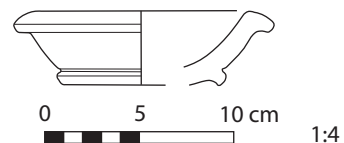
### Ptolemaic 123

**Site:** Tebtynis  
**Shape:** bowl with long rim  
**Material:** Nile alluvium with plant inclusions  
**Manufacture:** thrown  
**Surface:** red/orange-slipped  
**Reference:** Marchand 1996: 178, 180, Figure 16  
**Dating:** 4th century B.C.



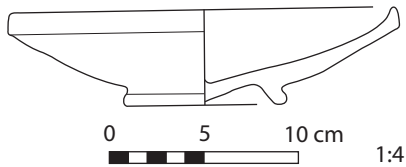
### Ptolemaic 124

**Site:** Tebtynis  
**Shape:** bowl with recurved rim and ring base  
**Material:** Nile alluvium with plant inclusions  
**Manufacture:** thrown  
**Surface:** red-slipped, polished  
**Reference:** Marchand 1996: 178, 181, Figure 18  
**Dating:** Late Period?



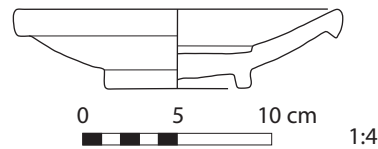
### Ptolemaic 125

**Site:** Karnak  
**Shape:** shallow bowl with ring base and incurved rim  
**Material:** not stated  
**Manufacture:** thrown (?)  
**Surface:** plain (?)  
**Reference:** Lauffray 1995: 98–99, Figure 48: 223  
**Dating:** Ptolemaic Period



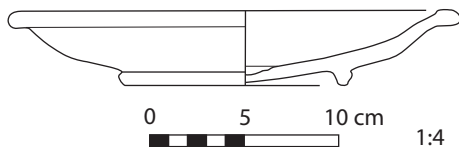
### Ptolemaic 126

**Site:** Tell Atrib  
**Shape:** plate with recurved rim and ring base (fish plate)  
**Material:** silt  
**Manufacture:** thrown  
**Surface:** smoothed, fired in reduced atmosphere giving a black color to the surface  
**Remark:** imitation of black-glazed Greek plates  
**Reference:** Południkiewicz 1992: 100–101, Figure 11  
**Dating:** end of the 3rd–beginning of the 2nd century B.C.



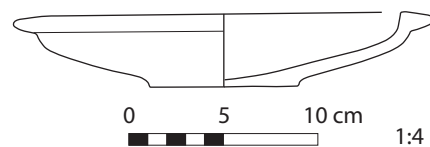
### Ptolemaic 127

**Site:** Karnak  
**Shape:** dish with ring base  
**Material:** not stated  
**Manufacture:** not stated  
**Surface:** not stated  
**Reference:** Lauffray 1995: 89, Figure 42: 366  
**Dating:** Ptolemaic Period



### Ptolemaic 128

**Site:** Karnak  
**Shape:** dish with ledge rim and flat base  
**Material:** not stated  
**Manufacture:** not stated  
**Surface:** not stated  
**Reference:** Lauffray 1995: 96, Figure 46: 152  
**Dating:** Ptolemaic Period



## Ptolemaic 129

**Site:** Elephantine

**Shape:** four-handled dish with modeled rim and ring base

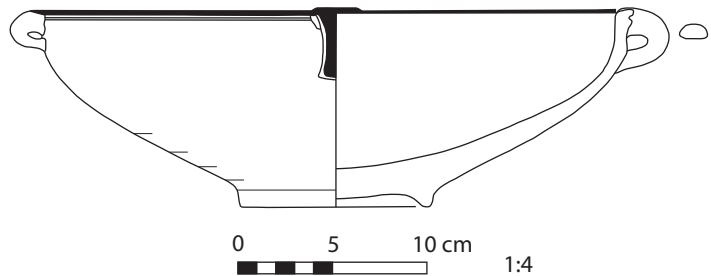
**Material:** NC, variant 1

**Manufacture:** thrown

**Surface:** cream-slipped, black-painted

**Reference:** Aston 1999: 348–349, Plate 119, Figure 3104

**Dating:** late 3rd–2nd century B.C.



## Ptolemaic 130

**Site:** Karnak

**Shape:** wide basin with modeled rim and ledge handles

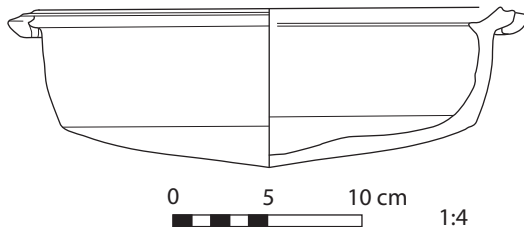
**Material:** not stated

**Manufacture:** not stated

**Surface:** not stated

**Reference:** Lauffray 1995: 107, Figure 54: 110

**Dating:** Ptolemaic Period



## Ptolemaic 131

**Site:** Karnak

**Shape:** dish with carinated walls, two horizontal handles, and ring base

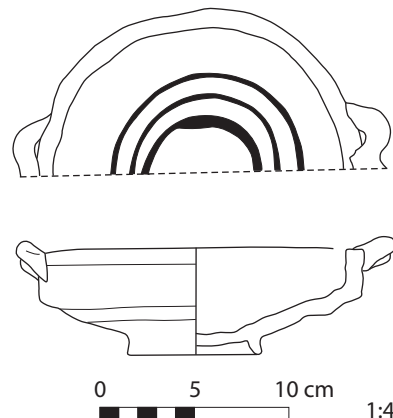
**Material:** not stated

**Manufacture:** not stated

**Surface:** not stated

**Reference:** Lauffray 1995: 89, Figure 42: 297

**Dating:** Ptolemaic Period



### Ptolemaic 132

**Site:** Karnak

**Shape:** small beaker with incurved rim and ring base

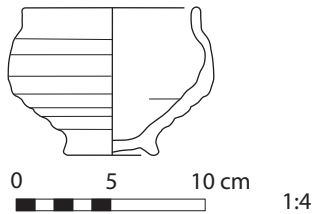
**Material:** not stated

**Manufacture:** not stated

**Surface:** not stated

**Reference:** Lauffray 1995: 98, Figure 48: 244

**Dating:** Ptolemaic Period



### Ptolemaic 133

**Site:** Karnak

**Shape:** small stand with ring base

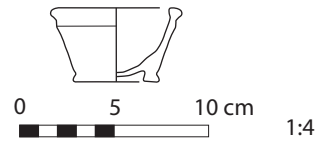
**Material:** not stated

**Manufacture:** not stated

**Surface:** not stated

**Reference:** Lauffray 1995: 93, Figure 45: 330

**Dating:** Ptolemaic Period



### Ptolemaic 134

**Site:** Elephantine

**Shape:** stand with ring base

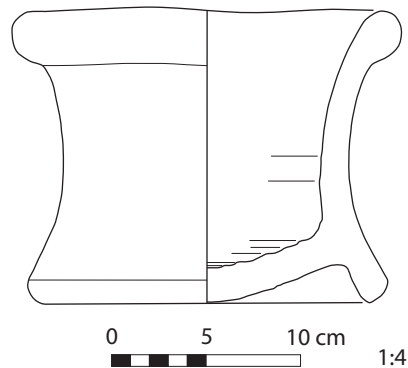
**Material:** NC, variant 1

**Manufacture:** thrown

**Surface:** white-washed

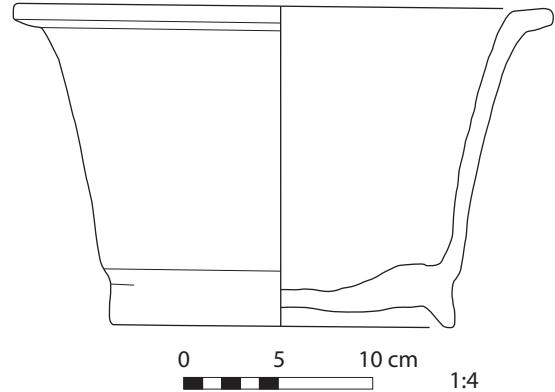
**Reference:** Aston 1999: 351–352, Plate 120, Figure 3119

**Dating:** late 3rd–2nd century B.C.



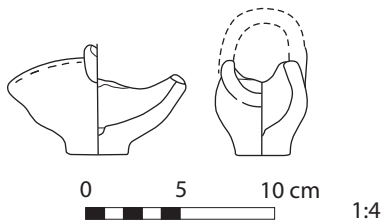
## Ptolemaic 135

**Site:** Elephantine  
**Shape:** basin with modeled rim and ring base  
**Material:** NC, variant 1  
**Manufacture:** thrown  
**Surface:** cream/pink-slipped  
**Reference:** Aston 1999: 348–349, Plate 119, Figure 3101  
**Dating:** late 3rd–2nd century B.C.



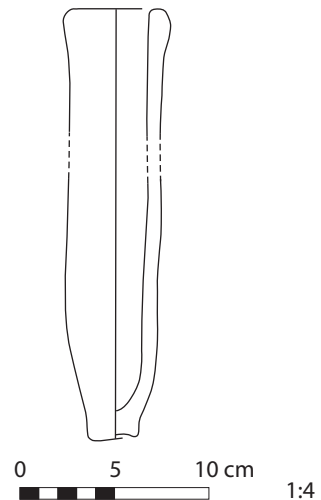
## Ptolemaic 136

**Site:** Karnak  
**Shape:** small bird(?) -shaped pot with one handle  
**Material:** not stated  
**Manufacture:** not stated  
**Surface:** not stated  
**Reference:** Lauffray 1995: 103, Figure 52: 214  
**Dating:** Ptolemaic Period



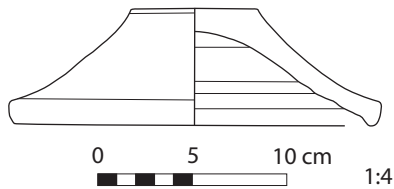
## Ptolemaic 137

**Site:** Karnak  
**Shape:** long cylindrical beaker  
**Material:** not stated  
**Manufacture:** not stated  
**Surface:** not stated  
**Reference:** Lauffray 1995: 103, Figure 52: 230  
**Dating:** Ptolemaic Period



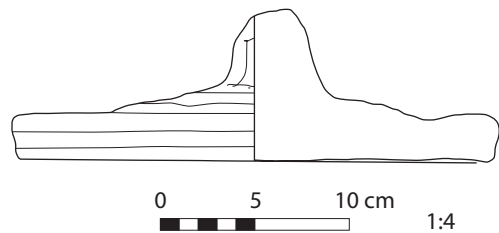
### Ptolemaic 138

**Site:** Tebtynis  
**Shape:** lid  
**Material:** rough Nile alluvium  
**Manufacture:** thrown  
**Surface:** red/orange-slipped  
**Reference:** Marchand 1996: 183–184, Figure 36  
**Dating:** 4th century B.C.



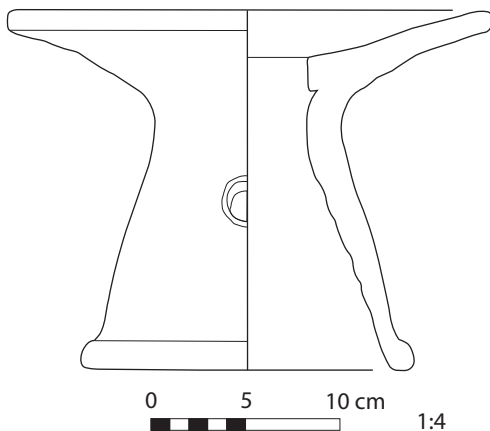
### Ptolemaic 139

**Site:** Elephantine  
**Shape:** lid  
**Material:** NC, variant 2  
**Manufacture:** thrown  
**Surface:** smoothed  
**Reference:** Aston 1999: 260, 263, Plate 84, Figure 2274  
**Dating:** 4th century B.C.



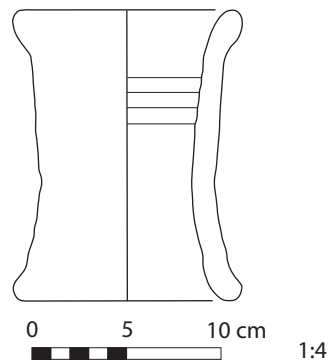
### Ptolemaic 140

**Site:** Karnak  
**Shape:** biconical stand  
**Material:** not stated  
**Manufacture:** not stated  
**Surface:** not stated  
**Reference:** Lauffray 1995: 108, Figure 55: 139  
**Dating:** Ptolemaic Period



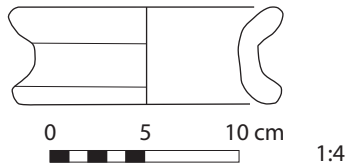
### Ptolemaic 141

**Site:** Karnak  
**Shape:** narrow cylindrical stand  
**Material:** not stated  
**Manufacture:** not stated  
**Surface:** not stated  
**Reference:** Lauffray 1995: 108, Figure 55: 124  
**Dating:** Ptolemaic Period



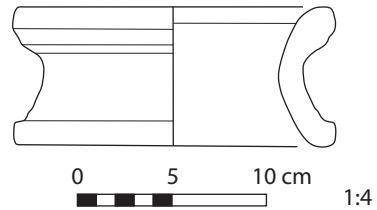
### Ptolemaic 142

**Site:** Elephantine  
**Shape:** ring stand  
**Material:** NC, variant 1  
**Manufacture:** thrown  
**Surface:** pale red-washed  
**Reference:** Aston 1999: 326–327, Plate 110, Figure 2903  
**Dating:** 3rd century B.C.



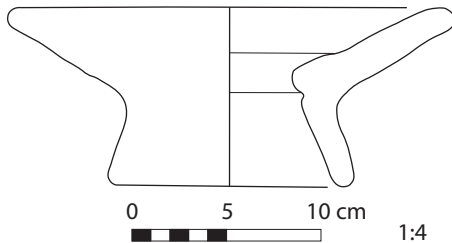
### Ptolemaic 143

**Site:** Tebtynis  
**Shape:** stand  
**Material:** rough Nile clay  
**Manufacture:** thrown  
**Surface:** red/orange-slipped  
**Reference:** Marchand 1996: 183–184, Figure 35  
**Dating:** 4th century B.C.



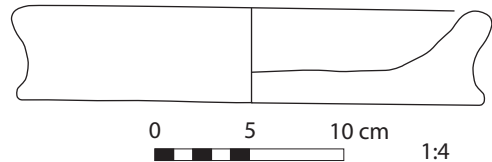
### Ptolemaic 144

**Site:** Karnak  
**Shape:** biconical stand  
**Material:** not stated  
**Manufacture:** not stated  
**Surface:** not stated  
**Reference:** Lauffray 1995: 101, Figure 50: 75  
**Dating:** Ptolemaic Period



### Ptolemaic 145

**Site:** Karnak  
**Shape:** flat tray  
**Material:** not stated  
**Manufacture:** not stated  
**Surface:** not stated  
**Reference:** Lauffray 1995: 108–109, Figure 55: 189  
**Dating:** Ptolemaic Period







## Early Roman Period

---

1st century B.C.–4th century A.D.

### Material

The most common clay exploited during the Early Roman Period was Nile silt, although marl fabrics were also used. Local sources of kaolinite clays (Aswan Ware) were utilized as well as Northwest Coastal fabrics from the Alexandria region. The Roman Period in Egypt can be also characterized by imported wares, such as African Red Slip Ware, Cypriot Sigillata, Eastern Sigillata A, Eastern Sigillata B, and Pontic Sigillata, known from various provinces of the Roman Empire.

For a key to clay type abbreviations, please see Clay/Fabric Descriptions, pp. 24–27.

### Manufacture

Roman ceramics were mostly thrown, although some were also made in molds.

### Surface

The most common surface treatment was simple smoothing. The pots were also burnished or polished in rarer cases. Coats of color were also used, especially red and, less frequently, white. At times imported wares were imitated in local materials, particularly African Red Slip Ware. These imitations are called Egyptian Red Slip Ware.

Roman Period pottery can also be distinguished by its decoration. The most characteristic is an applied decoration called barbotine, although it does not appear often. It was made of white kaolinite clay to contrast with the darker, smoothed background. Painted motifs were also used, such as simple horizontal bands or floral designs. Most often black, red, or white paint was applied to an uncoated surface. Rarer are pots with a white coat and black paint. Vessels with incised, for instance, roulette, and stamped decoration also occur.

### Types

Forms of the Roman Periods were influenced by Roman production. Many shapes made in Egypt were imitations of those made elsewhere within the Roman Empire. However local Egyptian types can also be distinguished. Large transport *amphorae* had already been introduced to Egypt during the previous Ptolemaic Period. But the appearance of these shapes among native Egyptian ceramics clearly represents a new tradition. Very common are spindle-shaped *amphorae* with long, straight, thin necks, rounded shoulders and solid, frequently knobbed, bases. Another common type was the *amphora* with a ribbed neck and a rim rounded on top. Kegs with long cylindrical necks affixed to the longer side of the vessel, which were known from at least the Late Period, were still produced. Roman Period potters manufactured large quantities of *flagons* (restricted vessels with a spout and one handle), *costrels* (jars with globular bodies, narrow neck, and double handles, also called pilgrim flasks in previous periods), jars, and one-handed juglets for use as transport containers. Cooking pots, storage jars, shallow bread trays, *dolium* (large storage jars), and casseroles (shallow open vessels, sometimes with handles) were used for food preparation and storage. *Mortarium* with a broad, out-turned curved rim and internal ribs were used in the kitchen for grinding food stuffs. Fine table wares are also found among Early Roman Period ceramics. Vessels with thin walls and often with barbotine or painted decoration were used as drinking beakers. Rims and handles of some vessels were shaped like waves, giving additional decoration to the vessels.

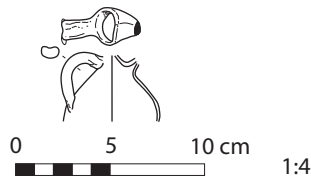
For photos of ceramics representative of this period, see Color Plates 3 and 4.

## Bibliography

- Bailey, D. M., W. V. Davis, and A. J. Spencer. 1982. *British Museum Expedition to Middle Egypt, Ashmunein (1980)*, British Museum Occasional Paper, No. 37. London: British Museum Press.
- Empereur, J. Y., and M. Picon. 1986. *À la recherche des fours d'amphores*, *Bulletin de Correspondance Hellénique. Supplement 13*, edited by J-Y. Empereur and Y. Garlan, 103–126. Paris: De Boccard/Athens: École Française d'Athènes.
- . 1993. Le reconaissance des productions des ateliers céramique: l'exemple de la Maréotide. *CCE* 3: 145–152.
- Gempeler, R. D. 1992. *Elephantine x. Die Keramik Römischer bis Früharabischer Zeit*, AV 43. Mainz am Rhein: Philipp von Zabern.
- Kelley, A. L. 1976. *The Pottery of Ancient Egypt: Dynasty I to Roman Times*. Toronto: Royal Ontario Museum.
- Lauffray, J. 1995. Le mobilier céramique et les objets divers. In *La chapelle d'Achôris à Karnak. Les fouilles, l'architecture, le mobilier et l'anastylose*, edited by J. Lauffray and C. Traunecker, 87–109. Paris: Recherche sur les civilisations.
- Lecuyot, G. 1992. Les tombes VdR 9 à 13 de la Vallée des Reines. *Memnonia* 3: 89–129.
- . 1996. La céramique de la Vallée des Reines. Bilan préliminaire. *CCE* 4: 145–169.
- Lortet, L., and C. Gaillard. 1903. *La faune momifiée de l'Ancienne Égypte*. Lyon: Henri Georg.
- Pierrat, G. 1996. Évolution de la céramique de Tôd du I<sup>er</sup> au VII<sup>e</sup> siècle apr. J.-C. *CCE* 4: 189–206.
- Spencer, A. J., and D. M. Bailey. 1982. *British Museum Expedition to Middle Egypt, Ashmunein 1981*, British Museum Occasional Paper, No. 41. London: British Museum Press.
- Tomber, R. 1992. Early Roman Pottery from Mons Claudianus. *CCE* 3: 137–142.
- . 2006. The Pottery. In *Survey and Excavation. Mons Claudianus 1987–1993. Vol. III: Ceramic Vessels and Related Objects*, edited by V. A. Maxfield and D. P. S. Peacock, 3–236. Cairo: IFAO.

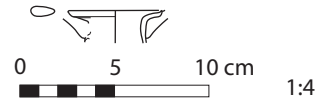
## Early Roman 1

**Site:** Mons Claudianus  
**Shape:** single-handled globular flagon with spout  
**Material:** Fabric 2  
**Manufacture:** thrown  
**Surface:** patchy dull light red slip on outside  
**Reference:** Tomber 2006: 27–28, Figure 1.6: 1-46, Type 1 (thin-walled ware)  
**Dating:** Roman Period



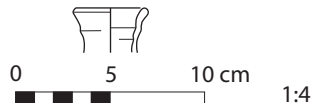
## Early Roman 2

**Site:** Mons Claudianus  
**Shape:** single (?)-handled flagon with broad rim and slightly upturned lip  
**Material:** Fabric 1  
**Manufacture:** thrown  
**Surface:** plain  
**Reference:** Tomber 2006: 27–28, Figure 1.6: 2-47, Type 2 (thin-walled ware)  
**Dating:** Antonine (138–161 A.D.)



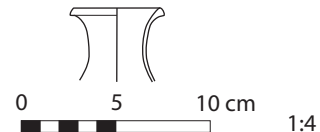
## Early Roman 3

**Site:** Mons Claudianus  
**Shape:** flagon with slightly grooved upright rim  
**Material:** Fabric 3  
**Manufacture:** thrown  
**Surface:** plain  
**Reference:** Tomber 2006: 27–28, Figure 1.6: 3-48, Type 3 (thin-walled ware)  
**Dating:** Trajanic (98–117 A.D.)+



## Early Roman 4

**Site:** Mons Claudianus  
**Shape:** narrow-mouthed jar with out-turned triangular-shaped rim and long neck  
**Material:** Fabric 3  
**Manufacture:** thrown  
**Surface:** plain  
**Reference:** Tomber 2006: 28, Figure 1.6: 4-49, Type 4 (thin-walled ware)  
**Dating:** Hadrianic (117–138 A.D.)



## Early Roman 5

**Site:** Mons Claudianus

**Shape:** narrow-mouthed jar with short neck and slightly grooved rim

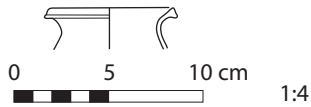
**Material:** Fabric 2

**Manufacture:** thrown

**Surface:** plain

**Reference:** Tomber 2006: 28, Figure 1.6: 5-50, Type 5 (thin-walled ware)

**Dating:** Trajanic (98–117 A.D.)+



## Early Roman 6

**Site:** Mons Claudianus

**Shape:** narrow-mouthed jar with flattened rim, grooved on top

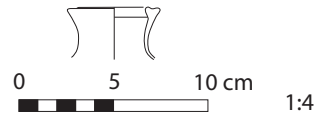
**Material:** Fabric 3

**Manufacture:** thrown

**Surface:** plain

**Reference:** Tomber 2006: 28, Figure 1.6: 6-51, Type 6 (thin-walled ware)

**Dating:** Trajanic (98–117 A.D.)+



## Early Roman 7

**Site:** Mons Claudianus

**Shape:** narrow-mouthed jar with slightly everted plain rim, long neck, and broad shoulders

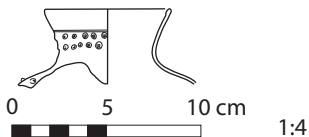
**Material:** Fabric 1/2

**Manufacture:** thrown

**Surface:** plain, with white barbotine decoration

**Reference:** Tomber 2006: 28, Figure 1.6: 7-53, Type 7 (thin-walled ware)

**Dating:** Trajanic (98–117 A.D.)+



## Early Roman 8

**Site:** Mons Claudianus

**Shape:** narrow-mouthed jar with slightly everted thickened rim

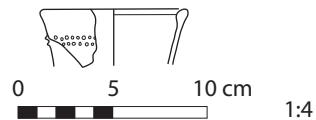
**Material:** Fabric 3

**Manufacture:** thrown

**Surface:** plain, with white barbotine decoration

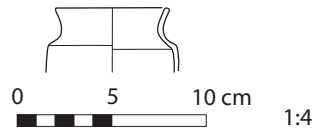
**Reference:** Tomber 2006: 28–29, Figure 1.6: 8-55, Type 8 (thin-walled ware)

**Dating:** Trajanic (98–117 A.D.)+



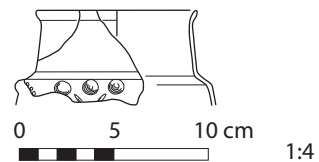
## Early Roman 9

**Site:** Mons Claudianus  
**Shape:** beaker with carinated shoulder  
**Material:** Fabric 2  
**Manufacture:** thrown  
**Surface:** plain  
**Reference:** Tomber 2006: 29–30, Figure 1.7: 9–57, Type 9 (thin-walled ware)  
**Dating:** Early Antonine (138–161 A.D.)



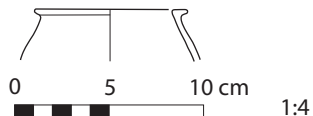
## Early Roman 10

**Site:** Mons Claudianus  
**Shape:** beaker with long neck and carinated shoulder  
**Material:** Fabric 1  
**Manufacture:** thrown  
**Surface:** plain, with barbotine decoration  
**Reference:** Tomber 2006: 29–30, Figure 1.7: 10–58, Type 10 (thin-walled ware)  
**Dating:** Trajanic (98–117 A.D.)+



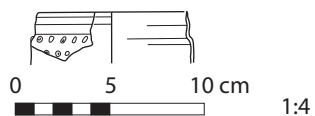
## Early Roman 11

**Site:** Mons Claudianus  
**Shape:** globular beaker with sharply everted rim  
**Material:** Fabric 2  
**Manufacture:** thrown  
**Surface:** plain  
**Reference:** Tomber 2006: 29–30, Figure 1.7: 12–60, Type 12 (thin-walled ware)  
**Dating:** Hadrianic (117–138 A.D.)



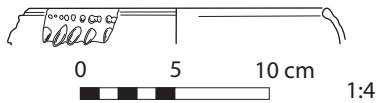
## Early Roman 12

**Site:** Mons Claudianus  
**Shape:** beaker with straight walls and upright rim  
**Material:** Fabric 1/2  
**Manufacture:** thrown  
**Surface:** plain, with white barbotine decoration  
**Reference:** Tomber 2006: 29–30, Figure 1.7: 13–61, Type 13 (thin-walled ware)  
**Dating:** Trajanic (98–117 A.D.)+



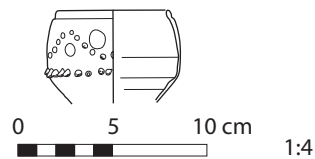
### Early Roman 13

**Site:** Mons Claudianus  
**Shape:** beaker with incurved rim and wide girth  
**Material:** Fabric 3  
**Manufacture:** thrown  
**Surface:** plain, with white barbotine decoration  
**Reference:** Tomber 2006: 29–30, Figure 1.7: 14–62, Type 14 (thin-walled ware)  
**Dating:** Antonine (138–161 A.D.)



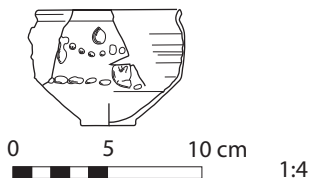
### Early Roman 14

**Site:** Mons Claudianus  
**Shape:** beaker with incurved rim  
**Material:** Fabric 3  
**Manufacture:** thrown  
**Surface:** plain, with white barbotine decoration  
**Reference:** Tomber 2006: 29–31, Figure 1.7: 15–63, Type 15 (thin-walled ware)  
**Dating:** Trajanic (98–117 A.D.)+



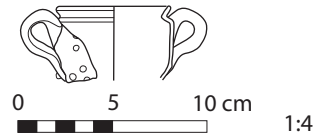
### Early Roman 15

**Site:** Mons Claudianus  
**Shape:** beaker with slightly everted rim, ledged shoulder, and flat base  
**Material:** Fabric 3  
**Manufacture:** thrown  
**Surface:** plain, with white barbotine decoration  
**Reference:** Tomber 2006: 30–31, Figure 1.7: 16–73, Type 16 (thin-walled ware)  
**Dating:** Trajanic (98–117 A.D.)+



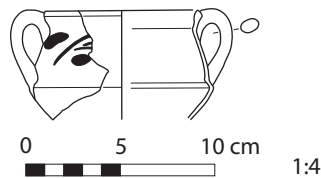
### Early Roman 16

**Site:** Mons Claudianus  
**Shape:** beaker with slightly everted rim, ledged shoulder, and two vertical handles  
**Material:** Fabric 1  
**Manufacture:** thrown  
**Surface:** plain, with white barbotine decoration  
**Reference:** Tomber 2006: 32–33, Figure 1.8: 19–85, Type 19 (thin-walled ware)  
**Dating:** Hadrianic (117–138 A.D.)



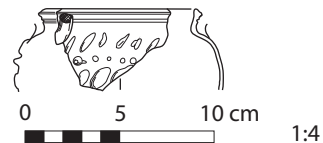
## Early Roman 17

**Site:** Mons Claudianus  
**Shape:** carinated double-handled beaker with enlarged everted rim  
**Material:** uncertain  
**Manufacture:** thrown  
**Surface:** plain, with black painted decoration outside  
**Reference:** Tomber 2006: 32–33, Figure 1.8: 20–86, Type 20 (thin-walled ware)  
**Dating:** Hadrianic (117–138 A.D.)



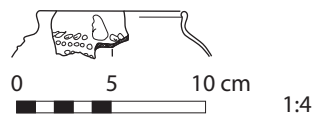
## Early Roman 18

**Site:** Mons Claudianus  
**Shape:** globular double-handled beaker with slightly everted, grooved, triangular-shaped rim  
**Material:** Fabric 3  
**Manufacture:** thrown  
**Surface:** plain, with white barbotine decoration  
**Reference:** Tomber 2006: 32–33, Figure 1.8: 21–87, Type 21 (thin-walled ware)  
**Dating:** Roman Period



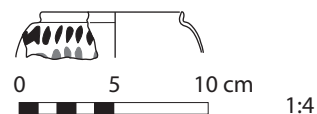
## Early Roman 19

**Site:** Mons Claudianus  
**Shape:** globular beaker with upright rim, lipped inside  
**Material:** Fabric 3  
**Manufacture:** thrown  
**Surface:** plain, with white barbotine decoration  
**Reference:** Tomber 2006: 32–33, Figure 1.8: 22–88, Type 22 (thin-walled ware)  
**Dating:** Trajanic (98–117 A.D.)



## Early Roman 20

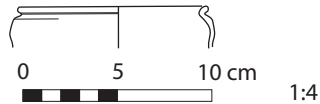
**Site:** Mons Claudianus  
**Shape:** globular beaker with plain slightly everted rim  
**Material:** Fabric 1  
**Manufacture:** thrown  
**Surface:** plain, with black and red painted decoration  
**Reference:** Tomber 2006: 33, Figure 1.8: 23–89, Type 23 (thin-walled ware)  
**Dating:** Severan (193–211 A.D.)





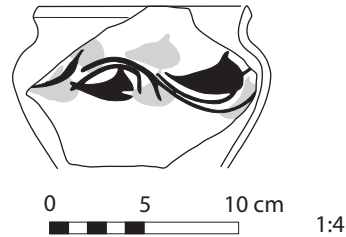
## Early Roman 21

**Site:** Mons Claudianus  
**Shape:** globular beaker with sharply everted plain rim  
**Material:** Fabric 2  
**Manufacture:** thrown  
**Surface:** plain  
**Reference:** Tomber 2006: 33–34, Figure 1.8: 24–90, Type 24 (thin-walled ware)  
**Dating:** Roman Period



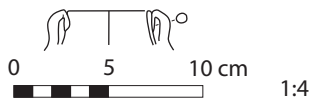
## Early Roman 22

**Site:** Mons Claudianus  
**Shape:** globular carinated beaker  
**Material:** Fabric 1  
**Manufacture:** thrown  
**Surface:** plain, with black and white painted decoration  
**Reference:** Tomber 2006: 33–34, Figure 1.8: 24–94, Type 25 (thin-walled ware)  
**Dating:** Hadrianic (117–138 A.D.) (?)–early Antonine (138–161 A.D.)



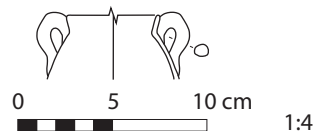
## Early Roman 23

**Site:** Mons Claudianus  
**Shape:** double (?) -handled beaker with upright plain rim  
**Material:** Fabric 4  
**Manufacture:** thrown  
**Surface:** plain  
**Reference:** Tomber 2006: 33–34, Figure 1.8: 26–95, Type 26 (thin-walled ware)  
**Dating:** Roman Period



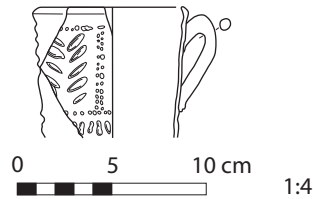
## Early Roman 24

**Site:** Mons Claudianus  
**Shape:** double (?) -handled beaker with plain everted rim  
**Material:** Fabric 3  
**Manufacture:** thrown  
**Surface:** plain  
**Reference:** Tomber 2006: 33–34, Figure 1.8: 27–96, Type 27 (thin-walled ware)  
**Dating:** Trajanic (98–117 A.D.)+



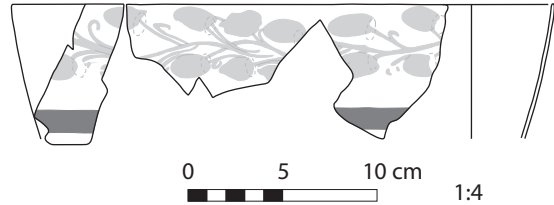
## Early Roman 25

**Site:** Mons Claudianus  
**Shape:** single-handled mug with fairly straight walls and inturned rim  
**Material:** Fabric 1  
**Manufacture:** thrown  
**Surface:** plain, with white barbotine decoration  
**Reference:** Tomber 2006: 34–35, Figure 1.9: 28–97, Type 28 (thin-walled ware)  
**Dating:** Late Antonine (138–161 A.D.) or later



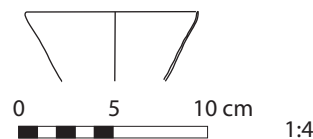
## Early Roman 26

**Site:** Mons Claudianus  
**Shape:** mug with slightly splayed walls and plain rim  
**Material:** Fabric 1/2  
**Manufacture:** thrown  
**Surface:** plain, with white (floral) and red (band) painted decoration  
**Reference:** Tomber 2006: 34–35, Figure 1.9: 29–98, Type 29 (thin-walled ware)  
**Dating:** Hadrianic (117–138 A.D.)



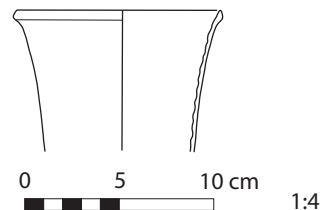
## Early Roman 27

**Site:** Mons Claudianus  
**Shape:** mug with widely splayed walls and upright plain rim  
**Material:** Fabric 1  
**Manufacture:** thrown  
**Surface:** plain  
**Reference:** Tomber 2006: 34–35, Figure 1.9: 30–99, Type 30 (thin-walled ware)  
**Dating:** Roman Period



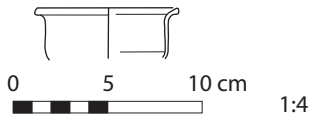
## Early Roman 28

**Site:** Mons Claudianus  
**Shape:** mug with flaring walls and slightly triangular rim  
**Material:** Fabric 2  
**Manufacture:** thrown  
**Surface:** plain  
**Reference:** Tomber 2006: 35, Figure 1.9: 31–100, Type 31 (thin-walled ware)  
**Dating:** Severan (193–211 A.D.)



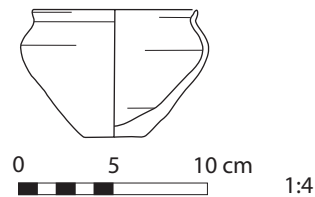
## Early Roman 29

**Site:** Mons Claudianus  
**Shape:** carinated bowl  
**Material:** Fabric 3  
**Manufacture:** thrown  
**Surface:** plain  
**Reference:** Tomber 2006: 36–37,  
 Figure 1.10: 32–106, Type 32  
 (thin-walled ware)  
**Dating:** Trajanic (98–117 A.D.)



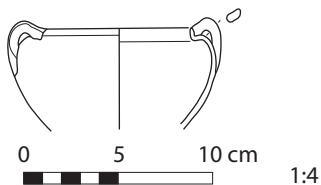
## Early Roman 30

**Site:** Mons Claudianus  
**Shape:** carinated bowl with flat base  
**Material:** Fabric 2  
**Manufacture:** thrown  
**Surface:** plain  
**Reference:** Tomber 2006: 36–37,  
 Figure 1.10: 33–108, Type 33  
 (thin-walled ware)  
**Dating:** Trajanic (98–117 A.D.)



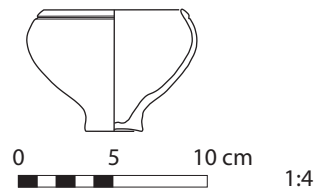
## Early Roman 31

**Site:** Mons Claudianus  
**Shape:** carinated bowl with small plain rim  
**Material:** Fabric 2  
**Manufacture:** thrown  
**Surface:** plain  
**Reference:** Tomber 2006: 36–37,  
 Figure 1.10: 34–113, Type 34  
 (thin-walled ware)  
**Dating:** Trajanic (98–117 A.D.)+



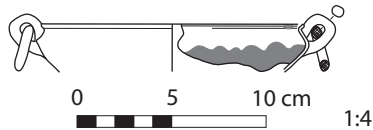
## Early Roman 32

**Site:** Mons Claudianus  
**Shape:** hemispherical bowl with inturned rim and flat pedestal base  
**Material:** Fabric 2  
**Manufacture:** thrown  
**Surface:** plain  
**Reference:** Tomber 2006: 37–38,  
 Figure 1.10: 35–115, Type 35  
 (thin-walled ware)  
**Dating:** Late Antonine (138–161 A.D.)



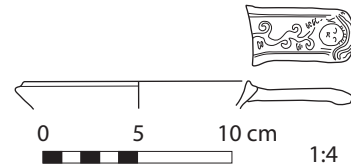
### Early Roman 33

**Site:** Mons Claudianus  
**Shape:** slightly carinated bowl with inside bevel on the rim, has three double-ring handles when complete  
**Material:** Fabric 1  
**Manufacture:** thrown  
**Surface:** plain, with red paint inside  
**Reference:** Tomber 2006: 37–38, Figure 1.10: 36–119, Type 36 (thin-walled ware)  
**Dating:** Severan (193–211 A.D.)



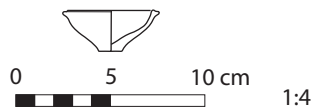
### Early Roman 34

**Site:** Mons Claudianus  
**Shape:** single-handled bowl with enlarged rim, grooved on the top  
**Material:** Fabric 1/2  
**Manufacture:** thrown  
**Surface:** plain, handle is moldmade with garland and head of a woman  
**Reference:** Tomber 2006: 38–39, Figure 1.11: 37–123, Type 37 (thin-walled ware)  
**Dating:** Antonine (138–161 A.D.)



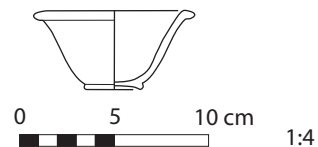
### Early Roman 35

**Site:** Mons Claudianus  
**Shape:** miniature bowl with flat base and grooved rim  
**Material:** Fabric 2  
**Manufacture:** thrown  
**Surface:** plain  
**Reference:** Tomber 2006: 38, Figure 1.11: 38–126, Type 38 (thin-walled ware)  
**Dating:** Trajanic (98–117 A.D.)+



### Early Roman 36

**Site:** Mons Claudianus  
**Shape:** small bowl with slightly flaring walls and a low foot-ring base and out-turned rim  
**Material:** Fabric 4  
**Manufacture:** thrown  
**Surface:** plain  
**Reference:** Tomber 2006: 38–39, Figure 1.11: 39–127, Type 39 (thin-walled ware)  
**Dating:** Severan (193–211 A.D.)



### Early Roman 37

**Site:** Mons Claudianus

**Shape:** small bowl with slightly flaring walls and a low foot-ring base and broad rim, slightly depressed in the center

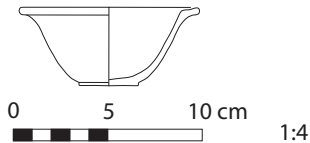
**Material:** Fabric 4

**Manufacture:** thrown

**Surface:** plain

**Reference:** Tomber 2006: 38–39, Figure 1.11: 40–129, Type 40 (thin-walled ware)

**Dating:** Hadrianic (117–138 A.D.)



### Early Roman 38

**Site:** Mons Claudianus

**Shape:** small bowl with slightly flaring walls and a curved rim

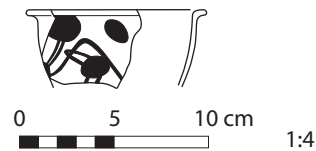
**Material:** Fabric 1

**Manufacture:** thrown

**Surface:** plain, with black painted decoration

**Reference:** Tomber 2006: 40–41, Figure 1.12: 41–132, Type 41 (thin-walled ware)

**Dating:** Hadrianic (117–138 A.D.)



### Early Roman 39

**Site:** Mons Claudianus

**Shape:** bowl or mug with splayed walls and flat rim

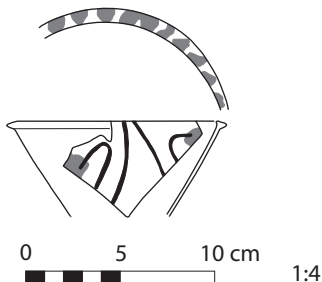
**Material:** Fabric 1 (?)

**Manufacture:** thrown

**Surface:** plain, with black painted decoration and red/brown spots on the rim

**Reference:** Tomber 2006: 40–41, Figure 1.12: 42–133, Type 42 (thin-walled ware)

**Dating:** Late Hadrianic (117–138 A.D.)–early Antonine (138–161 A.D.)



### Early Roman 40

**Site:** Mons Claudianus

**Shape:** bowl or mug with splayed walls and a broad, lightly undulating rim

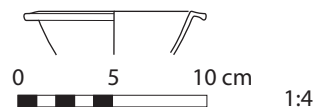
**Material:** Fabric 4

**Manufacture:** thrown

**Surface:** plain

**Reference:** Tomber 2006: 40–41, Figure 1.12: 43–134, Type 43 (thin-walled ware)

**Dating:** Trajanic (98–117 A.D.)



## Early Roman 41

**Site:** Mons Claudianus

**Shape:** bowl with splayed walls, flat grooves on the underside base, and slightly everted rim

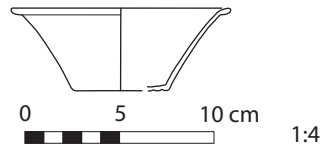
**Material:** Fabric 1

**Manufacture:** thrown

**Surface:** plain

**Reference:** Tomber 2006: 40–41, Figure 1.12: 44–135, Type 44 (thin-walled ware)

**Dating:** Trajanic (98–117 A.D.)+



## Early Roman 42

**Site:** Mons Claudianus

**Shape:** carinated bowl with flat base and plain rim, upright and slightly inturned

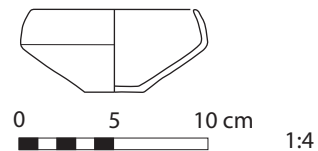
**Material:** uncertain

**Manufacture:** thrown

**Surface:** plain

**Reference:** Tomber 2006: 41, Figure 1.12: 46–137, Type 46 (thin-walled ware)

**Dating:** Antonine (138–161 A.D.)



## Early Roman 43

**Site:** Mons Claudianus

**Shape:** hemispherical bowl with plain rim, slightly inturned

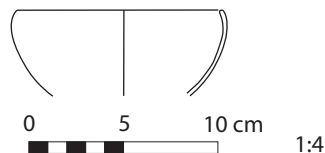
**Material:** Fabric 1/2

**Manufacture:** thrown

**Surface:** plain

**Reference:** Tomber 2006: 41–42, Figure 1.12: 47–139, Type 47 (thin-walled ware)

**Dating:** Antonine (138–161 A.D.)



## Early Roman 44

**Site:** Mons Claudianus

**Shape:** shallow bowl with curved walls and plain upright rim

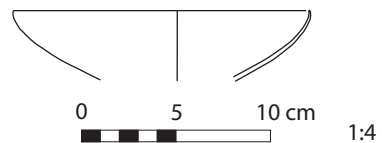
**Material:** Fabric 1

**Manufacture:** thrown

**Surface:** plain

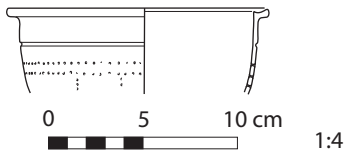
**Reference:** Tomber 2006: 41–42, Figure 1.12: 48–140, Type 48 (thin-walled ware)

**Dating:** Antonine (138–161 A.D.)



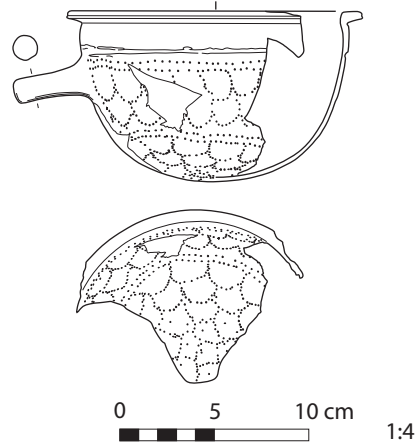
## Early Roman 45

**Site:** Mons Claudianus  
**Shape:** colander with hemispherical body and broad depressed rim  
**Material:** Fabric 1  
**Manufacture:** thrown  
**Surface:** plain  
**Reference:** Tomber 2006: 41–42, Figure 1.12: 49–141, Type 49 (thin-walled ware)  
**Dating:** Late Antonine (138–161 A.D.)



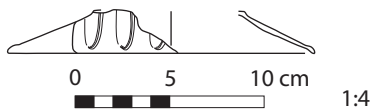
## Early Roman 46

**Site:** Mons Claudianus  
**Shape:** colander with hemispherical body and flat rim, grooved on the outside lip, with one rounded handle  
**Material:** Fabric 1/2  
**Manufacture:** thrown  
**Surface:** plain  
**Reference:** Tomber 2006: 41–42, Figure 1.12: 50–142, Type 50 (thin-walled ware)  
**Dating:** Antonine (138–161 A.D.) or earlier



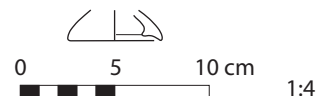
## Early Roman 47

**Site:** Mons Claudianus  
**Shape:** indented shallow lid  
**Material:** Fabric 1  
**Manufacture:** thrown  
**Surface:** plain, but with decorative relief  
**Reference:** Tomber 2006: 42–43, Figure 1.13: 51–143, Type 51 (thin-walled ware)  
**Dating:** Roman Period



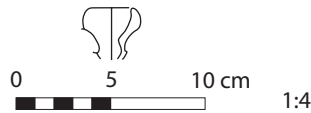
## Early Roman 48

**Site:** Mons Claudianus  
**Shape:** lid with broad grooved rim  
**Material:** Fabric 1  
**Manufacture:** thrown  
**Surface:** plain  
**Reference:** Tomber 2006: 42–43, Figure 1.13: 52–144, Type 52 (thin-walled ware)  
**Dating:** mid-1st century A.D.



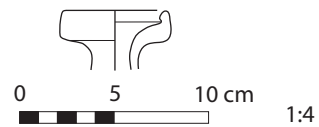
## Early Roman 49

**Site:** Mons Claudianus  
**Shape:** single-handle flagon with slightly inturned rim and cup-like mouth  
**Material:** Aswan  
**Manufacture:** thrown  
**Surface:** plain  
**Reference:** Tomber 2006: 51–52, Figure 1.18: 1-190, Type 1 (flagons, beakers, and mugs)  
**Dating:** Roman Period



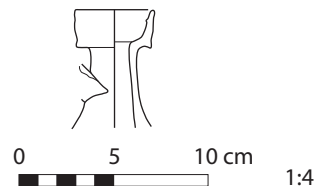
## Early Roman 50

**Site:** Mons Claudianus  
**Shape:** single(?)-handled flagon with plain upright rim and cup-like mouth  
**Material:** marl fabric 1  
**Manufacture:** thrown  
**Surface:** plain  
**Reference:** Tomber 2006: 51–52, Figure 1.18: 2-191, Type 2 (flagons, beakers, and mugs)  
**Dating:** Antonine (138–161 A.D.)



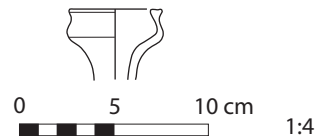
## Early Roman 51

**Site:** Mons Claudianus  
**Shape:** single-handled flagon with long neck, collared rim, and cup-like mouth  
**Material:** Aswan  
**Manufacture:** thrown  
**Surface:** plain  
**Reference:** Tomber 2006: 52, Figure 1.18: 5-195, Type 5 (flagons, beakers, and mugs)  
**Dating:** Trajanic (98–117 A.D.)+



## Early Roman 52

**Site:** Mons Claudianus  
**Shape:** flagon with flat rim, grooved on top, and cup-like mouth  
**Material:** imported fabric(?), calcareous  
**Manufacture:** thrown  
**Surface:** plain  
**Reference:** Tomber 2006: 52, Figure 1.18: 6-196, Type 6 (flagons, beakers, and mugs)  
**Dating:** Late Antonine (138–161 A.D.)





### Early Roman 53

**Site:** Mons Claudianus

**Shape:** single-handled flagon with broad, slightly depressed angled rim and cup-like mouth

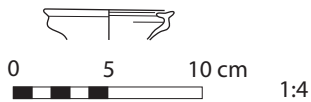
**Material:** Aswan

**Manufacture:** thrown

**Surface:** plain

**Reference:** Tomber 2006: 52, Figure 1.18: 7-197, Type 7 (flagons, beakers, and mugs)

**Dating:** Antonine (138–161 A.D.)



### Early Roman 54

**Site:** Mons Claudianus

**Shape:** single-handled flagon with cup-like mouth, flattened rim, square body profile, and high ring base

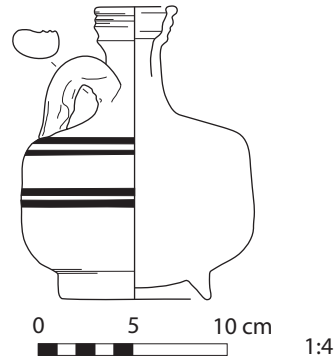
**Material:** Aswan

**Manufacture:** thrown

**Surface:** plain, with black painted decoration

**Reference:** Tomber 2006: 52–53, Figure 1.18: 9–199, Type 9 (flagons, beakers, and mugs)

**Dating:** Hadrianic (117–138 A.D.)



### Early Roman 55

**Site:** Mons Claudianus

**Shape:** small single-handled flagon with long neck and cup-like mouth

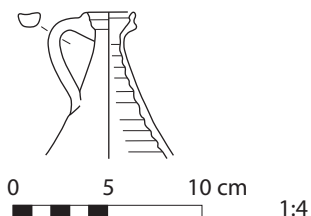
**Material:** silt

**Manufacture:** thrown

**Surface:** plain

**Reference:** Tomber 2006: 52–53, Figure 1.18: 10–200, Type 10 (flagons, beakers, and mugs)

**Dating:** Antonine (138–161 A.D.)



### Early Roman 56

**Site:** Mons Claudianus

**Shape:** globular double-handled flagon with narrow neck, thick grooved rim, and cup-like mouth

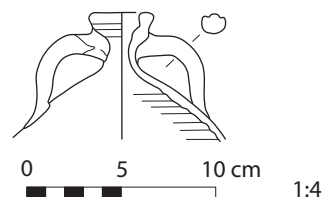
**Material:** silt

**Manufacture:** thrown

**Surface:** plain

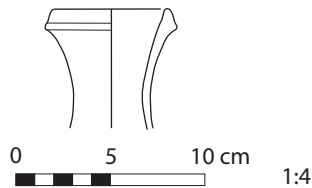
**Reference:** Tomber 2006: 53–54, Figure 1.20: 11–201, Type 11 (flagons, beakers, and mugs)

**Dating:** Severan (193–211 A.D.)



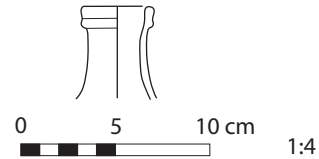
## Early Roman 57

**Site:** Mons Claudianus  
**Shape:** flagon with long neck and everted grooved rim  
**Material:** Aswan  
**Manufacture:** thrown  
**Surface:** plain  
**Reference:** Tomber 2006: 53–54, Figure 1.20: 12–202, Type 12 (flagons, beakers, and mugs)  
**Dating:** Antonine (138–161 A.D.)



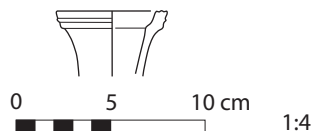
## Early Roman 58

**Site:** Mons Claudianus  
**Shape:** flagon with long neck and upright grooved rim  
**Material:** silt  
**Manufacture:** thrown  
**Surface:** plain  
**Reference:** Tomber 2006: 53–54, Figure 1.20: 13–204, Type 13 (flagons, beakers, and mugs)  
**Dating:** Late Antonine (138–161 A.D.)



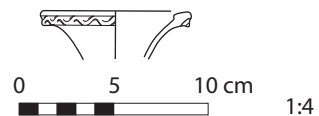
## Early Roman 59

**Site:** Mons Claudianus  
**Shape:** flagon with squared-off rim, molded outside, and with double grooves on the top  
**Material:** Aswan  
**Manufacture:** thrown  
**Surface:** plain  
**Reference:** Tomber 2006: 53–54, Figure 1.20: 14–205, Type 14 (flagons, beakers, and mugs)  
**Dating:** Antonine (138–161 A.D.)



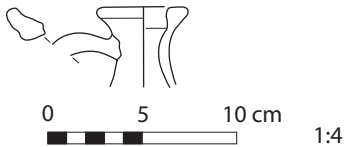
## Early Roman 60

**Site:** Mons Claudianus  
**Shape:** flagon with flattened internal rim and applied wavy strip around the outside of the rim  
**Material:** Aswan  
**Manufacture:** thrown  
**Surface:** plain  
**Reference:** Tomber 2006: 54, Figure 1.20: 15–206, Type 15 (flagons, beakers, and mugs)  
**Dating:** Trajanic (98–117 A.D.)+



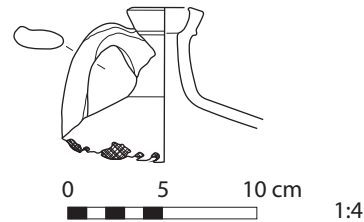
## Early Roman 61

**Site:** Mons Claudianus  
**Shape:** small single-handled flagon with triangular-shaped rim, flattened on top  
**Material:** silt  
**Manufacture:** thrown  
**Surface:** plain  
**Reference:** Tomber 2006: 54, Figure 1.20: 16-207, Type 16 (flagons, beakers, and mugs)  
**Dating:** Roman Period



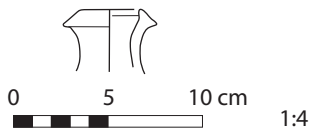
## Early Roman 62

**Site:** Mons Claudianus  
**Shape:** globular single-handled flagon with molded, collared rim, and inturned lip  
**Material:** Aswan  
**Manufacture:** thrown  
**Surface:** plain  
**Reference:** Tomber 2006: 54-55, Figure 1.20: 17-208, Type 17 (flagons, beakers, and mugs)  
**Dating:** Late Antonine (138-161 A.D.)



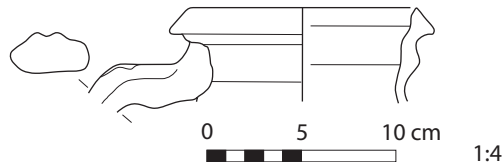
## Early Roman 63

**Site:** Mons Claudianus  
**Shape:** flagon with undulating triangular-shaped rim and lip inside  
**Material:** silt  
**Manufacture:** thrown  
**Surface:** plain  
**Reference:** Tomber 2006: 54-55, Figure 1.20: 18-209, Type 18 (flagons, beakers, and mugs)  
**Dating:** Severan (193-211 A.D.)



## Early Roman 64

**Site:** Mons Claudianus  
**Shape:** single (?) -handled flagon with triangular-shaped rim  
**Material:** Aswan (?)  
**Manufacture:** thrown  
**Surface:** plain  
**Reference:** Tomber 2006: 54-55, Figure 1.20: 19-211, Type 19 (flagons, beakers, and mugs)  
**Dating:** Trajanic (98-117 A.D.)+



## Early Roman 65

**Site:** Mons Claudianus

**Shape:** single-handled flagon with long neck, globular body, and out-turned rim

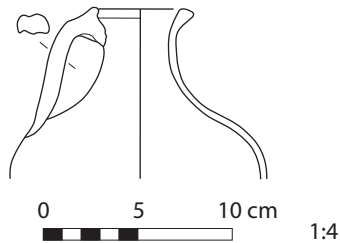
**Material:** Aswan

**Manufacture:** thrown

**Surface:** plain

**Reference:** Tomber 2006: 54–55, Figure 1.20: 20–212, Type 20 (flagons, beakers, and mugs)

**Dating:** Hadrianic (117–138 A.D.)



## Early Roman 66

**Site:** Mons Claudianus

**Shape:** flagon with long neck and slightly out-turned rim

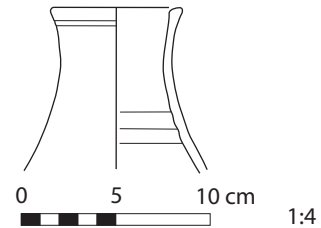
**Material:** Aswan

**Manufacture:** thrown

**Surface:** plain, with black painted rim top

**Reference:** Tomber 2006: 54–55, Figure 1.20: 21–213, Type 21 (flagons, beakers, and mugs)

**Dating:** mid-1st century A.D.



## Early Roman 67

**Site:** Mons Claudianus

**Shape:** small single-handled flagon with cylindrical neck and upright rim

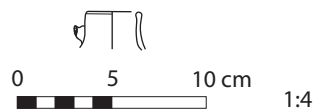
**Material:** marl fabric 2

**Manufacture:** thrown

**Surface:** plain

**Reference:** Tomber 2006: 54–55, Figure 1.20: 22–214, Type 22 (flagons, beakers, and mugs)

**Dating:** Antonine (138–161 A.D.)



## Early Roman 68

**Site:** Mons Claudianus

**Shape:** small single-handled flagon with triangular-shaped rim

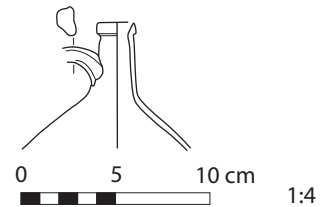
**Material:** Aswan

**Manufacture:** thrown

**Surface:** plain

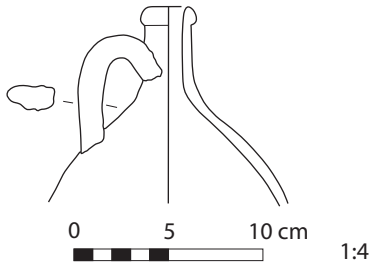
**Reference:** Tomber 2006: 54–55, Figure 1.20: 23–215, Type 23 (flagons, beakers, and mugs)

**Dating:** Trajanic (98–117 A.D.)



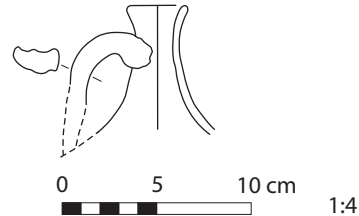
## Early Roman 69

**Site:** Mons Claudianus  
**Shape:** small single-handled globular flagon with long neck and round rim  
**Material:** Aswan  
**Manufacture:** thrown  
**Surface:** plain  
**Reference:** Tomber 2006: 54, 56, Figure 1.20: 24-216, Type 24 (flagons, beakers, and mugs)  
**Dating:** Roman Period



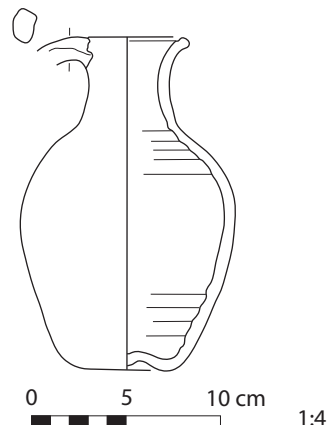
## Early Roman 70

**Site:** Mons Claudianus  
**Shape:** single-handled flagon with long, narrow neck and plain, slightly everted rim  
**Material:** Aswan  
**Manufacture:** thrown  
**Surface:** plain  
**Reference:** Tomber 2006: 54, 56, Figure 1.20: 25-217, Type 25 (flagons, beakers, and mugs)  
**Dating:** Roman Period



## Early Roman 71

**Site:** Mons Claudianus  
**Shape:** single-handled flagon with long, narrow neck and plain, everted rim  
**Material:** marl fabric 1  
**Manufacture:** thrown  
**Surface:** plain  
**Reference:** Tomber 2006: 54, 56, Figure 1.20: 26-220, Type 26 (flagons, beakers, and mugs)  
**Dating:** Trajanic (98-117 A.D.)



## Early Roman 72

**Site:** Mons Claudianus

**Shape:** flagon with inturned flat rim and straight neck

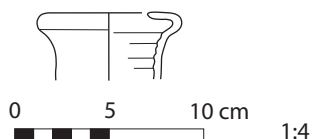
**Material:** imported silty fabric (?)

**Manufacture:** thrown

**Surface:** plain

**Reference:** Tomber 2006: 54, 56, Figure 1.20: 27-221, Type 27 (flagons, beakers, and mugs)

**Dating:** Antonine (138–161 A.D.) or Severan (193–211 A.D.)



## Early Roman 73

**Site:** Mons Claudianus

**Shape:** biconical single-handled flagon with ring base and inturned rim

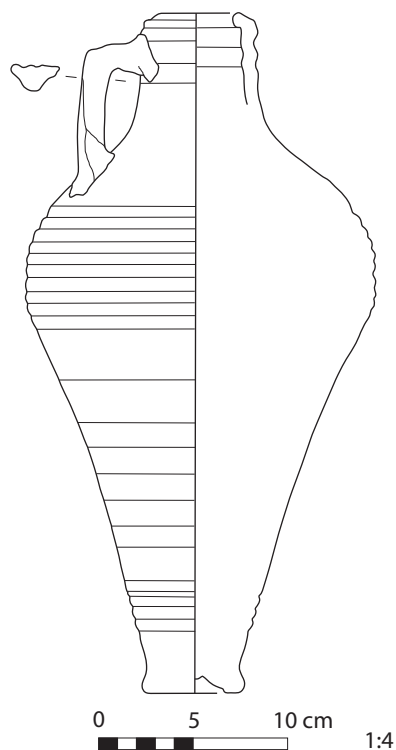
**Material:** silt

**Manufacture:** thrown

**Surface:** plain

**Reference:** Tomber 2006: 54, 56, Figure 1.20: 28-223, Type 28 (flagons, beakers, and mugs)

**Dating:** Late Antonine (138–161 A.D.)



## Early Roman 74

**Site:** Mons Claudianus

**Shape:** squat globular single-handled flagon with ring base, long wide neck, and plain rim

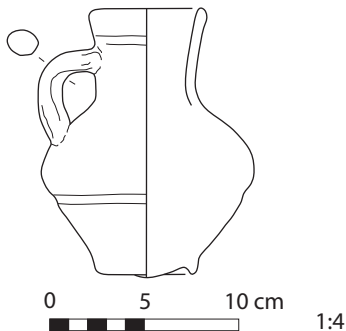
**Material:** marl fabric 1

**Manufacture:** thrown

**Surface:** plain

**Reference:** Tomber 2006: 54, 56, Figure 1.20: 29-224, Type 29 (flagons, beakers, and mugs)

**Dating:** Hadrianic (117-138 A.D.)



## Early Roman 75

**Site:** Mons Claudianus

**Shape:** double-handled flagon with triangular-shaped rim

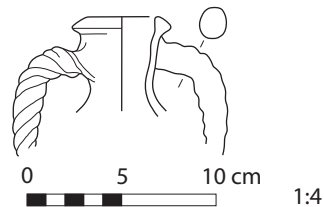
**Material:** silt

**Manufacture:** thrown

**Surface:** plain

**Reference:** Tomber 2006: 57, 59, Figure 1.21: 30-225, Type 30 (flagons, beakers, and mugs)

**Dating:** Severan (193-211 A.D.)



## Early Roman 76

**Site:** Mons Claudianus

**Shape:** globular (?) double-handled flagon with everted plain rim

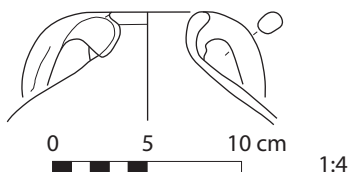
**Material:** silt

**Manufacture:** thrown

**Surface:** plain

**Reference:** Tomber 2006: 57, 59, Figure 1.21: 31-226, Type 31 (flagons, beakers, and mugs)

**Dating:** Trajanic (98-117 A.D.)+



## Early Roman 77

**Site:** Mons Claudianus

**Shape:** globular double-handled flagon with everted rim

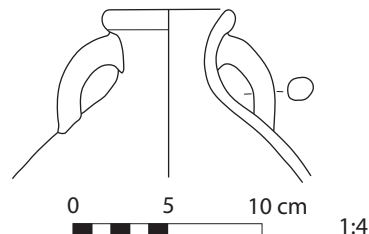
**Material:** marl fabric 2/3

**Manufacture:** thrown

**Surface:** dull red/brown-washed exterior

**Reference:** Tomber 2006: 57, 59, Figure 1.21: 34-231, Type 34 (flagons, beakers, and mugs)

**Dating:** Roman Period



## Early Roman 78

**Site:** Mons Claudianus

**Shape:** double-handled flagon with long neck and overturned grooved rim

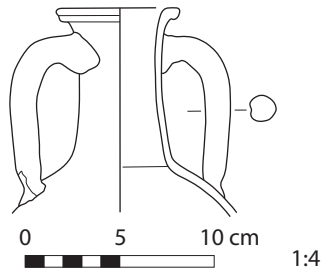
**Material:** silt

**Manufacture:** thrown

**Surface:** plain

**Reference:** Tomber 2006: 57–59, Figure 1.21: 35–234, Type 35 (flagons, beakers, and mugs)

**Dating:** Trajanic (98–117 A.D.)



## Early Roman 79

**Site:** Mons Claudianus

**Shape:** small double-handled flagon, bulbous and globular in shape, with long neck and triangular-shaped rim

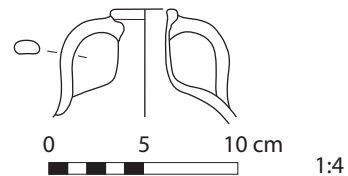
**Material:** marl fabric 1

**Manufacture:** thrown

**Surface:** plain

**Reference:** Tomber 2006: 58–59, Figure 1.21: 36–237, Type 36 (flagons, beakers, and mugs)

**Dating:** Hadrianic (117–138 A.D.)



## Early Roman 80

**Site:** Mons Claudianus

**Shape:** small double-handled flagon with shoulder carination

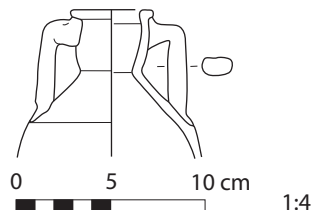
**Material:** silt

**Manufacture:** thrown

**Surface:** plain

**Reference:** Tomber 2006: 58–59, Figure 1.21: 37–240, Type 37 (flagons, beakers, and mugs)

**Dating:** Trajanic (98–117 A.D.)



## Early Roman 81

**Site:** Mons Claudianus

**Shape:** double-handled flagon with long wide neck and squared-off rim

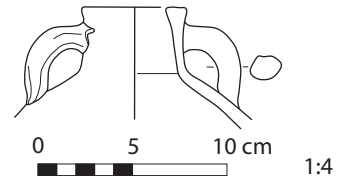
**Material:** marl fabric 2

**Manufacture:** thrown

**Surface:** plain

**Reference:** Tomber 2006: 58–59, Figure 1.21: 38–242, Type 38 (flagons, beakers, and mugs)

**Dating:** Trajanic (98–117 A.D.)+





## Early Roman 82

**Site:** Mons Claudianus

**Shape:** double-handled flagon with long wide neck and triangular rim

**Material:** marl fabric 2

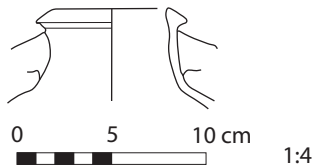
**Manufacture:** thrown

**Surface:** plain

**Reference:** Tomber 2006: 59–60,

Figure 1.21: 41–247, Type 41  
(flagons, beakers, and mugs)

**Dating:** Roman Period



## Early Roman 83

**Site:** Mons Claudianus

**Shape:** double-handled flagon with wide neck and out-turned squared-off rim, lipped inside

**Material:** Aswan

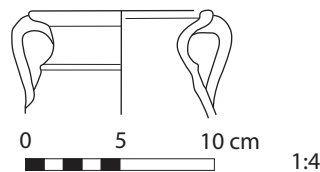
**Manufacture:** thrown

**Surface:** plain

**Reference:** Tomber 2006: 59–60,

Figure 1.21: 42–249, Type 42  
(flagons, beakers, and mugs)

**Dating:** Trajanic (98–117 A.D.)+



## Early Roman 84

**Site:** Mons Claudianus

**Shape:** globular flagon with molded double lip rim and two small loop handles

**Material:** marl fabric 1

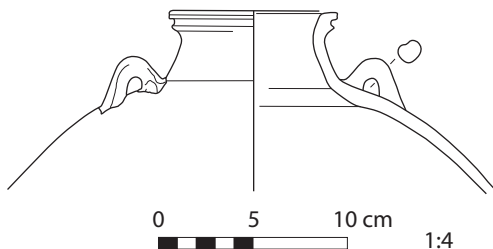
**Manufacture:** thrown

**Surface:** plain

**Reference:** Tomber 2006: 59–60,

Figure 1.21: 43–250, Type 43  
(flagons, beakers, and mugs)

**Dating:** mid-1st century A.D.



## Early Roman 85

**Site:** Mons Claudianus

**Shape:** double (?) -handled flagon with long neck and grooved rim

**Material:** silt

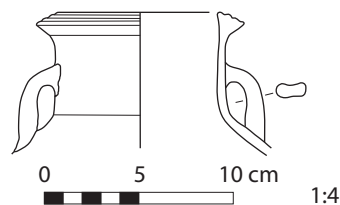
**Manufacture:** thrown

**Surface:** plain

**Reference:** Tomber 2006: 59–60,

Figure 1.21: 44–251, Type 44  
(flagons, beakers, and mugs)

**Dating:** Trajanic (98–117 A.D.)+



## Early Roman 86

---

**Site:** Mons Claudianus

**Shape:** double(?)-handled flagon with long neck, flattened squared-off rim, and deep inside bevel

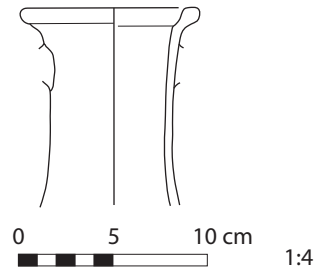
**Material:** silt

**Manufacture:** thrown

**Surface:** plain

**Reference:** Tomber 2006: 59–60, Figure 1.21: 47–254, Type 47 (flagons, beakers, and mugs)

**Dating:** Hadrianic (117–138 A.D.)



## Early Roman 87

---

**Site:** Mons Claudianus

**Shape:** ovaloid, ribbed vessel with inturned rim and two handles

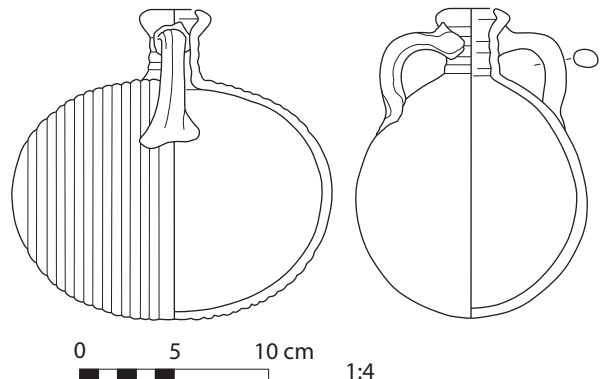
**Material:** silt

**Manufacture:** thrown, the body is made of two bowls joined together, to which the neck and rim are then attached

**Surface:** plain

**Reference:** Tomber 2006: 59, 61, Figure 1.21: 49–258, Type 49 (flagons, beakers, and mugs)

**Dating:** Antonine (138–161 A.D.) or later



## Early Roman 88

**Site:** Mons Claudianus

**Shape:** single-handled spouted flagon with squared-off rim and cup-like mouth

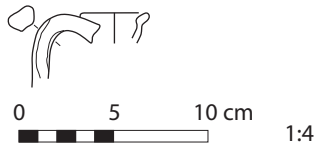
**Material:** Aswan

**Manufacture:** thrown

**Surface:** plain

**Reference:** Tomber 2006: 61, 63, Figure 1.22: 50-259, Type 50 (flagons, beakers, and mugs)

**Dating:** Trajanic (98–117 A.D.)+



## Early Roman 89

**Site:** Mons Claudianus

**Shape:** small globular single-handled spouted flagon with flattened round rim

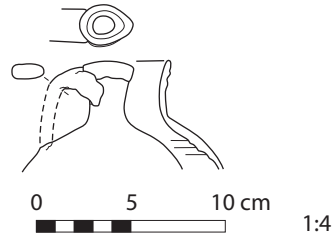
**Material:** Aswan

**Manufacture:** thrown

**Surface:** plain

**Reference:** Tomber 2006: 61, 63, Figure 1.22: 51-260, Type 51 (flagons, beakers, and mugs)

**Dating:** Trajanic (98–117 A.D.)+



## Early Roman 90

**Site:** Mons Claudianus

**Shape:** small, globular, spouted flagon with grooved, round rim, and single handle

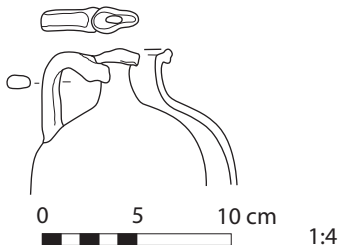
**Material:** silt

**Manufacture:** thrown

**Surface:** plain

**Reference:** Tomber 2006: 61, 63, Figure 1.22: 52-262, Type 52 (flagons, beakers, and mugs)

**Dating:** Antonine (138–161 A.D.)



## Early Roman 91

**Site:** Mons Claudianus

**Shape:** single-handled spouted flagon with round rim

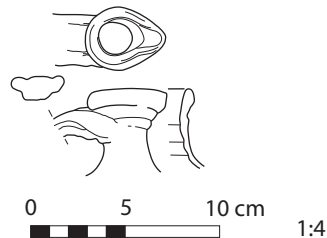
**Material:** silt

**Manufacture:** thrown

**Surface:** plain

**Reference:** Tomber 2006: 62–63, Figure 1.22: 53-264, Type 53 (flagons, beakers, and mugs)

**Dating:** Roman Period



## Early Roman 92

**Site:** Mons Claudianus

**Shape:** single-handled spouted flagon with plain, slightly everted rim

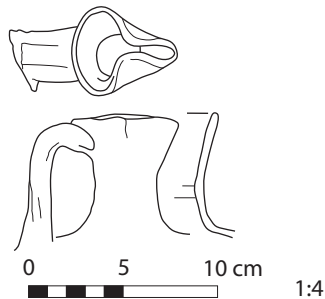
**Material:** Aswan

**Manufacture:** thrown

**Surface:** plain

**Reference:** Tomber 2006: 62–63, Figure 1.22: 55–268, Type 55 (flagons, beakers, and mugs)

**Dating:** Trajanic (98–117 A.D.)+



## Early Roman 93

**Site:** Mons Claudianus

**Shape:** single-handled spouted flagon with plain, widely-spaced, double-lipped, everted rim, and small ring base

**Material:** Egyptian Red Slip

**Manufacture:** thrown

**Surface:** red-coated outside

**Reference:** Tomber 2006: 62–63, Figure 1.22: 56–271, Type 56 (flagons, beakers, and mugs)

**Dating:** Early Antonine (138–161 A.D.)



## Early Roman 94

**Site:** Mons Claudianus

**Shape:** globular flagon with single handle and flat spouted rim

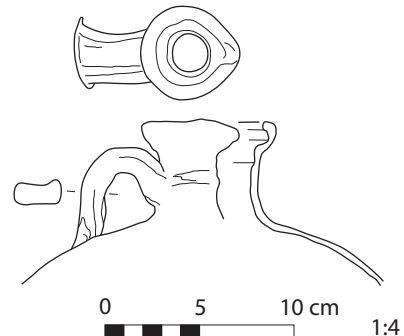
**Material:** Aswan

**Manufacture:** thrown

**Surface:** plain

**Reference:** Tomber 2006: 62–64, Figure 1.22: 57–273, Type 57 (flagons, beakers, and mugs)

**Dating:** Roman Period



## Early Roman 95

**Site:** Mons Claudianus

**Shape:** thin-walled globular single-handled spouted flagon with double-lipped rim

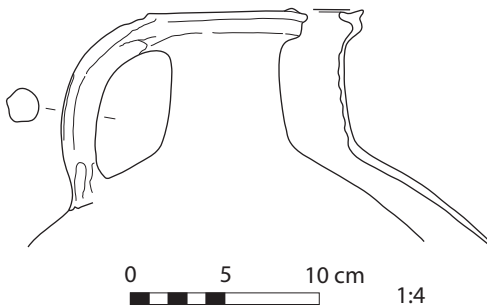
**Material:** silt

**Manufacture:** thrown

**Surface:** plain

**Reference:** Tomber 2006: 63–64, Figure 1.22: 60–276, Type 60 (flagons, beakers, and mugs)

**Dating:** Trajanic (98–117 A.D.)+



## Early Roman 96

**Site:** Mons Claudianus

**Shape:** globular, spouted flagon with squared-off, double-lipped rim, and two handles

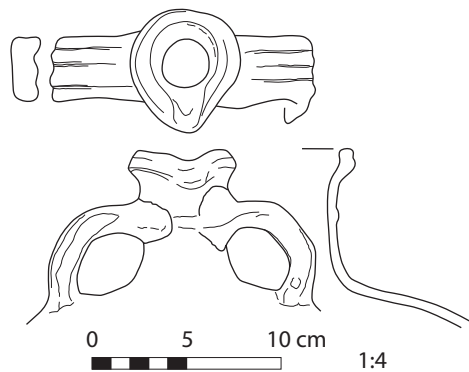
**Material:** Aswan

**Manufacture:** thrown

**Surface:** plain

**Reference:** Tomber 2006: 63–64, Figure 1.22: 61–277, Type 61 (flagons, beakers, and mugs)

**Dating:** Trajanic (98–117 A.D.)+



## Early Roman 97

**Site:** Mons Claudianus

**Shape:** strainer with flat, folded rim, undercut inside

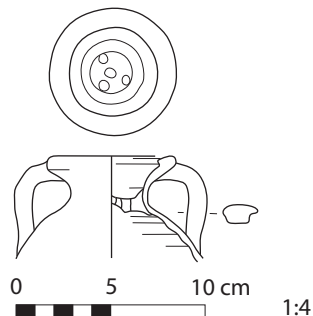
**Material:** Aswan

**Manufacture:** thrown

**Surface:** plain

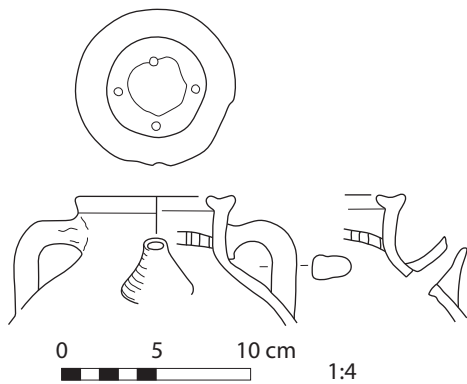
**Reference:** Tomber 2006: 65–66, Figure 1.24: 62–280, Type 62 (flagons, beakers, and mugs)

**Dating:** Roman Period



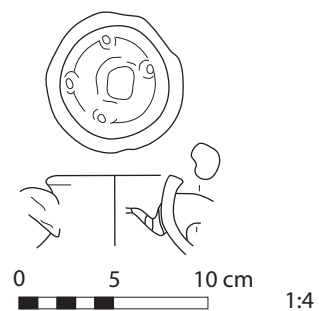
## Early Roman 98

**Site:** Mons Claudianus  
**Shape:** strainer with concave rim, lipped inside and outside  
**Material:** marl fabric 2  
**Manufacture:** thrown  
**Surface:** plain  
**Reference:** Tomber 2006: 65–66, Figure 1.24: 63–281, Type 63 (flagons, beakers, and mugs)  
**Dating:** Roman Period



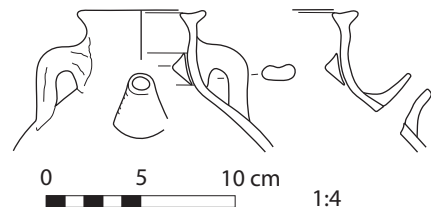
## Early Roman 99

**Site:** Mons Claudianus  
**Shape:** strainer with slightly everted rim, squared-off in section  
**Material:** marl  
**Manufacture:** thrown  
**Surface:** plain  
**Reference:** Tomber 2006: 65–66, Figure 1.24: 64–284, Type 64 (flagons, beakers, and mugs)  
**Dating:** Antonine (138–161 A.D.)



## Early Roman 100

**Site:** Mons Claudianus  
**Shape:** spouted vessel with a ledge inside the neck  
**Material:** marl fabric 2  
**Manufacture:** thrown  
**Surface:** plain  
**Reference:** Tomber 2006: 66, Figure 1.24: 66–287, Type 66 (flagons, beakers, and mugs)  
**Dating:** mid-1st century A.D.



## Early Roman 101

**Site:** Mons Claudianus

**Shape:** round pilgrim flask with two handles and everted rim

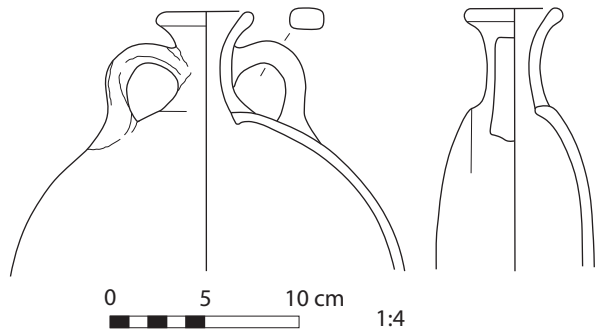
**Material:** marl fabric 2

**Manufacture:** thrown

**Surface:** plain

**Reference:** Tomber 2006: 67–68, Figure 1.25: 69–291, Type 69 (flagons, beakers, and mugs)

**Dating:** Antonine (138–161 A.D.)



## Early Roman 102

**Site:** Mons Claudianus

**Shape:** ribbed costrel with long narrow neck

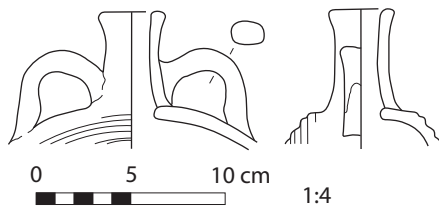
**Material:** marl fabric 1

**Manufacture:** thrown

**Surface:** plain

**Reference:** Tomber 2006: 67–68,  
Figure 1.25: 70–292, Type 70  
(flagons, beakers, and mugs)

**Dating:** Antonine (138–161 A.D.)



## Early Roman 103

**Site:** Mons Claudianus

**Shape:** costrel with double-lipped rim

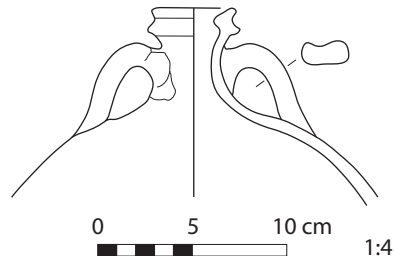
**Material:** marl

**Manufacture:** thrown

**Surface:** plain

**Reference:** Tomber 2006: 67–68,  
Figure 1.25: 73–296, Type 73  
(flagons, beakers, and mugs)

**Dating:** Antonine (138–161 A.D.),  
Severan (193–211 A.D.)



## Early Roman 104

**Site:** Mons Claudianus

**Shape:** costrel with sharply everted and double-lipped rim

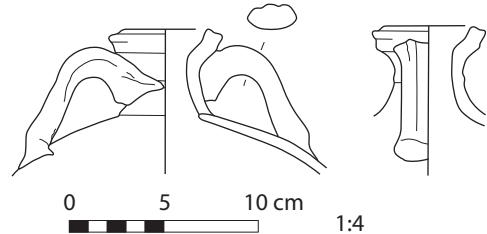
**Material:** Aswan

**Manufacture:** thrown

**Surface:** plain

**Reference:** Tomber 2006: 68, Figure 1.25: 74-299, Type 74 (flagons, beakers, and mugs)

**Dating:** Antonine (138–161 A.D.)



## Early Roman 105

**Site:** Mons Claudianus

**Shape:** ribbed costrel with out-turned and flattened rim

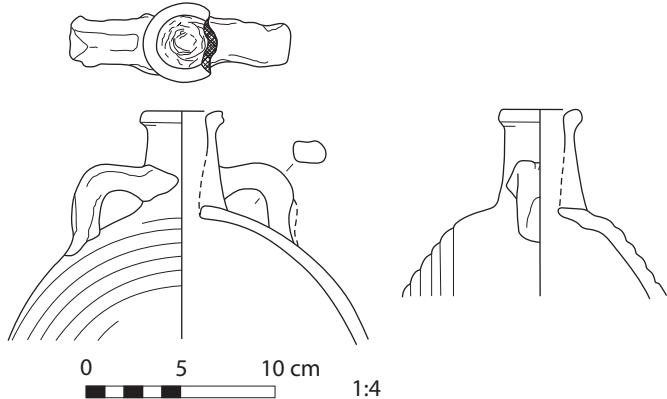
**Material:** marl fabric 2

**Manufacture:** thrown

**Surface:** plain

**Reference:** Tomber 2006: 68–69, Figure 1.25: 76-302, Type 76 (flagons, beakers, and mugs)

**Dating:** Severan (193–211 A.D.)



## Early Roman 106

**Site:** Mons Claudianus

**Shape:** beaker with rounded rim

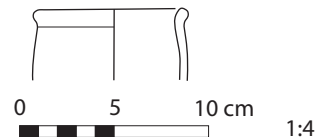
**Material:** Aswan

**Manufacture:** thrown

**Surface:** plain

**Reference:** Tomber 2006: 69, 71, Figure 1.26: 76-302, Type 77 (flagons, beakers, and mugs)

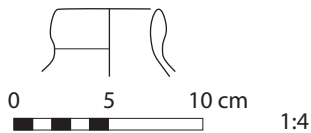
**Dating:** Trajanic (98–117 A.D.)





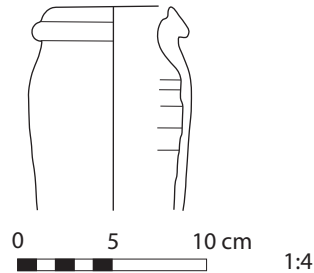
## Early Roman 107

**Site:** Mons Claudianus  
**Shape:** beaker or flagon with thickened rim  
**Material:** silt or marl fabric 3  
**Manufacture:** thrown  
**Surface:** plain  
**Reference:** Tomber 2006: 69, 71,  
 Figure 1.26: 78-304, Type 78  
 (flagons, beakers, and mugs)  
**Dating:** Antonine (138–161 A.D.)



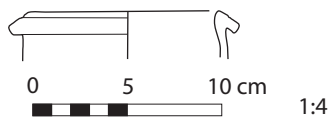
## Early Roman 108

**Site:** Mons Claudianus  
**Shape:** beaker with cylindrical body and  
 triangular-shaped, grooved rim  
**Material:** silt  
**Manufacture:** thrown  
**Surface:** plain  
**Reference:** Tomber 2006: 69, 71,  
 Figure 1.26: 79-305, Type 79  
 (flagons, beakers, and mugs)  
**Dating:** Trajanic (98–117 A.D.)



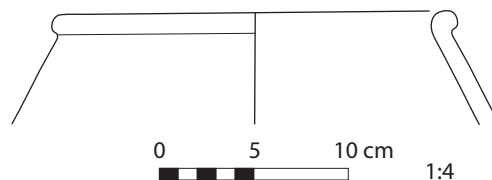
## Early Roman 109

**Site:** Mons Claudianus  
**Shape:** beaker with recurved rim  
**Material:** silt  
**Manufacture:** thrown  
**Surface:** plain  
**Reference:** Tomber 2006: 69, 71,  
 Figure 1.26: 80-306, Type 80  
 (flagons, beakers, and mugs)  
**Dating:** Roman Period



## Early Roman 110

**Site:** Mons Claudianus  
**Shape:** beaker with rounded rim  
**Material:** silt  
**Manufacture:** thrown  
**Surface:** plain  
**Reference:** Tomber 2006: 69, 71,  
 Figure 1.26: 82-308, Type 82  
 (flagons, beakers, and mugs)  
**Dating:** Trajanic (98–117 A.D.)



## Early Roman 111

**Site:** Mons Claudianus

**Shape:** beaker with round rim

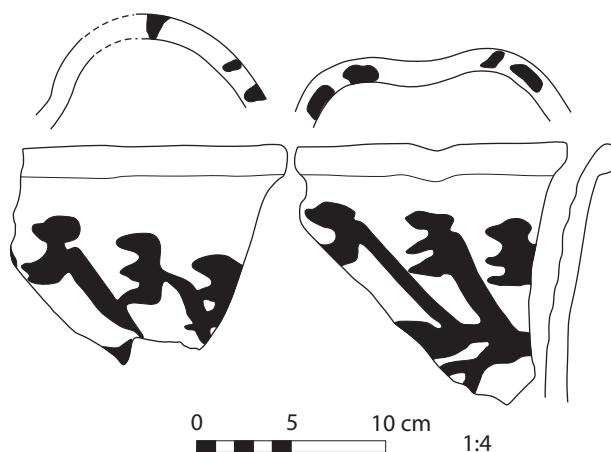
**Material:** Aswan

**Manufacture:** thrown

**Surface:** plain, with black painted decoration

**Reference:** Tomber 2006: 70–71, Figure 1.26: 83–309, Type 83 (flagons, beakers, and mugs)

**Dating:** Antonine (138–161 A.D.)



## Early Roman 112

**Site:** Mons Claudianus

**Shape:** carinated beaker with rim that is grooved on the top

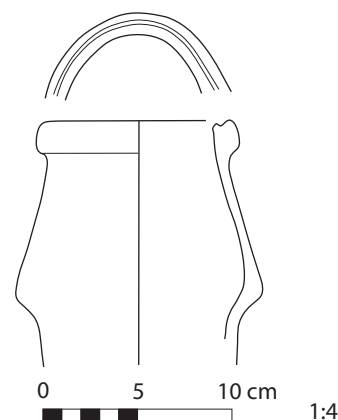
**Material:** marl fabric 3

**Manufacture:** thrown

**Surface:** plain

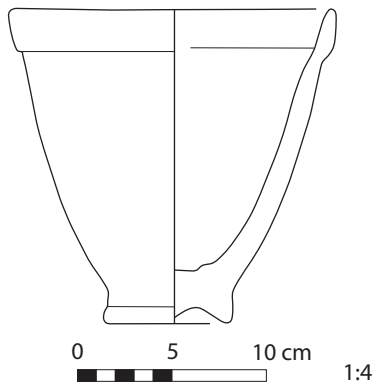
**Reference:** Tomber 2006: 70–71, Figure 1.26: 84–310, Type 84 (flagons, beakers, and mugs)

**Dating:** Antonine (138–161 A.D.)



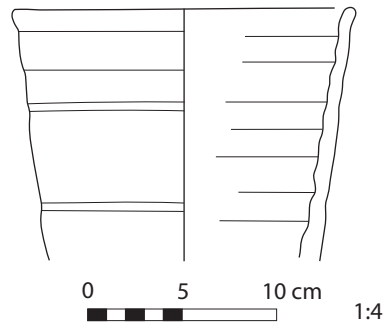
## Early Roman 113

**Site:** Mons Claudianus  
**Shape:** mug with splayed walls and ring base  
**Material:** silt  
**Manufacture:** thrown  
**Surface:** plain  
**Reference:** Tomber 2006: 70–71, Figure 1.26: 85–311, Type 85 (flagons, beakers, and mugs)  
**Dating:** Trajanic (98–117 A.D.)



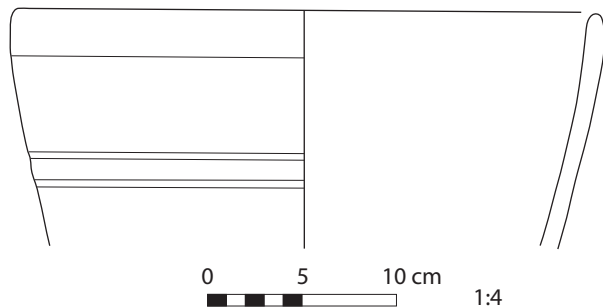
## Early Roman 114

**Site:** Mons Claudianus  
**Shape:** deep open mug (?) with slightly out-turned rim and lightly splayed walls  
**Material:** marl fabric 4  
**Manufacture:** thrown  
**Surface:** plain  
**Reference:** Tomber 2006: 70–71, Figure 1.26: 86–312, Type 86 (flagons, beakers, and mugs)  
**Dating:** Antonine (138–161 A.D.)



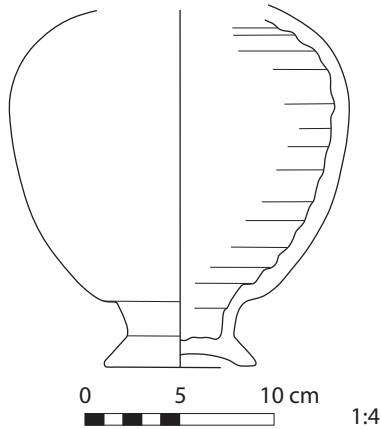
## Early Roman 115

**Site:** Mons Claudianus  
**Shape:** deep bowl with slightly inturned rim  
**Material:** silt  
**Manufacture:** thrown  
**Surface:** plain  
**Reference:** Tomber 2006: 70–71, Figure 1.26: 87–313, Type 87 (flagons, beakers, and mugs)  
**Dating:** mid-1st century A.D.



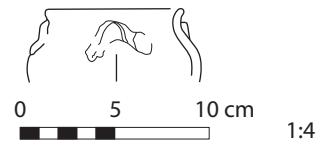
## Early Roman 116

**Site:** Mons Claudianus  
**Shape:** globular body with pedestal base  
**Material:** marl fabric 2  
**Manufacture:** thrown  
**Surface:** plain  
**Reference:** Tomber 2006: 71,  
 Figure 1.26: 90-316, Type 90  
 (flagons, beakers, and mugs)  
**Dating:** Antonine (138-161 A.D.) or  
 Severan (193-211 A.D.)



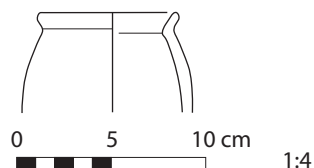
## Early Roman 117

**Site:** Mons Claudianus  
**Shape:** small globular jar or cooking pot with  
 everted rim; an applied strip is joined to  
 the neck as a horizontal handle  
**Material:** silt  
**Manufacture:** thrown  
**Surface:** plain  
**Reference:** Tomber 2006: 72-73,  
 Figure 1.27: 1-319, Type 1  
 (jars and cooking pots)  
**Dating:** Trajanic (98-117 A.D.)



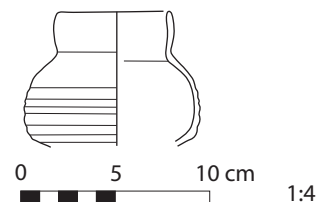
## Early Roman 118

**Site:** Mons Claudianus  
**Shape:** small globular jar with everted rim  
**Material:** marl fabric 2  
**Manufacture:** thrown  
**Surface:** plain  
**Reference:** Tomber 2006: 72-73,  
 Figure 1.27: 3-321, Type 3  
 (jars and cooking pots)  
**Dating:** Roman Period



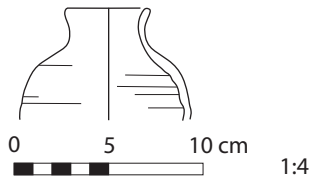
## Early Roman 119

**Site:** Mons Claudianus  
**Shape:** small globular, ribbed jar with  
 upright rim  
**Material:** marl fabric 2/3  
**Manufacture:** thrown  
**Surface:** plain  
**Reference:** Tomber 2006: 72-73,  
 Figure 1.27: 4-322, Type 4  
 (jars and cooking pots)  
**Dating:** Antonine (138-161 A.D.)



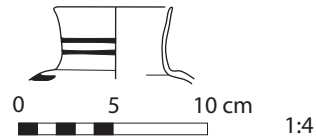
## Early Roman 120

**Site:** Mons Claudianus  
**Shape:** small globular jar, slightly ribbed, with plain everted rim  
**Material:** silt  
**Manufacture:** thrown  
**Surface:** plain  
**Reference:** Tomber 2006: 72–73, Figure 1.27: 5-323, Type 5 (jars and cooking pots)  
**Dating:** mid-1st century A.D.



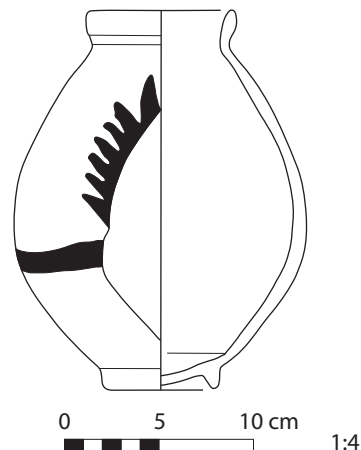
## Early Roman 121

**Site:** Mons Claudianus  
**Shape:** small thin-walled jar with upright plain rim  
**Material:** silt  
**Manufacture:** thrown  
**Surface:** plain, with black painted decoration  
**Reference:** Tomber 2006: 72–73, Figure 1.27: 6-324, Type 6 (jars and cooking pots)  
**Dating:** Trajanic (98–117 A.D.)



## Early Roman 122

**Site:** Mons Claudianus  
**Shape:** ovoid jar with ring base and enlarged everted rim  
**Material:** silt  
**Manufacture:** thrown  
**Surface:** white-slipped, with black painted decoration  
**Reference:** Tomber 2006: 73, Figure 1.27: 8-326, Type 8 (jars and cooking pots)  
**Dating:** mid-1st century A.D.



## Early Roman 123

**Site:** Mons Claudianus

**Shape:** narrow-mouthed jar with plain everted rim, slightly squared-off in section

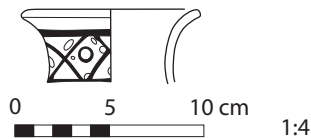
**Material:** silt

**Manufacture:** thrown

**Surface:** white-slipped, with black painted decoration

**Reference:** Tomber 2006: 73–74, Figure 1.27: 10–328, Type 10 (jars and cooking pots)

**Dating:** Antonine (138–161 A.D.)



## Early Roman 124

**Site:** Mons Claudianus

**Shape:** globular (?) narrow-mouthed jar with double-lipped rim

**Material:** marl fabric 3

**Manufacture:** thrown

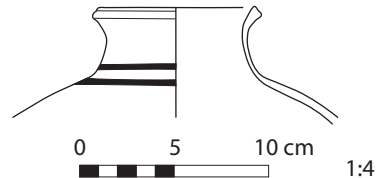
**Surface:** plain, with black painted decoration

**Reference:** Tomber 2006: 73–74,

Figure 1.27: 11–329, Type 11

(jars and cooking pots)

**Dating:** Antonine (138–161 A.D.)



## Early Roman 125

**Site:** Mons Claudianus

**Shape:** small globular jar with lightly ribbed upper walls, triangular-shaped rim, and rounded base with nipple

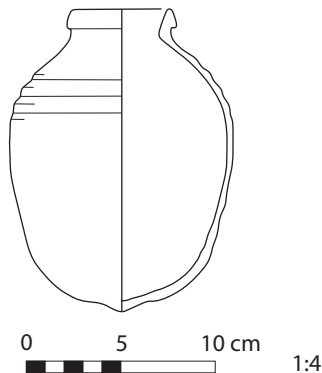
**Material:** unidentified

**Manufacture:** thrown

**Surface:** plain

**Reference:** Tomber 2006: 73–74, Figure 1.27: 12–330, Type 12 (jars and cooking pots)

**Dating:** Antonine (138–161 A.D.)



## Early Roman 126

**Site:** Mons Claudianus

**Shape:** narrow-mouthed jar with triangular-shaped overhanging rim

**Material:** silt

**Manufacture:** thrown

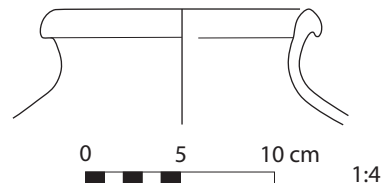
**Surface:** plain

**Reference:** Tomber 2006: 73–74,

Figure 1.27: 13–332, Type 13

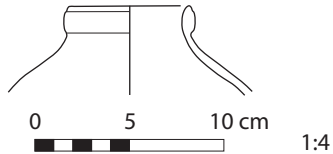
(jars and cooking pots)

**Dating:** Trajanic (98–117 A.D.)



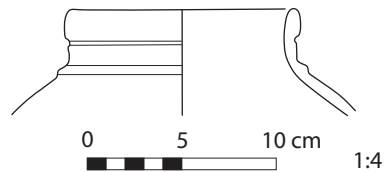
### Early Roman 127

**Site:** Mons Claudianus  
**Shape:** narrow-mouthed jar with upright rim, slightly grooved on the top  
**Material:** silt  
**Manufacture:** thrown  
**Surface:** plain  
**Reference:** Tomber 2006: 73–74, Figure 1.27: 14–333, Type 14 (jars and cooking pots)  
**Dating:** Roman Period



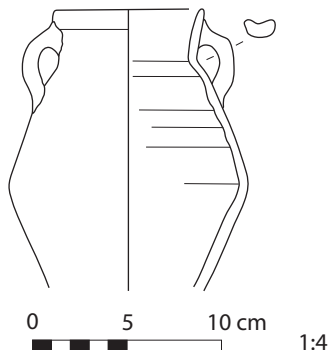
### Early Roman 128

**Site:** Mons Claudianus  
**Shape:** jar with upright rim  
**Material:** silt  
**Manufacture:** thrown  
**Surface:** plain  
**Reference:** Tomber 2006: 73–74, Figure 1.27: 15–334, Type 15 (jars and cooking pots)  
**Dating:** Roman Period



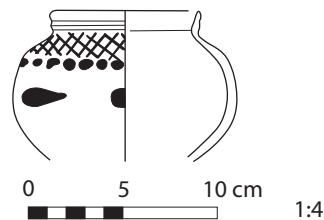
### Early Roman 129

**Site:** Mons Claudianus  
**Shape:** carinated jar with everted plain rim and two handles  
**Material:** marl fabric 1  
**Manufacture:** thrown  
**Surface:** plain  
**Reference:** Tomber 2006: 73–74, Figure 1.27: 16–336, Type 16 (jars and cooking pots)  
**Dating:** Trajanic (98–117 A.D.)+



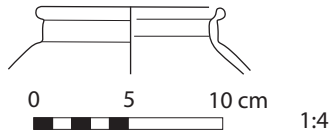
### Early Roman 130

**Site:** Mons Claudianus  
**Shape:** globular wide-mouth jar with sharply everted, molded rim  
**Material:** silt  
**Manufacture:** thrown  
**Surface:** plain, with black painted decoration  
**Reference:** Tomber 2006: 74–76, Figure 1.28: 17–337, Type 17 (jars and cooking pots)  
**Dating:** Antonine (138–161 A.D.) or Severan (193–211 A.D.)



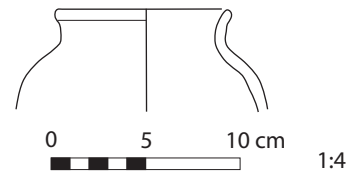
### Early Roman 131

**Site:** Mons Claudianus  
**Shape:** globular (?) wide-mouth jar with grooved rim  
**Material:** Aswan  
**Manufacture:** thrown  
**Surface:** plain  
**Reference:** Tomber 2006: 75–76, Figure 1.28: 18–338, Type 18 (jars and cooking pots)  
**Dating:** Trajanic (98–117 A.D.)



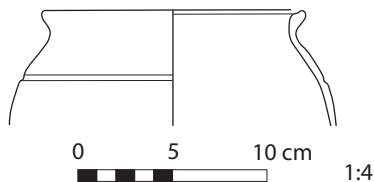
### Early Roman 132

**Site:** Mons Claudianus  
**Shape:** globular wide-mouth jar with gently everted rim  
**Material:** marl fabric 3/5 (?)  
**Manufacture:** thrown  
**Surface:** plain  
**Reference:** Tomber 2006: 75–76, Figure 1.28: 19–340, Type 19 (jars and cooking pots)  
**Dating:** Roman Period



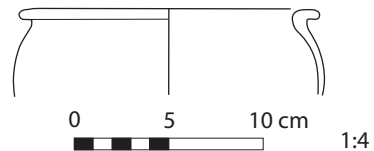
### Early Roman 133

**Site:** Mons Claudianus  
**Shape:** globular wide-mouth jar with short neck and everted, grooved rim  
**Material:** Aswan  
**Manufacture:** thrown  
**Surface:** plain  
**Reference:** Tomber 2006: 75–76, Figure 1.28: 20–342, Type 20 (jars and cooking pots)  
**Dating:** Trajanic (98–117 A.D.)+



### Early Roman 134

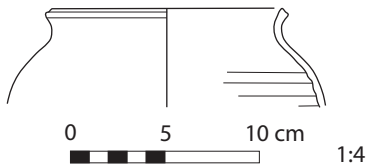
**Site:** Mons Claudianus  
**Shape:** globular wide-mouth jar with short neck and flat rim  
**Material:** imported fabric (?)  
**Manufacture:** thrown  
**Surface:** brown-slipped (?)  
**Reference:** Tomber 2006: 75–76, Figure 1.28: 22–345, Type 22 (jars and cooking pots)  
**Dating:** Roman Period





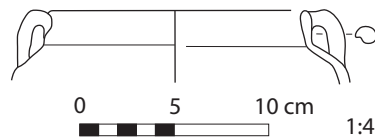
### Early Roman 135

**Site:** Mons Claudianus  
**Shape:** thin-walled jar with slightly everted, grooved rim, and wide mouth  
**Material:** Aswan  
**Manufacture:** thrown  
**Surface:** plain  
**Reference:** Tomber 2006: 75–76, Figure 1.28: 23–346, Type 23 (jars and cooking pots)  
**Dating:** Trajanic (98–117 A.D.)



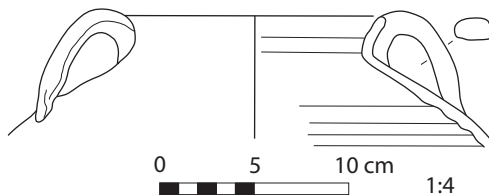
### Early Roman 136

**Site:** Mons Claudianus  
**Shape:** globular, double(?) -handled wide-mouth jar with upright rim  
**Material:** marl fabric 2 (?)  
**Manufacture:** thrown  
**Surface:** plain  
**Reference:** Tomber 2006: 76–77, Figure 1.28: 25–354, Type 25 (jars and cooking pots)  
**Dating:** Trajanic (98–117 A.D.)+



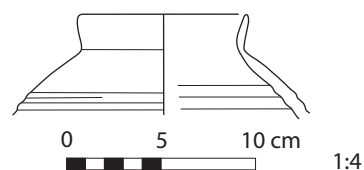
### Early Roman 137

**Site:** Mons Claudianus  
**Shape:** globular jar with a short, sharply everted neck, wide mouth and double handles  
**Material:** silt  
**Manufacture:** thrown  
**Surface:** plain  
**Reference:** Tomber 2006: 77, 79, Figure 1.29: 28–359, Type 28 (jars and cooking pots)  
**Dating:** Trajanic (98–117 A.D.)+



### Early Roman 138

**Site:** Mons Claudianus  
**Shape:** globular ribbed wide-mouth jar with a short everted neck  
**Material:** silt  
**Manufacture:** thrown  
**Surface:** plain  
**Reference:** Tomber 2006: 77–79, Figure 1.29: 29–360, Type 29 (jars and cooking pots)  
**Dating:** Trajanic (98–117 A.D.)+



## Early Roman 139

**Site:** Mons Claudianus

**Shape:** globular jar with flat base, everted plain rim, and wide mouth

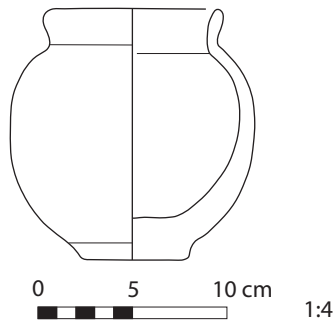
**Material:** silt

**Manufacture:** thrown

**Surface:** plain

**Reference:** Tomber 2006: 78–79, Figure 1.29: 30–362, Type 30 (jars and cooking pots)

**Dating:** Trajanic (98–117 A.D.)



## Early Roman 140

**Site:** Mons Claudianus

**Shape:** globular cooking pot with rounded base, tall plain upright rim, wide mouth and two handles

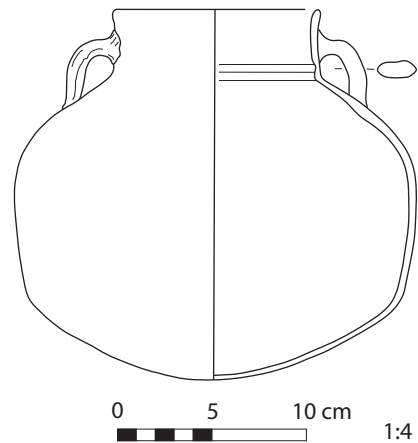
**Material:** silt

**Manufacture:** thrown

**Surface:** plain

**Reference:** Tomber 2006: 78–79, Figure 1.29: 31–366, Type 31 (jars and cooking pots)

**Dating:** Trajanic (98–117 A.D.)



## Early Roman 141

**Site:** Mons Claudianus

**Shape:** globular, ribbed jar with wide mouth and two handles

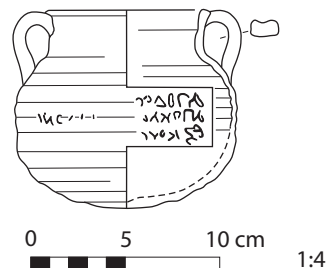
**Material:** silt

**Manufacture:** thrown

**Surface:** plain, with painted inscription

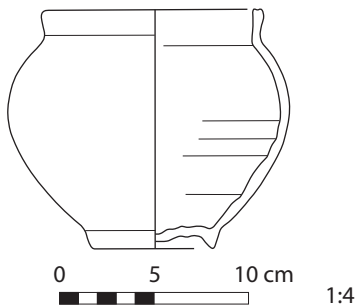
**Reference:** Tomber 2006: 78–79, Figure 1.29: 33–371, Type 33 (jars and cooking pots)

**Dating:** Late Antonine (138–161 A.D.)



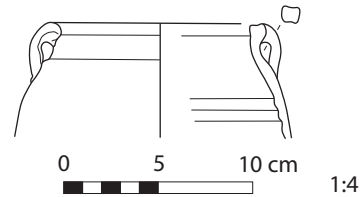
## Early Roman 142

**Site:** Mons Claudianus  
**Shape:** globular vessel with wide mouth  
 (cooking pot)  
**Material:** silt  
**Manufacture:** thrown  
**Surface:** plain  
**Reference:** Tomber 2006: 80–81,  
 Figure 1.30: 37–377, Type 37  
 (jars and cooking pots)  
**Dating:** Hadrianic (117–138 A.D.)



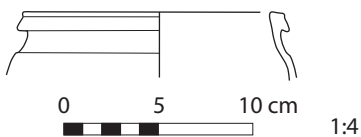
## Early Roman 143

**Site:** Mons Claudianus  
**Shape:** globular(?) jar or cooking pot with  
 broad rim, wide mouth, and double  
 handles  
**Material:** Aswan  
**Manufacture:** thrown  
**Surface:** plain  
**Reference:** Tomber 2006: 80–81,  
 Figure 1.30: 38–383, Type 38  
 (jars and cooking pots)  
**Dating:** Severan (193–211 A.D.)



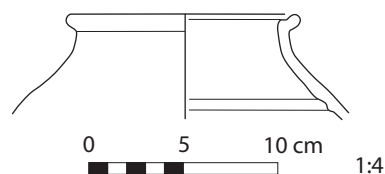
## Early Roman 144

**Site:** Mons Claudianus  
**Shape:** globular(?) jar with short neck, wide  
 mouth, and overhanging rim,  
 squared-off and slightly grooved  
**Material:** silt  
**Manufacture:** thrown  
**Surface:** plain  
**Reference:** Tomber 2006: 81–82,  
 Figure 1.30: 39–385, Type 39  
 (jars and cooking pots)  
**Dating:** Trajanic (98–117 A.D.)+



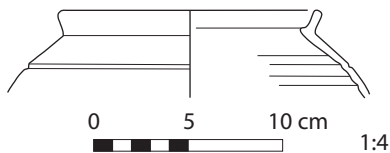
## Early Roman 145

**Site:** Mons Claudianus  
**Shape:** globular jar with sharply everted  
 grooved rim, and wide mouth  
**Material:** silt  
**Manufacture:** thrown  
**Surface:** plain  
**Reference:** Tomber 2006: 81–82,  
 Figure 1.30: 40–386, Type 40  
 (jars and cooking pots)  
**Dating:** Roman Period



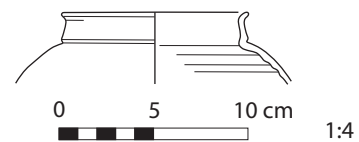
## Early Roman 146

**Site:** Mons Claudianus  
**Shape:** globular jar with grooved shoulder and wide mouth  
**Material:** silt  
**Manufacture:** thrown  
**Surface:** plain  
**Reference:** Tomber 2006: 81–82, Figure 1.30: 43–394, Type 43 (jars and cooking pots)  
**Dating:** Trajanic (98–117 A.D.)



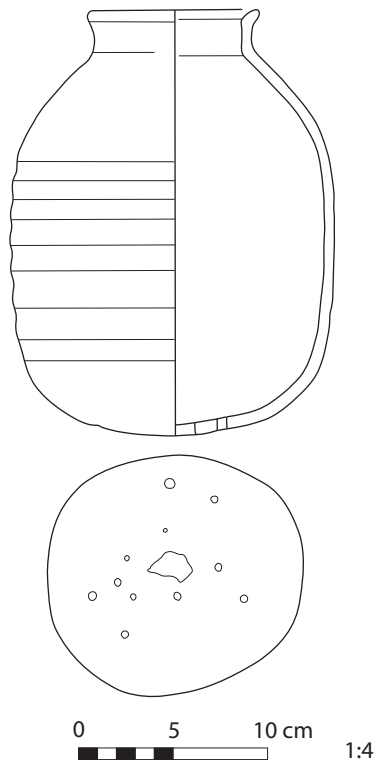
## Early Roman 147

**Site:** Mons Claudianus  
**Shape:** globular cooking pot with everted rim and wide mouth  
**Material:** silt  
**Manufacture:** thrown  
**Surface:** plain  
**Reference:** Tomber 2006: 81, 83, Figure 1.30: 45–396, Type 45 (jars and cooking pots)  
**Dating:** Roman Period



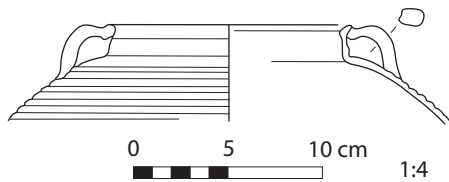
## Early Roman 148

**Site:** Mons Claudianus  
**Shape:** globular jar with wide mouth and holes in bottom  
**Material:** silt  
**Manufacture:** thrown  
**Surface:** plain  
**Reference:** Tomber 2006: 81, 83, Figure 1.30: 46–398, Type 46 (jars and cooking pots)  
**Dating:** Roman Period



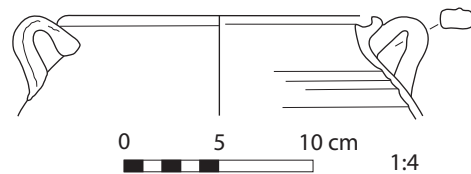
## Early Roman 149

**Site:** Mons Claudianus  
**Shape:** globular jar with wide mouth and two handles (cooking pot)  
**Material:** silt  
**Manufacture:** thrown  
**Surface:** plain  
**Reference:** Tomber 2006: 83–84, Figure 1.31: 49–404, Type 49 (jars and cooking pots)  
**Dating:** Severan (193–211 A.D.)



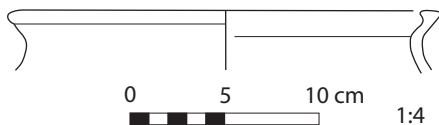
## Early Roman 150

**Site:** Mons Claudianus  
**Shape:** globular jar with upturned rim, wide mouth, and two handles (cooking pot)  
**Material:** silt  
**Manufacture:** thrown  
**Surface:** plain  
**Reference:** Tomber 2006: 84–85, Figure 1.31: 50–407, Type 50 (jars and cooking pots)  
**Dating:** Late Antonine (138–161 A.D.)



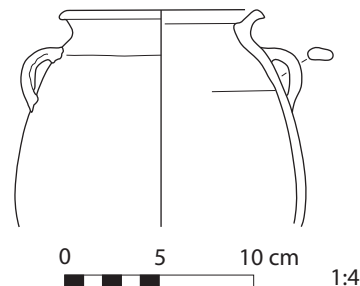
## Early Roman 151

**Site:** Mons Claudianus  
**Shape:** globular jar with flat rim, undercut inside, and wide mouth (cooking pot)  
**Material:** silt  
**Manufacture:** thrown  
**Surface:** plain  
**Reference:** Tomber 2006: 84–85, Figure 1.31: 51–408, Type 51 (jars and cooking pots)  
**Dating:** Roman Period



## Early Roman 152

**Site:** Mons Claudianus  
**Shape:** double-handled jar with overhanging lip on the outside of the rim (cooking pot)  
**Material:** silt  
**Manufacture:** thrown  
**Surface:** plain  
**Reference:** Tomber 2006: 84–85, Figure 1.31: 52–410, Type 52 (jars and cooking pots)  
**Dating:** Hadrianic (117–138 A.D.)



## Early Roman 153

**Site:** Mons Claudianus

**Shape:** double-handled jar with long flaring neck, wide mouth, and double-lipped rim (cooking pot)

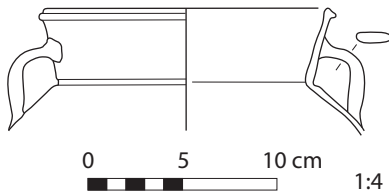
**Material:** silt

**Manufacture:** thrown

**Surface:** plain

**Reference:** Tomber 2006: 84–85, Figure 1.31: 54–412, Type 54 (jars and cooking pots)

**Dating:** Severan (193–211 A.D.)



## Early Roman 154

**Site:** Mons Claudianus

**Shape:** globular jar with thin broad rim, flatly-oriented, with wide mouth, and here with two horizontal handles (cooking pot)

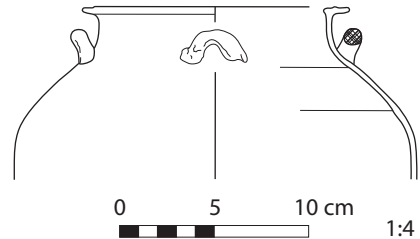
**Material:** silt

**Manufacture:** thrown

**Surface:** plain

**Reference:** Tomber 2006: 84, 86, Figure 1.31: 57–419, Type 57 (jars and cooking pots)

**Dating:** Trajanic (98–117 A.D.)



## Early Roman 155

**Site:** Mons Claudianus

**Shape:** globular jar with everted broad rim, small inside lip, wide mouth, and probably with two handles (cooking pot)

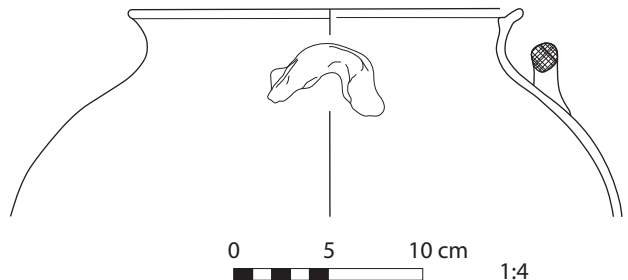
**Material:** silt

**Manufacture:** thrown

**Surface:** plain

**Reference:** Tomber 2006: 86–87, Figure 1.32: 59–423, Type 59 (jars and cooking pots)

**Dating:** Trajanic (98–117 A.D.)



### Early Roman 156

**Site:** Mons Claudianus

**Shape:** globular jar with wide mouth, everted rim, two handles, and overhanging lip with inside groove (cooking pot)

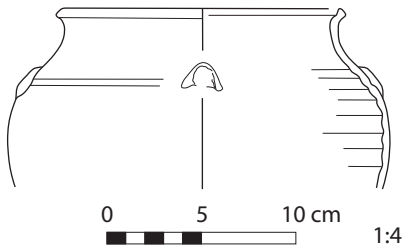
**Material:** silt

**Manufacture:** thrown

**Surface:** plain

**Reference:** Tomber 2006: 87, Figure 1.32: 61-425, Type 61 (jars and cooking pots)

**Dating:** Antonine (138–161 A.D.)



### Early Roman 157

**Site:** Mons Claudianus

**Shape:** ribbed jar with everted, double-lipped rim with groove (cooking pot)

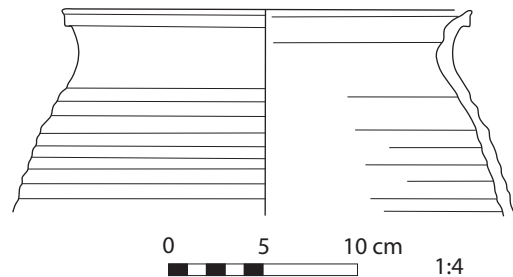
**Material:** silt

**Manufacture:** thrown

**Surface:** plain

**Reference:** Tomber 2006: 88–89, Figure 1.33: 69-437, Type 69 (jars and cooking pots)

**Dating:** Roman Period



### Early Roman 158

**Site:** Mons Claudianus

**Shape:** jar with everted broad rim, lipped on the underside and double-grooved on the top

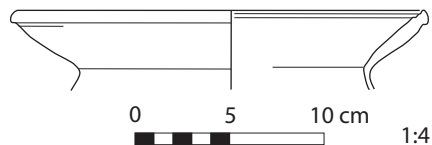
**Material:** silt

**Manufacture:** thrown

**Surface:** plain

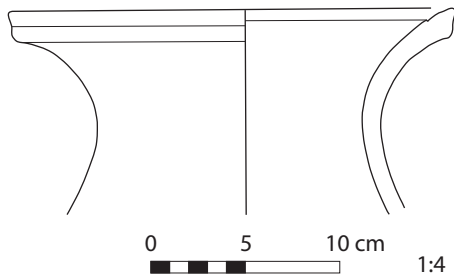
**Reference:** Tomber 2006: 89, 91, Figure 1.34: 71-439, Type 71 (jars and cooking pots)

**Dating:** Roman Period



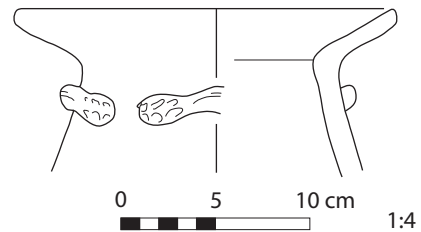
### Early Roman 159

**Site:** Mons Claudianus  
**Shape:** narrow-mouthed jar with everted double-lip rim  
**Material:** marl fabric 3 (?)  
**Manufacture:** thrown  
**Surface:** plain  
**Reference:** Tomber 2006: 89, 91, Figure 1.34: 72-440, Type 72 (jars and cooking pots)  
**Dating:** Trajanic (98-117 A.D.)+



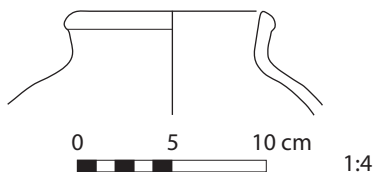
### Early Roman 160

**Site:** Mons Claudianus  
**Shape:** narrow-mouthed jar with sharply everted broad, plain rim, and with double(?) horizontal handles  
**Material:** marl fabric 2  
**Manufacture:** thrown  
**Surface:** plain, with applied decoration, perhaps schematic handles  
**Reference:** Tomber 2006: 89, 91, Figure 1.34: 73-441, Type 73 (jars and cooking pots)  
**Dating:** Roman Period



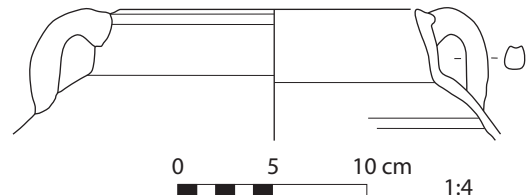
### Early Roman 161

**Site:** Mons Claudianus  
**Shape:** globular jar with upright round rim and wide mouth  
**Material:** silt  
**Manufacture:** thrown  
**Surface:** plain  
**Reference:** Tomber 2006: 89-91, Figure 1.34: 74-443, Type 74 (jars and cooking pots)  
**Dating:** Trajanic (98-117 A.D.)



### Early Roman 162

**Site:** Mons Claudianus  
**Shape:** wide-mouth jar with long neck, grooved rim, and two handles  
**Material:** marl fabric 3  
**Manufacture:** thrown  
**Surface:** plain  
**Reference:** Tomber 2006: 90-91, Figure 1.34: 75-448, Type 75 (jars and cooking pots)  
**Dating:** Trajanic (98-117 A.D.)





## Early Roman 163

---

**Site:** Karnak

**Shape:** large jar with ring foot, carinated body, and probably with two handles

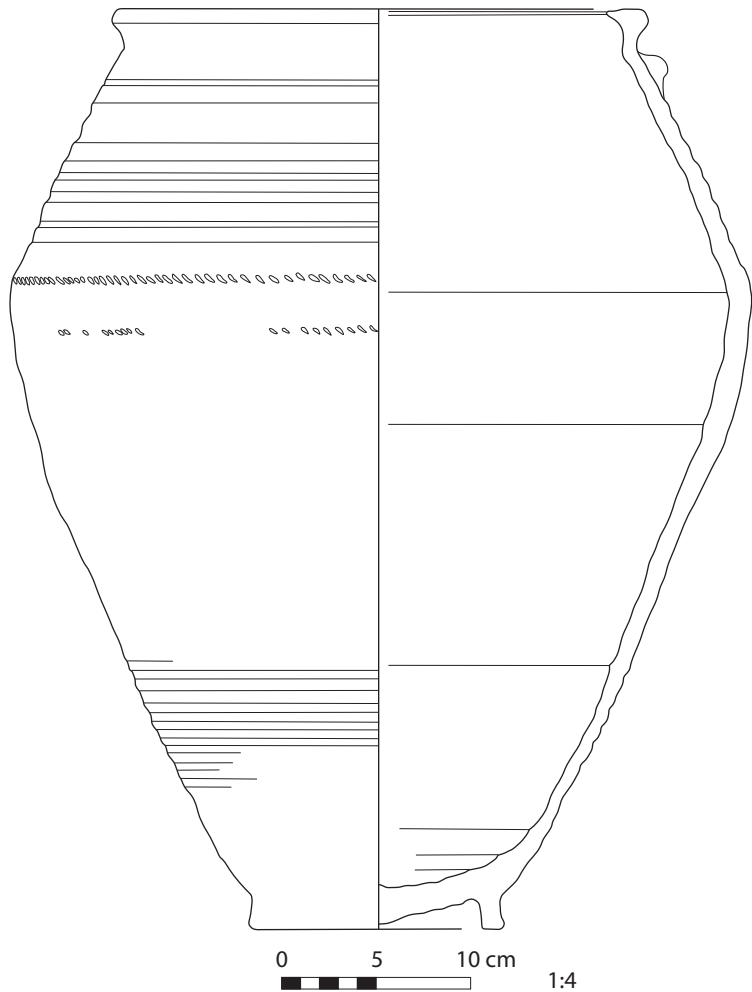
**Material:** not stated

**Manufacture:** thrown

**Surface:** plain, with string impression on shoulder

**Reference:** Lauffray 1995: 93, 95, Figure 45: 170

**Dating:** Roman Period



## Early Roman 164

**Site:** Mons Claudianus

**Shape:** large jar with flat or slightly rounded rim, wide mouth, and two handles

**Material:** marl fabric 3

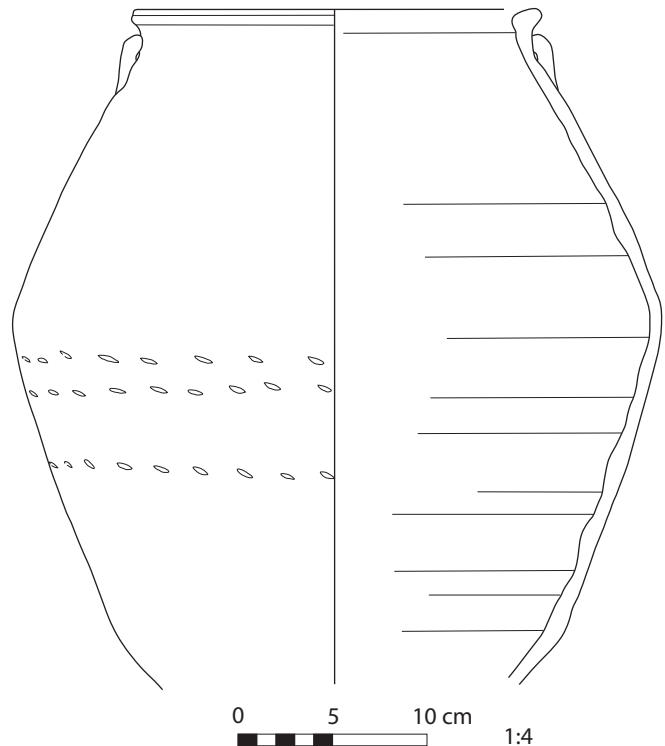
**Manufacture:** thrown

**Surface:** plain, with string impression

**Remarks:** jars and cooking pots, Type 78

**Reference:** Tomber 2006: 90–91, Figure 1.34: 78–452

**Dating:** Roman Period



## Early Roman 165

**Site:** Mons Claudianus

**Shape:** two-handled jar with flat rim, wide mouth, and ridges below the rim

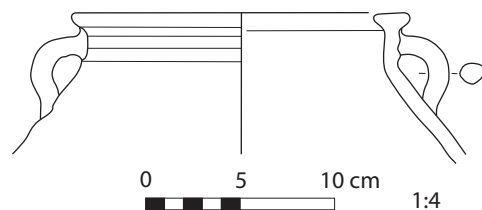
**Material:** marl fabric 2

**Manufacture:** thrown

**Surface:** plain

**Reference:** Tomber 2006: 91–92,  
Figure 1.34: 79–456, Type 79  
(jars and cooking pots)

**Dating:** Roman Period



## Early Roman 166

**Site:** Mons Claudianus

**Shape:** jar with broad, flat rim

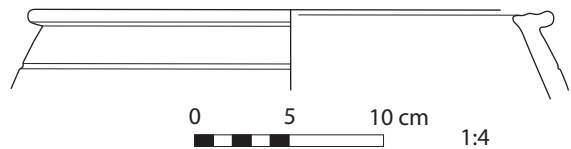
**Material:** silt

**Manufacture:** thrown

**Surface:** plain

**Reference:** Tomber 2006: 91–92, Figure 1.34: 80–457, Type 80 (jars and cooking pots)

**Dating:** mid-1st century A.D.



## Early Roman 167

**Site:** Mons Claudianus

**Shape:** jar with flat rim

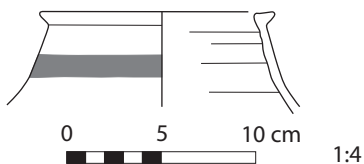
**Material:** silt

**Manufacture:** thrown

**Surface:** plain, with dark purple painted decoration

**Reference:** Tomber 2006: 92–93, Figure 1.35: 81–458, Type 81 (jars and cooking pots)

**Dating:** mid-1st century A.D.



## Early Roman 168

**Site:** Mons Claudianus

**Shape:** wide-mouthed jar with short neck and triangular rim

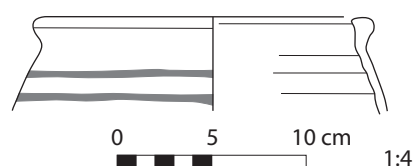
**Material:** marl fabric 2/3

**Manufacture:** thrown

**Surface:** plain, with purple painted decoration

**Reference:** Tomber 2006: 92–93, Figure 1.35: 82–461, Type 82 (jars and cooking pots)

**Dating:** Hadrianic (117–138 A.D.)



## Early Roman 169

**Site:** Mons Claudianus

**Shape:** jar with everted rim, grooved on top, and with three rectangular-shaped loop handles

**Material:** marl fabric 1

**Manufacture:** thrown in two parts, then joined together

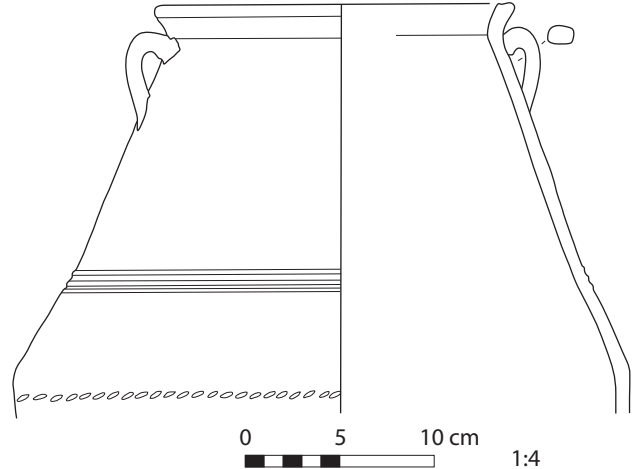
**Surface:** plain, with string impression

**Reference:** Tomber 2006: 92–93,

Figure 1.35: 83-463, Type 83

(jars and cooking pots)

**Dating:** mid-1st century A.D.



## Early Roman 170

**Site:** Mons Claudianus

**Shape:** ribbed jar with everted, squared-off, undercut rim, and wide mouth

**Material:** marl fabric 1

**Manufacture:** thrown

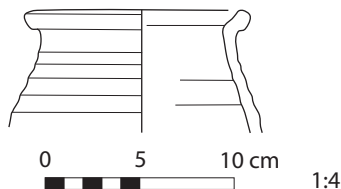
**Surface:** plain

**Reference:** Tomber 2006: 92–93,

Figure 1.35: 84-464, Type 84

(jars and cooking pots)

**Dating:** Severan (193–211 A.D.)



## Early Roman 171

**Site:** Mons Claudianus

**Shape:** wide-mouthed jar with everted rim, grooved and lipped

**Material:** marl fabric 1

**Manufacture:** thrown

**Surface:** plain

**Reference:** Tomber 2006: 93–94,

Figure 1.35: 85-465, Type 85

(jars and cooking pots)

**Dating:** mid-1st century A.D.



## Early Roman 172

**Site:** Mons Claudianus

**Shape:** wide-mouthed jar with short neck and enlarged out-turned rim


**Material:** marl fabric 5

**Manufacture:** thrown

**Surface:** plain

**Reference:** Tomber 2006: 93–94, Figure 1.35: 87–471, Type 87 (jars and cooking pots)

**Dating:** Roman Period



## Early Roman 173

**Site:** Mons Claudianus

**Shape:** double-handled jar with wide mouth

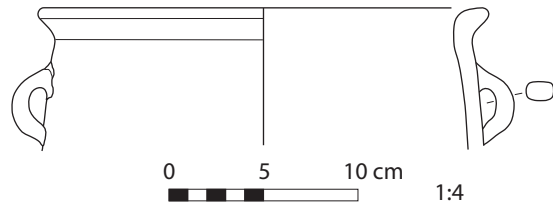
**Material:** marl or lime-rich silt

**Manufacture:** thrown

**Surface:** plain

**Reference:** Tomber 2006: 93–94, Figure 1.35: 88–472, Type 88 (jars and cooking pots)

**Dating:** Late Antonine (138–161 A.D.)



## Early Roman 174

**Site:** Mons Claudianus

**Shape:** globular jar or necked bowl with upright double-lipped rim

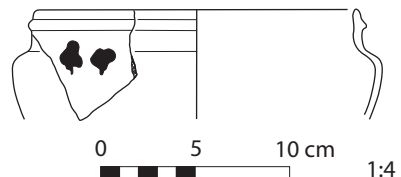
**Material:** Aswan

**Manufacture:** thrown

**Surface:** plain, with black painted decoration

**Reference:** Tomber 2006: 93–94, Figure 1.35: 89–476, Type 89 (jars and cooking pots)

**Dating:** Antonine (138–161 A.D.) or Severan (193–211 A.D.)



## Early Roman 175

**Site:** Mons Claudianus

**Shape:** globular(?) storage jar or necked bowl with everted rim

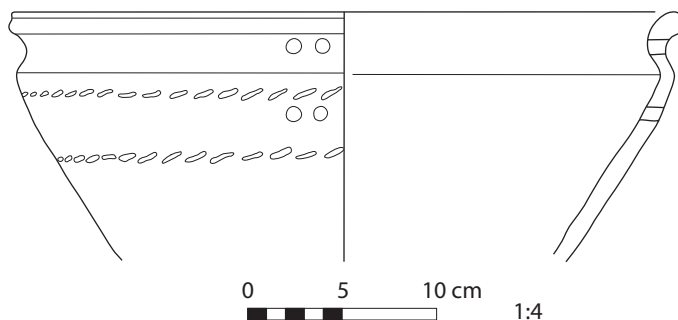
**Material:** marl fabric 5(?)

**Manufacture:** thrown

**Surface:** plain, with rope impressions

**Reference:** Tomber 2006: 94–96, Figure 1.36: 90–481, Type 90 (jars and cooking pots)

**Dating:** Antonine (138–161 A.D.) or earlier



## Early Roman 176

**Site:** Mons Claudianus

**Shape:** wide-mouthed jar with long, upright neck and out-turned rim, grooved on top

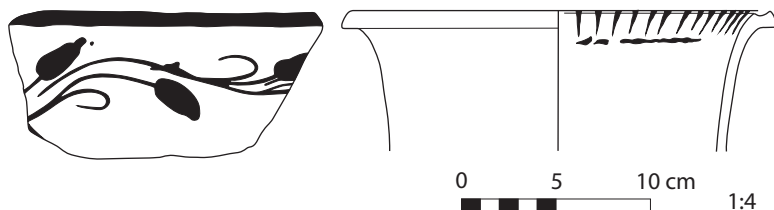
**Material:** silt

**Manufacture:** thrown

**Surface:** plain, with black painted decoration

**Reference:** Tomber 2006: 95–96, Figure 1.36: 91–483, Type 91 (jars and cooking pots)

**Dating:** Late Hadrianic (117–138 A.D.) or early Antonine (138–161 A.D.)



### Early Roman 177

**Site:** Mons Claudianus

**Shape:** globular jar with lightly ribbed walls, long upright neck, wide mouth, and double-lipped rim, flattened on top

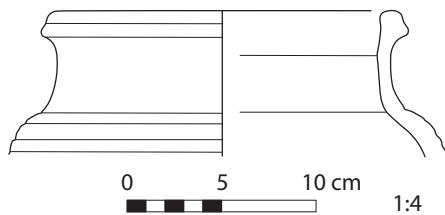
**Material:** marl fabric 1

**Manufacture:** thrown

**Surface:** plain

**Reference:** Tomber 2006: 95–96, Figure 1.36: 92–484, Type 92 (jars and cooking pots)

**Dating:** Roman Period



### Early Roman 178

**Site:** Mons Claudianus

**Shape:** wide-mouthed jar with everted overhanging rim

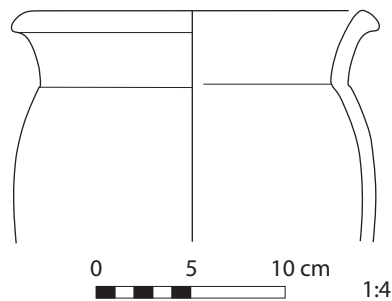
**Material:** marl fabric 2

**Manufacture:** thrown

**Surface:** plain

**Reference:** Tomber 2006: 95–96, Figure 1.36: 93–485, Type 93 (jars and cooking pots)

**Dating:** mid-1st century A.D.



### Early Roman 179

**Site:** Mons Claudianus

**Shape:** wide-mouthed jar with double-lip or grooved rim

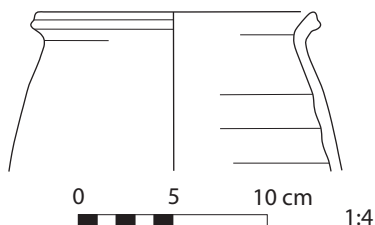
**Material:** silt

**Manufacture:** thrown

**Surface:** plain

**Reference:** Tomber 2006: 95–96, Figure 1.36: 94–487, Type 94 (jars and cooking pots) *saqiya* pot

**Dating:** Late Antonine (138–161 A.D.)



### Early Roman 180

**Site:** Tôd

**Shape:** wide-mouthed jar with globular body and knobbed base (*qadus*)

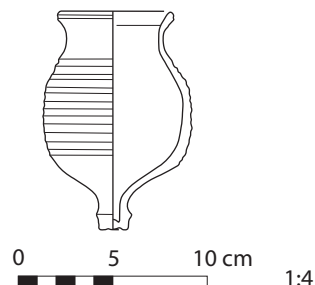
**Material:** marl

**Manufacture:** well thrown

**Surface:** plain

**Reference:** Pierrat 1996: 192, Plate 2, Figure 21

**Dating:** 2nd century–second half of 4th century A.D.



## Early Roman 181

**Site:** Tôd

**Shape:** jar with recurved rim

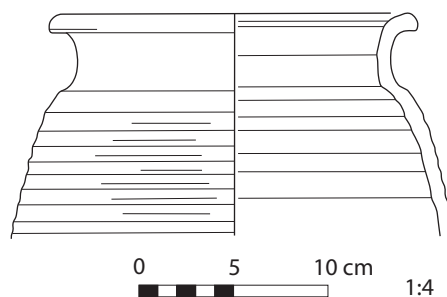
**Material:** marl

**Manufacture:** well thrown

**Surface:** plain

**Reference:** Pierrat 1996, Plate 2, Figure 14

**Dating:** 2nd century–second half of 4th century A.D.



## Early Roman 182

**Site:** Mons Claudianus

**Shape:** large, wide-mouthed jar with angled, almond-shaped rim;  
an applied band with thumb impressions, joined below the rim (*dolium*?)

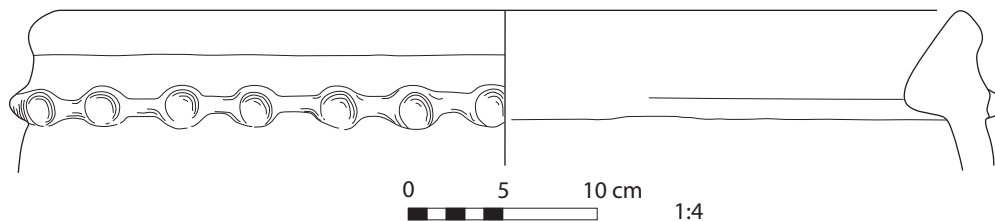
**Material:** marl fabric 1/2

**Manufacture:** thrown

**Surface:** plain

**Reference:** Tomber 2006: 97–98, Figure 1.37: 97–494, Type 97 (jars and cooking pots)

**Dating:** Late Antonine (138–161 A.D.)





## Early Roman 183

**Site:** Mons Claudianus

**Shape:** large hole-mouth storage jar with flattened rim (*dolium*)

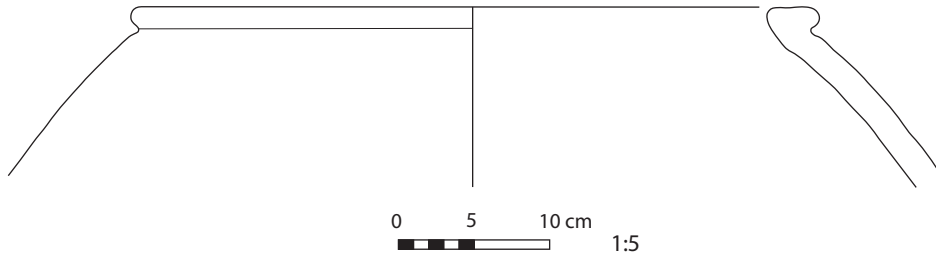
**Material:** silt

**Manufacture:** thrown

**Surface:** plain

**Reference:** Tomber 2006: 97–98, Figure 1.37: 98–495, Type 98 (jars and cooking pots)

**Dating:** Antonine (138–161 A.D.) or later



## Early Roman 184

**Site:** Mons Claudianus

**Shape:** conical bowl with low ring base and plain, inturned rim

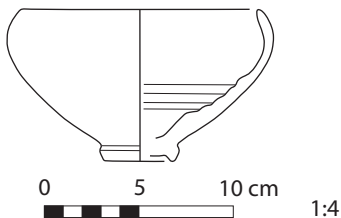
**Material:** Aswan

**Manufacture:** thrown

**Surface:** plain

**Reference:** Tomber 2006: 98, 100, Figure 1.38: 1–497, Type 1 (bowls, dishes, and casseroles)

**Dating:** Antonine (138–161 A.D.)?



## Early Roman 185

**Site:** Mons Claudianus

**Shape:** hemispherical bowl with high pedestal base and plain, inturned rim

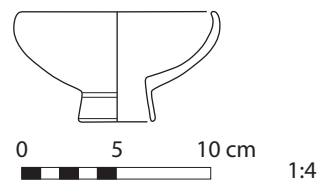
**Material:** Aswan

**Manufacture:** thrown

**Surface:** plain

**Reference:** Tomber 2006: 98, 100, Figure 1.38: 2–498, Type 2 (bowls, dishes, and casseroles)

**Dating:** Trajanic (98–117 A.D.)+



### Early Roman 186

**Site:** Mons Claudianus

**Shape:** hemispherical bowl with ring base and plain rim

**Material:** silt

**Manufacture:** thrown

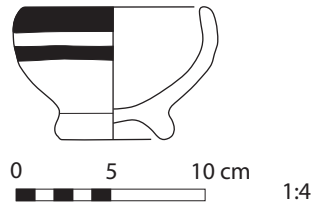
**Surface:** plain, with black painted decoration

**Reference:** Tomber 2006: 99–100,

Figure 1.38: 3-500, Type 3

(bowls, dishes, and casseroles)

**Dating:** Roman Period



### Early Roman 187

**Site:** Mons Claudianus

**Shape:** hemispherical bowl with flat base and plain rim, inturned

**Material:** marl fabric 1

**Manufacture:** thrown

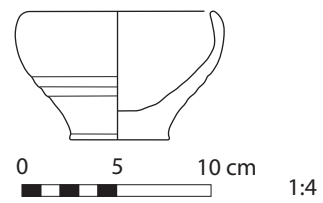
**Surface:** plain

**Reference:** Tomber 2006: 99–100,

Figure 1.38: 4-502, Type 4

(bowls, dishes, and casseroles)

**Dating:** mid-1st century A.D.



### Early Roman 188

**Site:** Mons Claudianus

**Shape:** hemispherical bowl with slightly curved walls, ring base, and plain rim

**Material:** Aswan

**Manufacture:** thrown

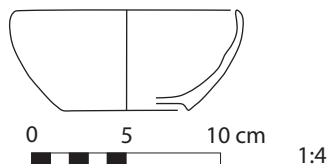
**Surface:** plain

**Reference:** Tomber 2006: 99–100,

Figure 1.38: 5-503, Type 5

(bowls, dishes, and casseroles)

**Dating:** Trajanic (98–117 A.D.)+



### Early Roman 189

**Site:** Mons Claudianus

**Shape:** shallow, hemispherical bowl with plain, upright rim and rounded base

**Material:** marl fabric 2 (?)

**Manufacture:** thrown

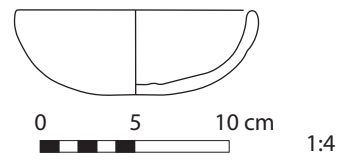
**Surface:** plain

**Reference:** Tomber 2006: 99–100,

Figure 1.38: 7-506, Type 7

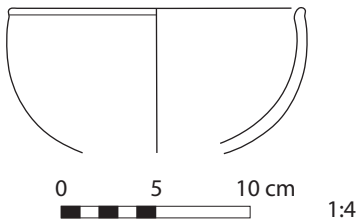
(bowls, dishes, and casseroles)

**Dating:** Antonine (138–161 A.D.)



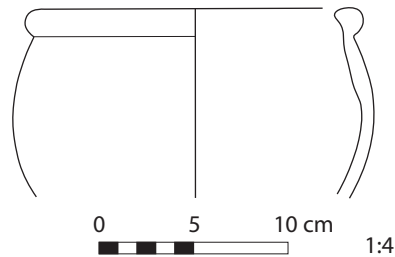
## Early Roman 190

**Site:** Mons Claudianus  
**Shape:** hemispherical bowl with small, slightly out-turned lip  
**Material:** marl fabric 3  
**Manufacture:** thrown  
**Surface:** plain  
**Reference:** Tomber 2006: 100, Figure 1.38: 8-511, Type 8 (bowls, dishes, and casseroles)  
**Dating:** Trajanic (98-117 A.D.)+



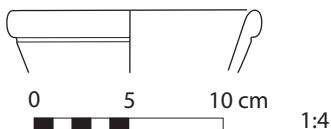
## Early Roman 191

**Site:** Mons Claudianus  
**Shape:** hemispherical bowl with an inside lip on the rim  
**Material:** marl fabric 3  
**Manufacture:** thrown  
**Surface:** plain  
**Reference:** Tomber 2006: 100-101, Figure 1.38: 10-513, Type 10 (bowls, dishes, and casseroles)  
**Dating:** Trajanic (98-117 A.D.)+



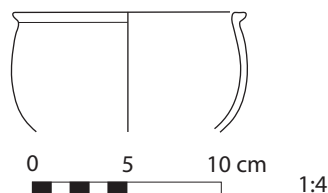
## Early Roman 192

**Site:** Mons Claudianus  
**Shape:** bowl with flaring walls and rounded rim  
**Material:** Egyptian Red Slip Ware  
**Manufacture:** thrown  
**Surface:** red-coated all over  
**Reference:** Tomber 2006: 100-101, Figure 1.38: 11-514, Type 11 (bowls, dishes, and casseroles)  
**Dating:** Roman Period



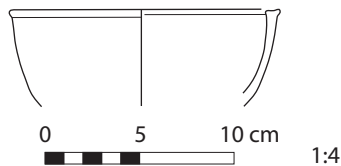
## Early Roman 193

**Site:** Mons Claudianus  
**Shape:** hemispherical bowl with small flat rim  
**Material:** Aswan  
**Manufacture:** thrown  
**Surface:** plain, with possible vestiges of black-painted vine decoration  
**Reference:** Tomber 2006: 100-101, Figure 1.38: 12-517, Type 12 (bowls, dishes, and casseroles)  
**Dating:** Trajanic (98-117 A.D.)+



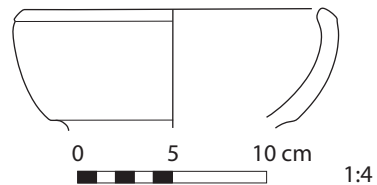
## Early Roman 194

**Site:** Mons Claudianus  
**Shape:** hemispherical bowl with small, flat rim  
**Material:** marl fabric similar to 4  
**Manufacture:** thrown  
**Surface:** plain  
**Reference:** Tomber 2006: 100–101, Figure 1.38: 13–518, Type 13 (bowls, dishes, and casseroles)  
**Dating:** Trajanic (98–117 A.D.)+



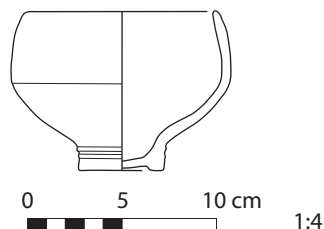
## Early Roman 195

**Site:** Mons Claudianus  
**Shape:** hemispherical bowl  
**Material:** marl fabric 3  
**Manufacture:** thrown  
**Surface:** plain  
**Reference:** Tomber 2006: 100–101, Figure 1.38: 14–519, Type 14 (bowls, dishes, and casseroles)  
**Dating:** Trajanic (98–117 A.D.)+



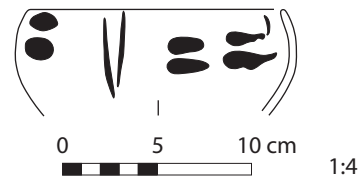
## Early Roman 196

**Site:** Mons Claudianus  
**Shape:** slightly carinated bowl with plain, inturned rim, and ring base  
**Material:** Aswan  
**Manufacture:** thrown  
**Surface:** plain, sometimes with black painted decoration  
**Reference:** Tomber 2006: 101–103, Figure 1.39: 15–522, Type 15 (bowls, dishes, and casseroles)  
**Dating:** mid-1st century A.D.



## Early Roman 197

**Site:** Mons Claudianus  
**Shape:** hemispherical bowl with slightly inturned plain rim  
**Material:** Aswan  
**Manufacture:** thrown  
**Surface:** plain, with black painted decoration  
**Reference:** Tomber 2006: 101–103, Figure 1.39: 15–528, Type 15 (bowls, dishes, and casseroles)



## Early Roman 198

**Site:** Mons Claudianus

**Shape:** large, slightly carinated bowl with plain, inturned rim, and with characteristic shallow groove on the upper wall

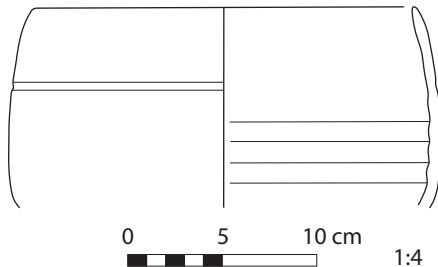
**Material:** Aswan

**Manufacture:** thrown

**Surface:** plain

**Reference:** Tomber 2006: 102–103, Figure 1.39: 16–532, Type 16 (bowls, dishes, and casseroles)

**Dating:** Trajanic (98–117 A.D.)



## Early Roman 199

**Site:** Mons Claudianus

**Shape:** carinated bowl with straight walls and inturned rim

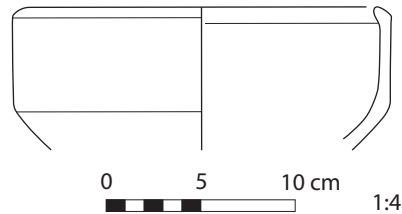
**Material:** Egyptian Red Slip Ware

**Manufacture:** thrown

**Surface:** thoroughly red-coated

**Reference:** Tomber 2006: 102–103, Figure 1.39: 19–536, Type 19 (bowls, dishes, and casseroles)

**Dating:** Trajanic (98–117 A.D.)+



## Early Roman 200

**Site:** Mons Claudianus

**Shape:** bowl with low ring base, splayed walls, and plain rim

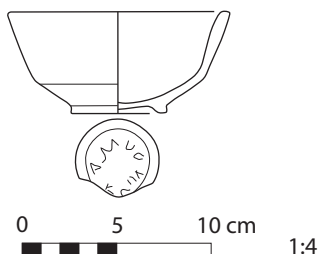
**Material:** Egyptian Red Slip Ware

**Manufacture:** thrown, with incised inscription on base

**Surface:** thoroughly red-coated

**Reference:** Tomber 2006: 102–103, Figure 1.39: 20–539, Type 20 (bowls, dishes, and casseroles)

**Dating:** Late Hadrianic (117–138 A.D.)/early Antonine (138–161 A.D.)



## Early Roman 201

**Site:** Mons Claudianus

**Shape:** carinated bowl with plain, everted rim

**Material:** Aswan

**Manufacture:** thrown

**Surface:** thoroughly red-coated

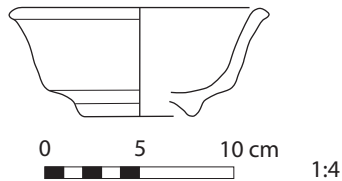
**Reference:** Tomber 2006: 103–104, Figure 1.39: 22–542, Type 22 (bowls, dishes, and casseroles)

**Dating:** Trajanic (98–117 A.D.)+



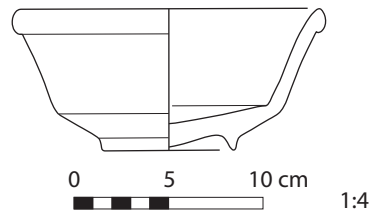
## Early Roman 202

**Site:** Mons Claudianus  
**Shape:** carinated bowl with low ring base  
**Material:** Nile silt  
**Manufacture:** thrown  
**Surface:** smoothed  
**Reference:** Tomber 2006: 103–104,  
 Figure 1.39: 22–543, Type 22  
 (bowls, dishes, and casseroles)  
**Dating:** Antonine (138–161 A.D.) or later



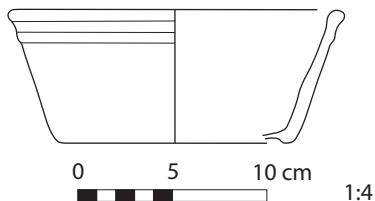
## Early Roman 203

**Site:** Mons Claudianus  
**Shape:** carinated bowl with low ring base and round rim  
**Material:** Egyptian Red Slip ware  
**Manufacture:** thrown  
**Surface:** red-coated  
**Reference:** Tomber 2006: 104, 106,  
 Figure 1.40: 23–553, Type 23  
 (bowls, dishes, and casseroles)  
**Dating:** Hadrianic (117–138 A.D.)



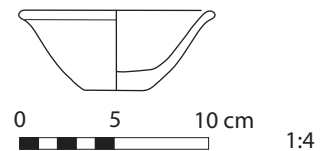
## Early Roman 204

**Site:** Mons Claudianus  
**Shape:** bowl with splayed walls, ring base, and enlarged rim, lipped inside  
**Material:** Aswan  
**Manufacture:** thrown  
**Surface:** plain  
**Reference:** Tomber 2006: 104, 106,  
 Figure 1.40: 25–557, Type 25  
 (bowls, dishes, and casseroles)  
**Dating:** mid-1st century A.D.



## Early Roman 205

**Site:** Mons Claudianus  
**Shape:** bowl with splayed walls and flat base  
**Material:** Egyptian Red Slip or marl fabric 4  
**Manufacture:** thrown  
**Surface:** poor quality slip inside and partially on outside  
**Reference:** Tomber 2006: 105–106,  
 Figure 1.40: 27–559, Type 27  
 (bowls, dishes, and casseroles)  
**Dating:** Hadrianic (117–138 A.D.)



## Early Roman 206

**Site:** Mons Claudianus

**Shape:** bowl with splayed walls, ring base, and out-turned rim, grooved on top or slightly inside

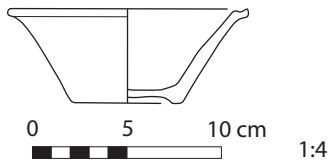
**Material:** Egyptian Red Slip Ware

**Manufacture:** thrown

**Surface:** poor quality slip

**Reference:** Tomber 2006: 105–106, Figure 1.40: 28–565, Type 28 (bowls, dishes, and casseroles)

**Dating:** Roman Period



## Early Roman 207

**Site:** Mons Claudianus

**Shape:** ledged bowl with ring base and slightly inturned plain rim

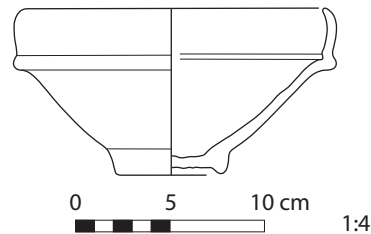
**Material:** Aswan

**Manufacture:** thrown

**Surface:** plain

**Reference:** Tomber 2006: 105–107, Figure 1.40: 30–572, Type 30 (bowls, dishes, and casseroles)

**Dating:** Trajanic (98–117 A.D.)



## Early Roman 208

**Site:** Mons Claudianus

**Shape:** ledged bowl with ring base and slightly everted plain rim

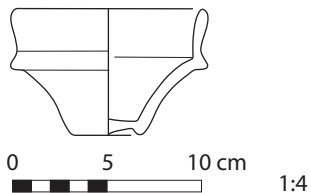
**Material:** Egyptian Red Slip Ware

**Manufacture:** thrown

**Surface:** red-coated

**Reference:** Tomber 2006: 106–107, Figure 1.40: 31–574, Type 31 (bowls, dishes, and casseroles)

**Dating:** Trajanic (98–117 A.D.)



## Early Roman 209

**Site:** Mons Claudianus

**Shape:** carinated bowl with residual ledge on upper body wall

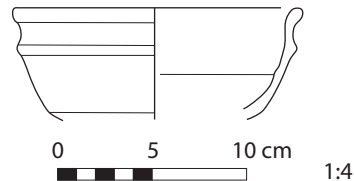
**Material:** Egyptian Red Slip Ware

**Manufacture:** thrown

**Surface:** red-coated

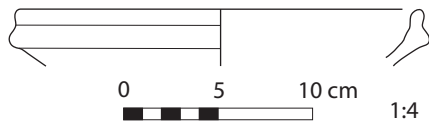
**Reference:** Tomber 2006: 106–107, Figure 1.40: 32–576, Type 32 (bowls, dishes, and casseroles)

**Dating:** Late Antonine (138–161 A.D.)



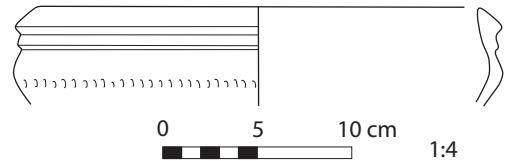
## Early Roman 210

**Site:** Mons Claudianus  
**Shape:** bowl or dish with round rim and high ledge  
**Material:** marl fabric 3  
**Manufacture:** thrown  
**Surface:** plain, with red slip(?) on the rim  
**Reference:** Tomber 2006: 107–108, Figure 1.41: 33–578, Type 33 (bowls, dishes, and casseroles)  
**Dating:** Roman Period



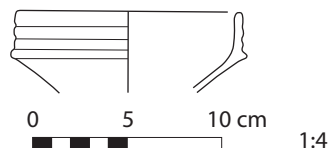
## Early Roman 211

**Site:** Mons Claudianus  
**Shape:** slightly carinated bowl with double-lipped rim  
**Material:** silt  
**Manufacture:** thrown  
**Surface:** plain, with string impression  
**Remarks:** imitation of Cypriot Sigillata  
**Reference:** Tomber 2006: 107–108, Figure 1.41: 35–582, Type 35 (bowls, dishes, and casseroles)  
**Dating:** Antonine (138–161 A.D.)



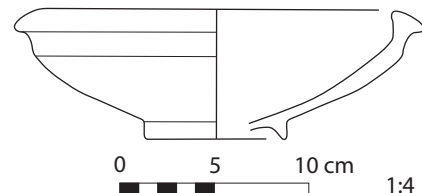
## Early Roman 212

**Site:** Mons Claudianus  
**Shape:** bowl with upright, grooved collar rim  
**Material:** Egyptian Red Slip Ware  
**Manufacture:** thrown  
**Surface:** red-coated  
**Reference:** Tomber 2006: 108, Figure 1.41: 36–583, Type 36 (bowls, dishes, and casseroles)  
**Dating:** Trajanic (98–117 A.D.)+



## Early Roman 213

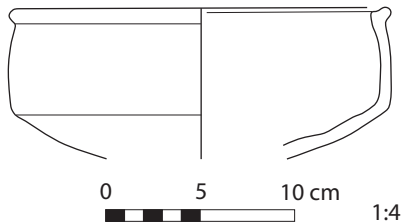
**Site:** Mons Claudianus  
**Shape:** bowl with ring base and triangular rim  
**Material:** Egyptian Red Slip Ware  
**Manufacture:** thrown  
**Surface:** red-coated  
**Reference:** Tomber 2006: 108, Figure 1.41: 37–587, Type 37 (bowls, dishes, and casseroles)  
**Dating:** mid-1st century A.D.





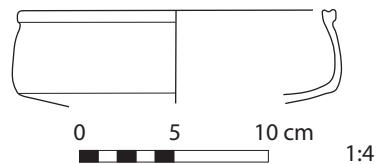
## Early Roman 214

**Site:** Mons Claudianus  
**Shape:** carinated bowl with flattened rim (casserole)  
**Material:** Aswan  
**Manufacture:** thrown  
**Surface:** plain  
**Reference:** Tomber 2006: 109–110, Figure 1.42: 40–596, Type 40 (bowls, dishes, and casseroles)  
**Dating:** Roman Period



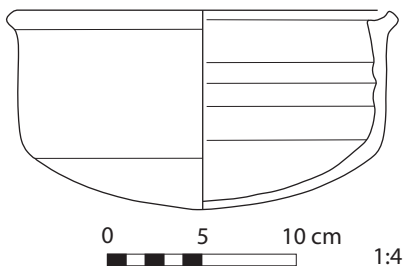
## Early Roman 215

**Site:** Mons Claudianus  
**Shape:** carinated bowl with small grooved rim (casserole)  
**Material:** Aswan  
**Manufacture:** thrown  
**Surface:** brown wash outside and on the inside rim  
**Reference:** Tomber 2006: 109–110, Figure 1.43: 40–605, Type 43 (bowls, dishes, and casseroles)  
**Dating:** Late Antonine (138–161 A.D.)



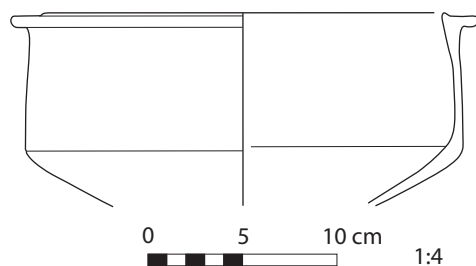
## Early Roman 216

**Site:** Mons Claudianus  
**Shape:** carinated bowl with upright or turned-out, grooved rim (casserole)  
**Material:** Nile silt  
**Manufacture:** thrown  
**Surface:** plain  
**Reference:** Tomber 2006: 110–112, Figure 1.43: 44–606, Type 44 (bowls, dishes, and casseroles)  
**Dating:** Late Hadrianic (117–138 A.D.)/ Early Antonine (138–161 A.D.)



## Early Roman 217

**Site:** Mons Claudianus  
**Shape:** carinated bowl with ledge rim (casserole)  
**Material:** Nile silt  
**Manufacture:** thrown  
**Surface:** plain  
**Reference:** Tomber 2006: 111–112, Figure 1.43: 47–615, Type 47 (bowls, dishes, and casseroles)  
**Dating:** Trajanic (98–117 A.D.)+



## Early Roman 218

**Site:** Mons Claudianus

**Shape:** carinated bowl with deeply-grooved broad rim (casserole)

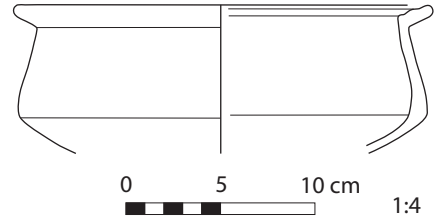
**Material:** Nile silt

**Manufacture:** thrown

**Surface:** plain

**Reference:** Tomber 2006: 112–113, Figure 1.43: 51-624, Type 51 (bowls, dishes, and casseroles)

**Dating:** Trajanic (98–117 A.D.)



## Early Roman 219

**Site:** Mons Claudianus

**Shape:** bowl with broad, flat rim, grooved on the outer surface (casserole)

**Material:** Nile silt

**Manufacture:** thrown

**Surface:** plain

**Reference:** Tomber 2006: 114–115, Figure 1.44: 56-634, Type 56 (bowls, dishes, and casseroles)

**Dating:** Trajanic (98–117 A.D.)+



## Early Roman 220

**Site:** Mons Claudianus

**Shape:** hemispherical bowl with broad, flat rim (casserole)

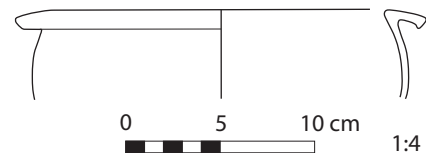
**Material:** Nile silt

**Manufacture:** thrown

**Surface:** plain

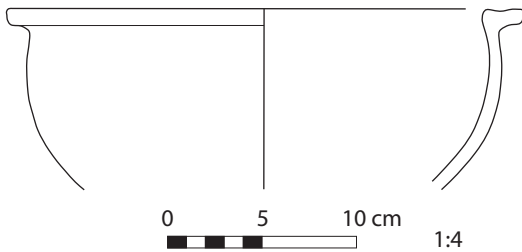
**Reference:** Tomber 2006: 114–115, Figure 1.44: 60-641, Type 60 (bowls, dishes, and casseroles)

**Dating:** Trajanic (98–117 A.D.)+



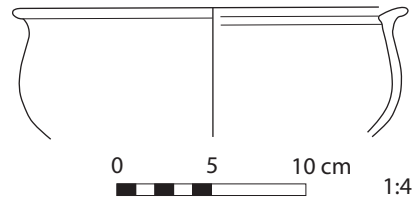
### Early Roman 221

**Site:** Mons Claudianus  
**Shape:** hemispherical bowl with broad, flat rim, slightly depressed on top (casserole)  
**Material:** Nile silt  
**Manufacture:** thrown  
**Surface:** plain  
**Reference:** Tomber 2006: 114–115, Figure 1.44: 61–642, Type 61 (bowls, dishes, and casseroles)  
**Dating:** Trajanic (98–117 A.D.)+



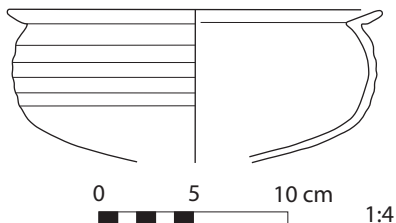
### Early Roman 222

**Site:** Mons Claudianus  
**Shape:** hemispherical bowl with recurved rim (casserole)  
**Material:** Nile silt  
**Manufacture:** thrown  
**Surface:** plain  
**Reference:** Tomber 2006: 116–117, Figure 1.45: 63–644, Type 63 (bowls, dishes, and casseroles)  
**Dating:** Trajanic (98–117 A.D.)+



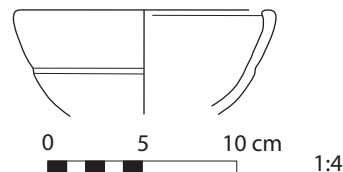
### Early Roman 223

**Site:** Mons Claudianus  
**Shape:** hemispherical bowl with ribbed walls and sharply everted rim (casserole)  
**Material:** Nile silt  
**Manufacture:** thrown  
**Surface:** plain  
**Reference:** Tomber 2006: 116–117, Figure 1.45: 66–651, Type 66 (bowls, dishes, and casseroles)  
**Dating:** Antonine (138–161 A.D.)



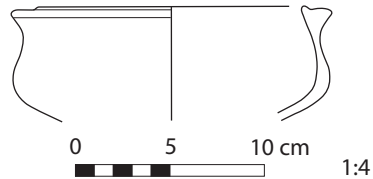
### Early Roman 224

**Site:** Mons Claudianus  
**Shape:** bowl with inturned rim (casserole)  
**Material:** Nile silt  
**Manufacture:** thrown  
**Surface:** plain  
**Reference:** Tomber 2006: 116–117, Figure 1.45: 67–653, Type 67 (bowls, dishes, and casseroles)  
**Dating:** Trajanic (98–117 A.D.)



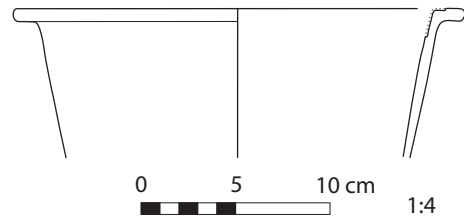
### Early Roman 225

**Site:** Mons Claudianus  
**Shape:** carinated bowl with inturned rim and enlarged ledge (casserole)  
**Material:** Nile silt  
**Manufacture:** thrown  
**Surface:** plain  
**Reference:** Tomber 2006: 117, Figure 1.45: 68-654, Type 68 (bowls, dishes, and casseroles)  
**Dating:** Antonine (138–161 A.D.)



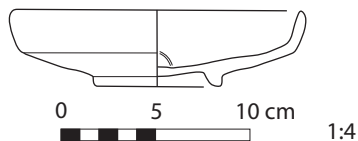
### Early Roman 226

**Site:** Mons Claudianus  
**Shape:** deep bowl with straight splayed walls and broad, flat rim (casserole); reconstructed rim  
**Material:** Aswan  
**Manufacture:** thrown  
**Surface:** plain  
**Reference:** Tomber 2006: 117, Figure 1.45: 69-655, Type 69 (bowls, dishes, and casseroles)  
**Dating:** Trajanic (98–117 A.D.)



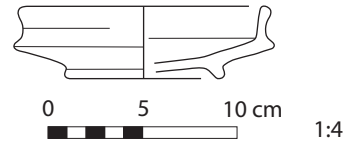
### Early Roman 227

**Site:** Mons Claudianus  
**Shape:** dish with ring base, splayed walls, and plain rim  
**Material:** Aswan  
**Manufacture:** thrown  
**Surface:** plain  
**Reference:** Tomber 2006: 118, 120, Figure 1.46: 73-659, Type 73 (bowls, dishes, and casseroles)  
**Dating:** Trajanic (98–117 A.D.)+



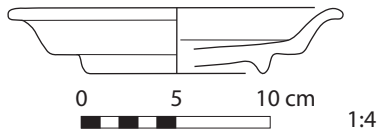
### Early Roman 228

**Site:** Mons Claudianus  
**Shape:** carinated dish with ring base and plain rim  
**Material:** Egyptian Red Slip Ware  
**Manufacture:** thrown  
**Surface:** red-coated  
**Reference:** Tomber 2006: 118, 120, Figure 1.46: 75-665, Type 75 (bowls, dishes, and casseroles)  
**Dating:** Roman Period



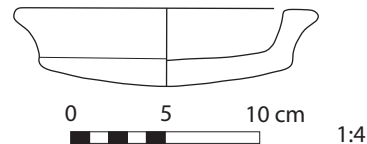
### Early Roman 229

**Site:** Mons Claudianus  
**Shape:** carinated dish with ring base and everted plain rim  
**Material:** Nile silt  
**Manufacture:** thrown  
**Surface:** perhaps red-coated  
**Reference:** Tomber 2006: 119–120, Figure 1.46: 78–670, Type 78 (bowls, dishes, and casseroles)  
**Dating:** Trajanic (98–117 A.D.)+



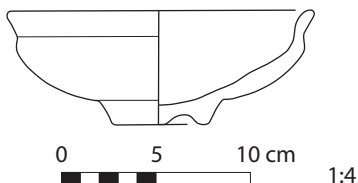
### Early Roman 230

**Site:** Mons Claudianus  
**Shape:** dish with thick walls, broad flat rim, and rounded base  
**Material:** Nile silt  
**Manufacture:** handmade  
**Surface:** perhaps red-coated  
**Reference:** Tomber 2006: 119–120, Figure 1.46: 80–674, Type 80 (bowls, dishes, and casseroles)  
**Dating:** Trajanic (98–117 A.D.)



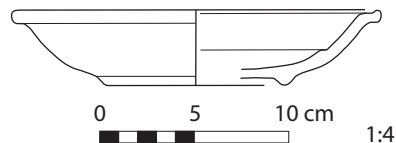
### Early Roman 231

**Site:** Mons Claudianus  
**Shape:** dish with ring base, rounded walls, and plain everted rim  
**Material:** marl fabric 3  
**Manufacture:** thrown  
**Surface:** plain  
**Reference:** Tomber 2006: 119–120, Figure 1.46: 81–675, Type 81 (bowls, dishes, and casseroles)  
**Dating:** Antonine (138–161 A.D.)



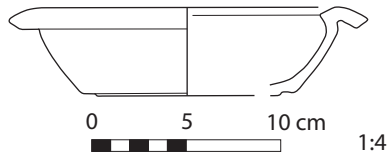
### Early Roman 232

**Site:** Mons Claudianus  
**Shape:** dish with ring base and broad out-turned rim  
**Material:** Egyptian Red Slip Ware  
**Manufacture:** thrown  
**Surface:** poorly red-coated  
**Reference:** Tomber 2006: 119–120, Figure 1.46: 82–677, Type 82 (bowls, dishes, and casseroles)  
**Dating:** Antonine (138–161 A.D.)



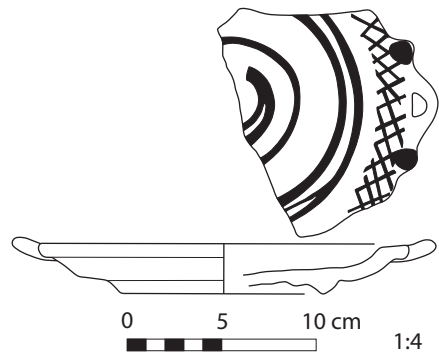
### Early Roman 233

**Site:** Mons Claudianus  
**Shape:** dish with low ring base, and out-turned rim  
**Material:** Nile silt  
**Manufacture:** thrown  
**Surface:** plain  
**Reference:** Tomber 2006: 119–120, Figure 1.46: 83-678, Type 83 (bowls, dishes, and casseroles)  
**Dating:** Trajanic (98–117 A.D.)



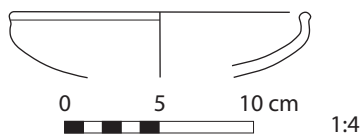
### Early Roman 234

**Site:** Mons Claudianus  
**Shape:** dish with ring base and broad, flat rim; an applied strip with a cut-out semicircle is joined to the rim  
**Material:** Nile silt  
**Manufacture:** thrown  
**Surface:** plain, with black painted decoration  
**Reference:** Tomber 2006: 120, Figure 1.46: 84-679, Type 84 (bowls, dishes, and casseroles)  
**Dating:** Severan (193–211 A.D.)



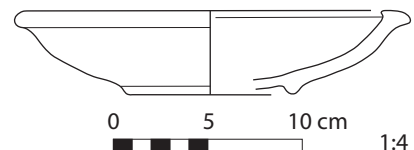
### Early Roman 235

**Site:** Mons Claudianus  
**Shape:** dish with round rim  
**Material:** marl fabric 3  
**Manufacture:** thrown  
**Surface:** plain  
**Reference:** Tomber 2006: 120–121, Figure 1.46: 85-681, Type 85 (bowls, dishes, and casseroles)  
**Dating:** Trajanic (98–117 A.D.)+



### Early Roman 236

**Site:** Mons Claudianus  
**Shape:** dish with ring base and slightly flattened rim  
**Material:** Egyptian Red Slip Ware  
**Manufacture:** thrown  
**Surface:** poorly red-coated  
**Reference:** Tomber 2006: 120–121, Figure 1.46: 87-684, Type 87 (bowls, dishes, and casseroles)  
**Dating:** Trajanic (98–117 A.D.)+



## Early Roman 237

**Site:** Mons Claudianus

**Shape:** dish with flat base and rounded rim

**Material:** Egyptian Red Slip Ware

**Manufacture:** thrown

**Surface:** thoroughly red-coated

**Reference:** Tomber 2006: 120–121, Figure 1.46: 88–689, Type 88 (bowls, dishes, and casseroles)

**Dating:** Roman Period



## Early Roman 238

**Site:** Mons Claudianus

**Shape:** dish with slightly incurved rim and ring base

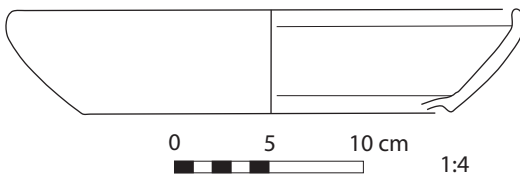
**Material:** Aswan

**Manufacture:** thrown

**Surface:** plain

**Reference:** Tomber 2006: 121–123, Figure 1.47: 90–696, Type 90 (bowls, dishes, and casseroles)

**Dating:** Trajanic (98–117 A.D.)



## Early Roman 239

**Site:** Mons Claudianus

**Shape:** dish with very sharply spayed walls, ring base, and internal round lip on the rim

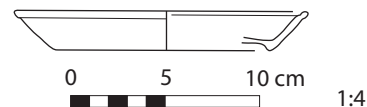
**Material:** Aswan

**Manufacture:** thrown

**Surface:** plain

**Reference:** Tomber 2006: 122–123, Figure 1.47: 93–700, Type 93 (bowls, dishes, and casseroles)

**Dating:** Trajanic (98–117 A.D.)+



## Early Roman 240

---

**Site:** Mons Claudianus

**Shape:** carinated dish with inturned rim

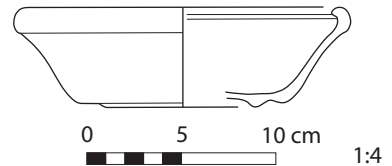
**Material:** Aswan

**Manufacture:** thrown

**Surface:** plain

**Reference:** Tomber 2006: 122–123,  
Figure 1.47: 95-704, Type 95  
(bowls, dishes, and casseroles)

**Dating:** Trajanic (98–117 A.D.)+



## Early Roman 241

---

**Site:** Mons Claudianus

**Shape:** large dish with thickened walls, inturned rim, and most likely a flat base

**Material:** Aswan

**Manufacture:** thrown

**Surface:** plain

**Reference:** Tomber 2006: 123–124, Figure 1.47: 97-706, Type 97 (bowls, dishes, and casseroles)

**Dating:** Antonine (138–161 A.D.)



## Early Roman 242

---

**Site:** Mons Claudianus

**Shape:** dish with spayed walls, rounded base, and inturned rim

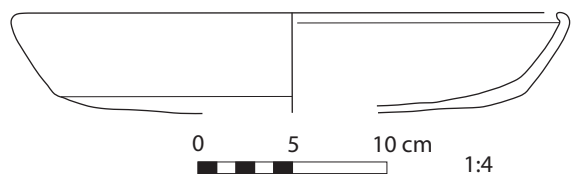
**Material:** Nile silt

**Manufacture:** thrown

**Surface:** plain

**Reference:** Tomber 2006: 123–124, Figure 1.47: 99-709, Type 99 (bowls, dishes, and casseroles)

**Dating:** Trajanic (98–117 A.D.)+





## Early Roman 243

**Site:** Mons Claudianus

**Shape:** shallow plate with plain rim and flat base (casserole)

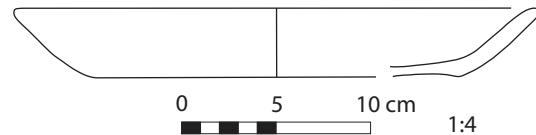
**Material:** Nile silt

**Manufacture:** thrown

**Surface:** plain

**Reference:** Tomber 2006: 123–124, Figure 1.47: 100–711, Type 100 (bowls, dishes, and casseroles)

**Dating:** Trajanic (98–117 A.D.)



## Early Roman 244

**Site:** Mons Claudianus

**Shape:** bowl with rounded base and slightly out-turned, grooved rim (casserole)

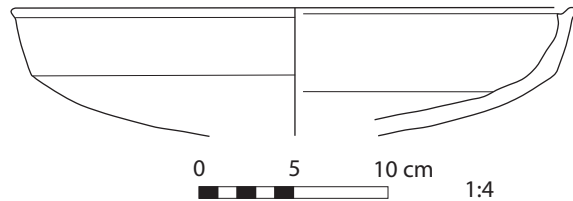
**Material:** Nile silt

**Manufacture:** thrown

**Surface:** plain

**Reference:** Tomber 2006: 123–124, Figure 1.47: 102–715, Type 102 (bowls, dishes, and casseroles)

**Dating:** Trajanic (98–117 A.D.)



## Early Roman 245

**Site:** Mons Claudianus

**Shape:** shallow bowl with triangular rim and rounded base, distinguished by having at least one spout-like handle joined to the rim

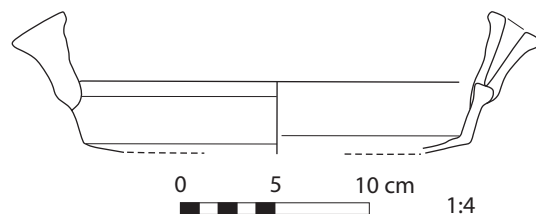
**Material:** Aswan or imported fabric

**Manufacture:** thrown

**Surface:** red-coated


**Reference:** Tomber 2006: 125–126, Figure 1.48: 104–718, Type 104 (bowls, dishes, and casseroles)

**Dating:** Severan (193–211 A.D.)



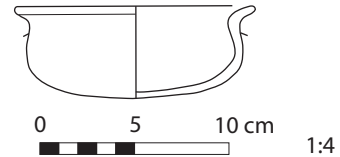
## Early Roman 246

**Site:** Mons Claudianus  
**Shape:** carinated bowl (casserole)  
**Material:** Nile silt  
**Manufacture:** thrown  
**Surface:** plain  
**Reference:** Tomber 2006: 125–126,  
 Figure 1.48: 105-719, Type 105  
 (bowls, dishes, and casseroles)  
**Dating:** Roman Period



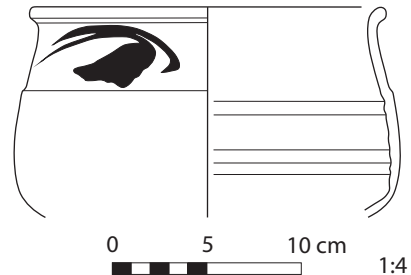
## Early Roman 247

**Site:** Mons Claudianus  
**Shape:** double(?)-handled carinated bowl  
 with rounded base (casserole)  
**Material:** Nile silt  
**Manufacture:** thrown  
**Surface:** plain  
**Reference:** Tomber 2006: 125–126,  
 Figure 1.48: 108-720, Type 108  
 (bowls, dishes, and casseroles)  
**Dating:** Trajanic (98–117 A.D.)+



## Early Roman 248

**Site:** Mons Claudianus  
**Shape:** carinated bowl with round rim  
**Material:** Aswan  
**Manufacture:** thrown  
**Surface:** plain, with black painted decoration  
**Reference:** Tomber 2006: 125–126, Figure 1.48: 109-723, Type 109 (bowls, dishes, and casseroles)  
**Dating:** Roman Period



## Early Roman 249

**Site:** Mons Claudianus

**Shape:** deep, spouted bowl with triangular rim

**Material:** marl fabric 4

**Manufacture:** thrown

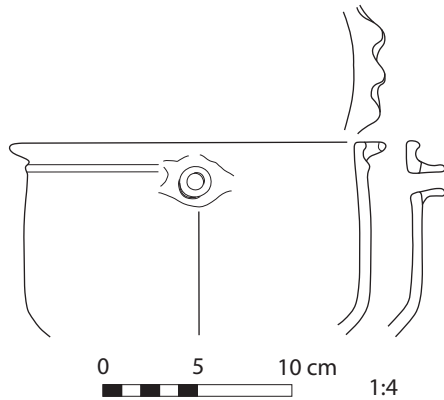
**Surface:** red-coated

**Reference:** Tomber 2006: 126–127,

Figure 1.49: 111-727, Type 111

(bowls, dishes, and casseroles)

**Dating:** Antonine (138–161 A.D.)



## Early Roman 250

**Site:** Mons Claudianus

**Shape:** deep, spouted bowl with everted rim

**Material:** marl fabric 4

**Manufacture:** thrown

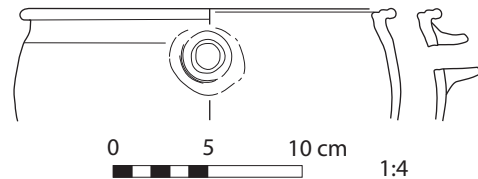
**Surface:** red-coated

**Reference:** Tomber 2006: 126–127,

Figure 1.49: 111-727, Type 111

(bowls, dishes, and casseroles)

**Dating:** Antonine (138–161 A.D.)



## Early Roman 251

**Site:** Mons Claudianus

**Shape:** deep hemispherical bowl with flat grooved rim, oriented on the outer surface;  
an applied thumbed strip is joined at intervals to the rim

**Material:** Nile silt

**Manufacture:** thrown

**Surface:** plain, burnished, with black painted decoration

**Reference:** Tomber 2006: 127–128,

Figure 1.49: 116–734, Type 116  
(bowls, dishes, and casseroles)

**Dating:** Trajanic (98–117 A.D.)+



## Early Roman 252

**Site:** Mons Claudianus

**Shape:** deep hemispherical bowl with flat rim;  
an applied thumbed strip is joined at intervals to the rim

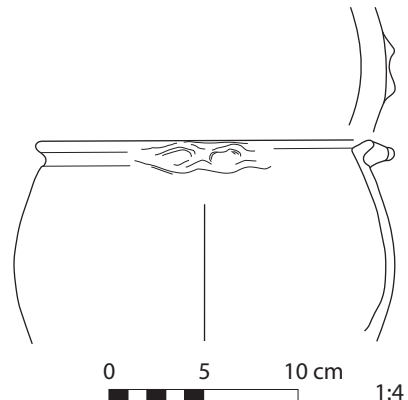
**Material:** Aswan

**Manufacture:** thrown

**Surface:** plain

**Reference:** Tomber 2006: 127–128, Figure 1.49: 117–735,  
Type 117 (bowls, dishes, and casseroles)

**Dating:** Trajanic (98–117 A.D.)+



## Early Roman 253

---

**Site:** Mons Claudianus

**Shape:** deep, hemispherical bowl with enlarged, slightly flattened rim

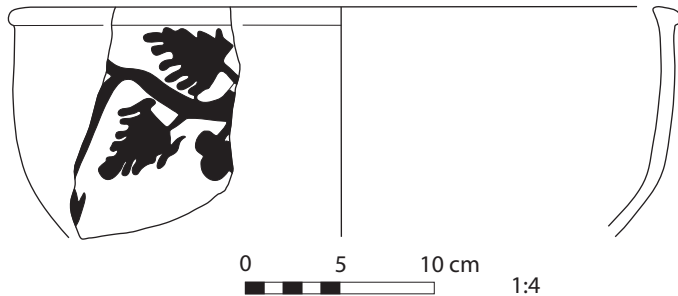
**Material:** marl fabric 2/3

**Manufacture:** thrown

**Surface:** plain, with black painted decoration

**Reference:** Tomber 2006: 127, 129, Figure 1.49: 121-739, Type 121 (bowls, dishes, and casseroles)

**Dating:** mid-1st century A.D.



## Early Roman 254

---

**Site:** Mons Claudianus

**Shape:** deep, hemispherical bowl with thick, flat rim and wavy, ledge handle

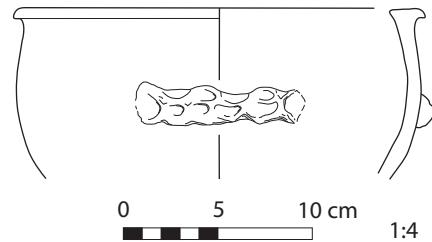
**Material:** marl fabric 1

**Manufacture:** thrown

**Surface:** plain, with black painted decoration

**Reference:** Tomber 2006: 129-130, Figure 1.50: 122-741, Type 122 (bowls, dishes, and casseroles)

**Dating:** Trajanic (98-117 A.D.)



## Early Roman 255

---

**Site:** Mons Claudianus

**Shape:** large bowl with straight walls and squared-off, grooved rim

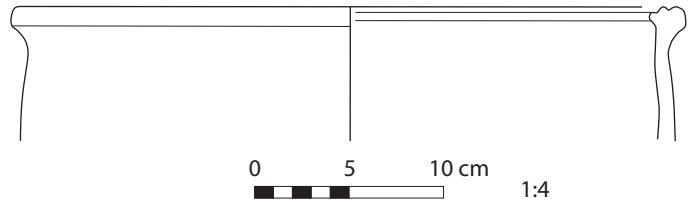
**Material:** marl fabric 1

**Manufacture:** thrown

**Surface:** plain

**Reference:** Tomber 2006: 129–130, Figure 1.50: 124-743, Type 124 (bowls, dishes, and casseroles)

**Dating:** Roman Period



## Early Roman 256

---

**Site:** Mons Claudianus

**Shape:** deep, hemispherical bowl with out-turned rim

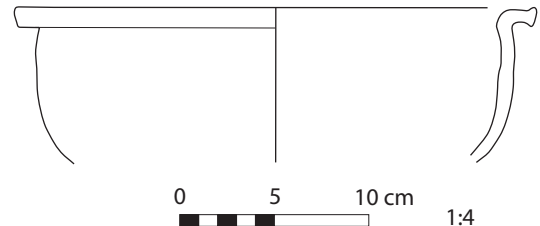
**Material:** silt

**Manufacture:** thrown

**Surface:** plain

**Reference:** Tomber 2006: 129–130, Figure 1.50: 128-747, Type 128 (bowls, dishes, and casseroles)

**Dating:** Trajanic (98–117 A.D.)+



## Early Roman 257

**Site:** Mons Claudianus

**Shape:** deep, hemispherical bowl with thick, grooved rim


**Material:** marl fabric 3

**Manufacture:** thrown

**Surface:** plain

**Reference:** Tomber 2006: 130–131, Figure 1.50: 129-748, Type 129 (bowls, dishes, and casseroles)

**Dating:** Roman Period



## Early Roman 258

**Site:** Mons Claudianus

**Shape:** hemispherical bowl with flat, thickened rim

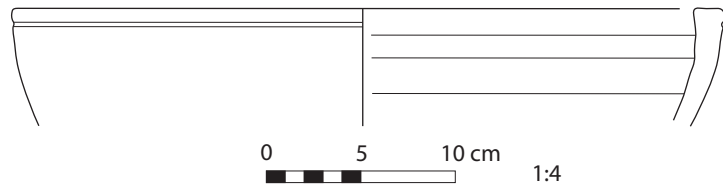
**Material:** marl fabric 3 (?)

**Manufacture:** thrown

**Surface:** plain

**Reference:** Tomber 2006: 130–131, Figure 1.50: 130-750, Type 130 (bowls, dishes, and casseroles)

**Dating:** Roman Period



## Early Roman 259

**Site:** Mons Claudianus

**Shape:** vessel with inturned rim, flattened on top;  
at least one applied clay strip is joined to the body as a horizontal handle

**Material:** marl fabric 2

**Manufacture:** thrown

**Surface:** plain

**Reference:** Tomber 2006: 130–131, Figure 1.50: 131-753, Type 131 (bowls, dishes, and casseroles)

**Dating:** Severan (193–211 A.D.)



## Early Roman 260

**Site:** Mons Claudianus

**Shape:** hemispherical bowl with inturned rim

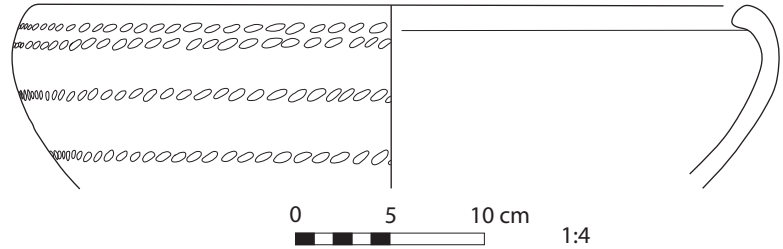
**Material:** marl fabric 3

**Manufacture:** thrown

**Surface:** plain, with string impressions

**Reference:** Tomber 2006: 130–131, Figure 1.50: 134-756, Type 134 (bowls, dishes, and casseroles)

**Dating:** Trajanic (98–117 A.D.)+



## Early Roman 261

**Site:** Mons Claudianus

**Shape:** deep bowl with splayed walls and thickened double-grooved rim; at least one applied clay strip is joined to the rim as a horizontal handle

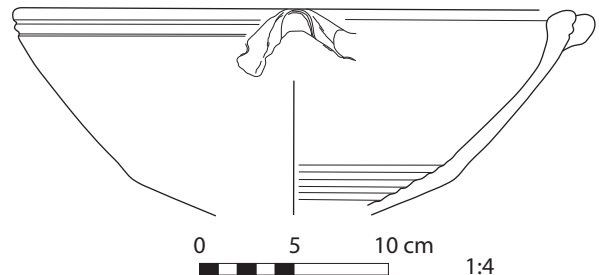
**Material:** silt

**Manufacture:** thrown

**Surface:** plain

**Reference:** Tomber 2006: 131–132, Figure 1.51: 135-757, Type 135 (bowls, dishes, and casseroles)

**Dating:** Antonine (138–161 A.D.)



## Early Roman 262

**Site:** Mons Claudianus

**Shape:** hemispherical bowl with thick walls and slightly inturned rim, four parallel grooves on the outer wall

**Material:** silt

**Manufacture:** thrown

**Surface:** plain

**Reference:** Tomber 2006: 132, Figure 1.51: 136-758, Type 136 (bowls, dishes, and casseroles)

**Dating:** Antonine (138–161 A.D.) or later





## Early Roman 263

**Site:** Mons Claudianus

**Shape:** bowl with broad, out-turned and curved rim (*mortarium*)

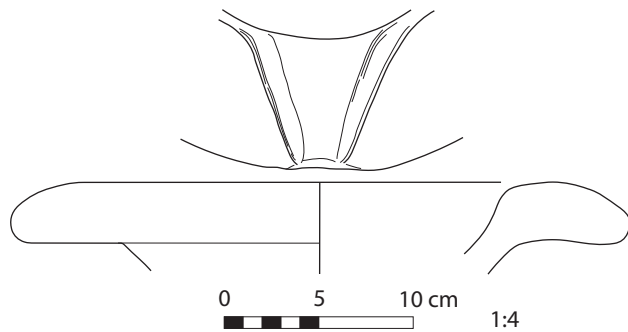
**Material:** imported fabric

**Manufacture:** thrown

**Surface:** plain

**Reference:** Tomber 2006: 132–133, Figure 1.51: 137–760, Type 137 (bowls, dishes, and casseroles)

**Dating:** Trajanic (98–117 A.D.)



## Early Roman 264

**Site:** Mons Claudianus

**Shape:** deep vessel with splayed walls, carinated towards the base, and triangular-shaped rim

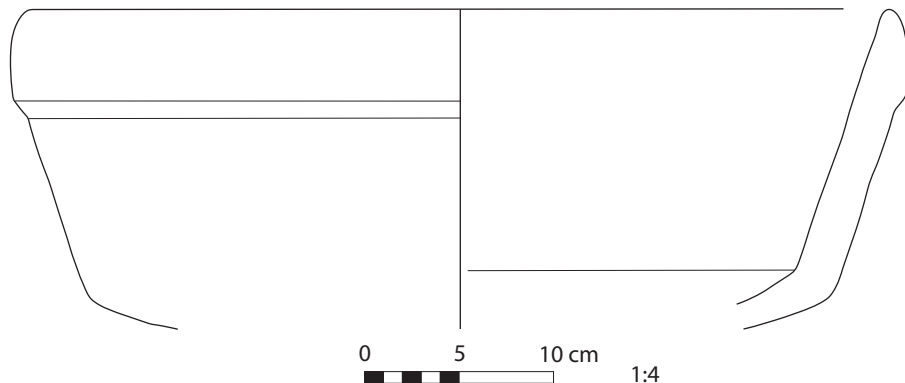
**Material:** silt

**Manufacture:** handmade

**Surface:** plain

**Reference:** Tomber 2006: 132–133, Figure 1.51: 139–763, Type 139 (bowls, dishes, and casseroles)

**Dating:** Antonine (138–161 A.D.)



## Early Roman 265

**Site:** Mons Claudianus

**Shape:** shallow vessel with straight walls and flat base (bread tray)

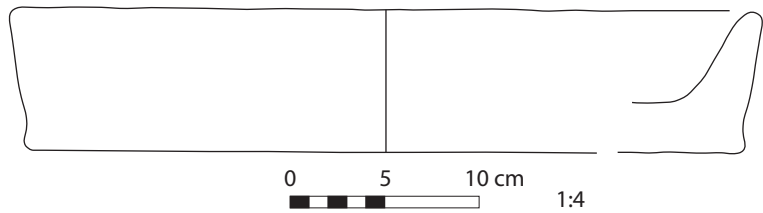
**Material:** marl, overfired (?)

**Manufacture:** handmade

**Surface:** plain

**Reference:** Tomber 2006: 132–133, Figure 1.51: 140–764, Type 140 (bowls, dishes, and casseroles)

**Dating:** Antonine (138–161 A.D.)



## Early Roman 266

**Site:** Valley of the Queens, Thebes

**Shape:** bowl with round base and flaring walls

**Material:** L IV

**Manufacture:** thrown

**Surface:** orange-coated, with purple bands inside and outside

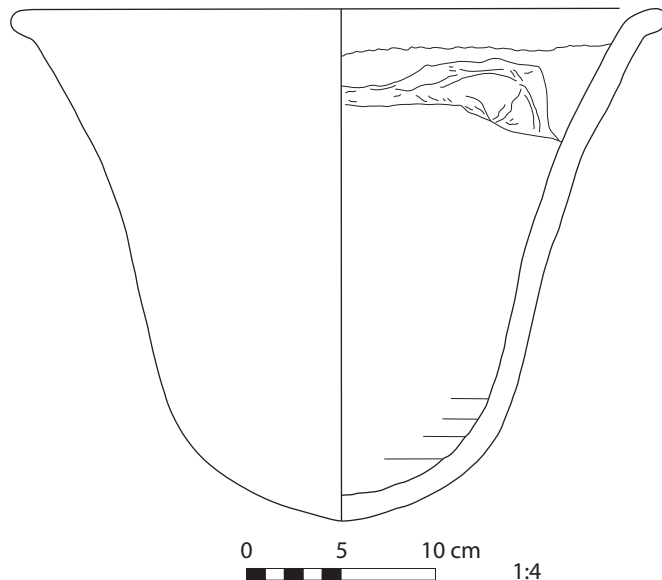
**Remarks:** used as a container for bird mummies

**Reference:** Lecuyot 1996: 157, Figure 3

**Compare:** Lecuyot 1992: 90–100, Plate XVIII; Loret and Gaillard 1903: 121, Figure 72

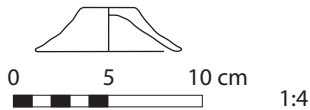
**Dating:** Roman Period

**Representative Example:** similar to Color Plate 4.3



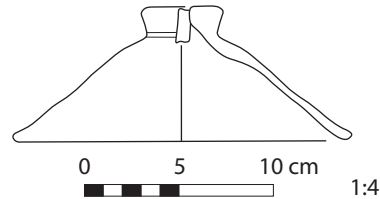
## Early Roman 267

**Site:** Mons Claudianus  
**Shape:** small lid with everted, plain rim  
**Material:** silt  
**Manufacture:** thrown  
**Surface:** plain  
**Reference:** Tomber 2006: 134, 136,  
 Figure 1.52: 1-765, Type 1 (lids)  
**Dating:** Late Antonine (138–161 A.D.)



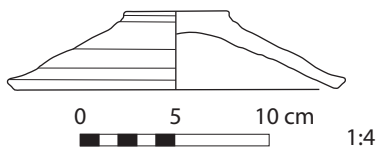
## Early Roman 268

**Site:** Mons Claudianus  
**Shape:** conical lid with everted, plain rim  
 and knobbed handle  
**Material:** silt  
**Manufacture:** thrown  
**Surface:** plain  
**Remarks:** pierced after firing to release steam  
 and found with a reworked ceramic  
 stopper blocking the hole  
**Reference:** Tomber 2006: 134, 136,  
 Figure 1.52: 3-769, Type 3 (lids)  
**Dating:** Roman Period



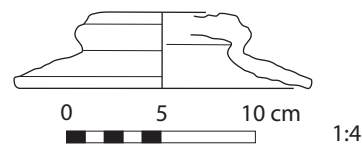
## Early Roman 269

**Site:** Mons Claudianus  
**Shape:** lid with thick undulating walls and  
 plain, slightly squared-off rim  
**Material:** marl fabric 5  
**Manufacture:** thrown  
**Surface:** plain  
**Reference:** Tomber 2006: 135–136,  
 Figure 1.52: 6-774, Type 6 (lids)  
**Dating:** Antonine (138–161 A.D.)



## Early Roman 270

**Site:** Mons Claudianus  
**Shape:** very crudely-made carinated lid with  
 broad, flat knob-handle, and  
 squared-off rim  
**Material:** silt  
**Manufacture:** thrown  
**Surface:** plain  
**Reference:** Tomber 2006: 135–136,  
 Figure 1.52: 9-778, Type 9 (lids)  
**Dating:** Trajanic (98–117 A.D.)+



## Early Roman 271

**Site:** Mons Claudianus

**Shape:** shallow lid with at least one applied clay strip joined to the rim as a handle

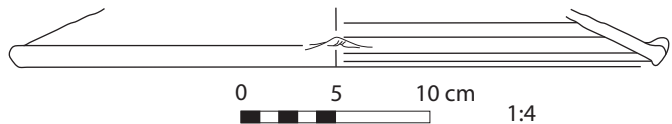
**Material:** silt

**Manufacture:** thrown

**Surface:** plain, with burnished concentric circles inside

**Reference:** Tomber 2006: 136–137, Figure 1.52: 12-785, Type 12 (lids)

**Dating:** Trajanic (98–117 A.D.)



## Early Roman 272

**Site:** Mons Claudianus

**Shape:** shallow, convex lid with rim grooved on the top; crudely-made

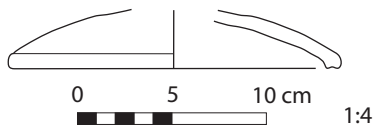
**Material:** silt

**Manufacture:** thrown

**Surface:** plain

**Reference:** Tomber 2006: 136–137, Figure 1.52: 18-791, Type 18 (lids)

**Dating:** Trajanic (98–117 A.D.)



## Early Roman 273

**Site:** Mons Claudianus

**Shape:** deep, conical lid with broad, inturned rim

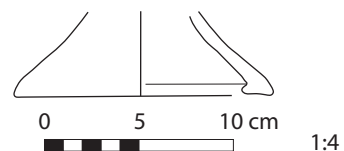
**Material:** marl fabric 2

**Manufacture:** thrown

**Surface:** plain

**Reference:** Tomber 2006: 136–137, Figure 1.52: 20-794, Type 20 (lids)

**Dating:** Antonine (138–161 A.D.)



## Early Roman 274

**Site:** Mons Claudianus

**Shape:** deep lid with plain rim and ribbed upper walls

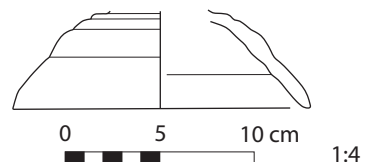
**Material:** silt

**Manufacture:** thrown

**Surface:** plain

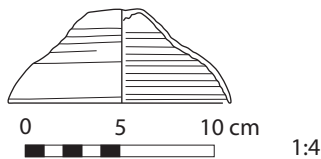
**Reference:** Tomber 2006: 136, 138, Figure 1.52: 21-79, Type 21 (lids)

**Dating:** Severan (193–211 A.D.)



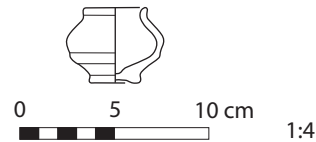
## Early Roman 275

**Site:** Tôd  
**Shape:** deep lid with incurved walls  
**Material:** M  
**Manufacture:** well thrown  
**Surface:** plain  
**Reference:** Pierrat 1996: 191, Plate 2, Figure 13  
**Dating:** 2nd century–second half  
of 4th century A.D.



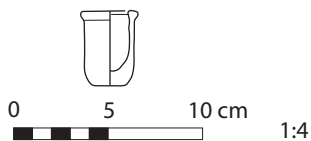
## Early Roman 276

**Site:** Mons Claudianus  
**Shape:** miniature globular jar with ring base  
and plain, everted rim  
**Material:** marl fabric 3  
**Manufacture:** thrown  
**Surface:** plain  
**Reference:** Tomber 2006: 138, 140,  
Figure 1.53: 2-801, Type 2  
(miscellaneous vessels)  
**Dating:** Roman Period



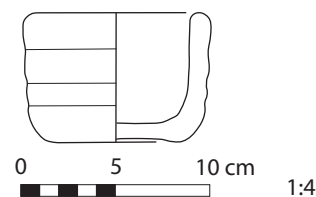
## Early Roman 277

**Site:** Mons Claudianus  
**Shape:** small, cylindrical vessel with flat base  
and round rim  
**Material:** silt  
**Manufacture:** thrown  
**Surface:** plain  
**Reference:** Tomber 2006: 138, 140,  
Figure 1.53: 3-802, Type 3  
(miscellaneous vessels)  
**Dating:** Antonine (138–161 A.D.)



## Early Roman 278

**Site:** Mons Claudianus  
**Shape:** cylindrical vessel with thick walls,  
plain rim, and flat base  
**Material:** silt  
**Manufacture:** thrown  
**Surface:** plain  
**Reference:** Tomber 2006: 139–140,  
Figure 1.53: 4-806, Type 4  
(miscellaneous vessels)  
**Dating:** Trajanic (98–117 A.D.)+



## Early Roman 279

**Site:** Mons Claudianus

**Shape:** squat vessel with ribbed body, everted plain rim, and ring base

**Material:** silt

**Manufacture:** thrown

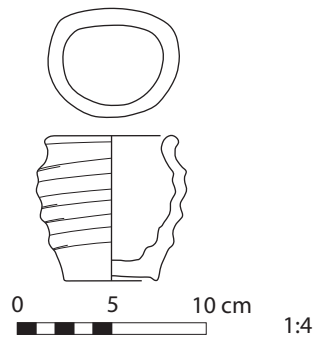
**Surface:** plain

**Reference:** Tomber 2006: 139–140,

Figure 1.53: 5-807, Type 5

(miscellaneous vessels)

**Dating:** Late Antonine (138–161 A.D.)



## Early Roman 280

**Site:** Mons Claudianus

**Shape:** tall, cylindrical vessel with heavily ribbed walls and the base pushed up into the center

**Material:** marl fabric 2 (?)

**Manufacture:** thrown

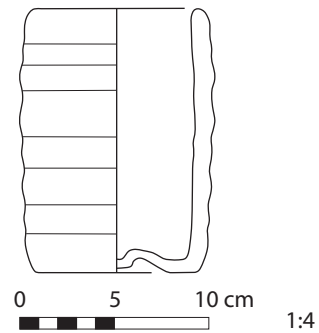
**Surface:** plain

**Reference:** Tomber 2006: 139–140,

Figure 1.53: 6-808, Type 6

(miscellaneous vessels)

**Dating:** Late Antonine (138–161 A.D.)



## Early Roman 281

---

**Site:** Mons Claudianus

**Shape:** spindle-shaped *amphora* with long, straight, thin neck, rounded shoulder, and solid spike base; frequently knobbed

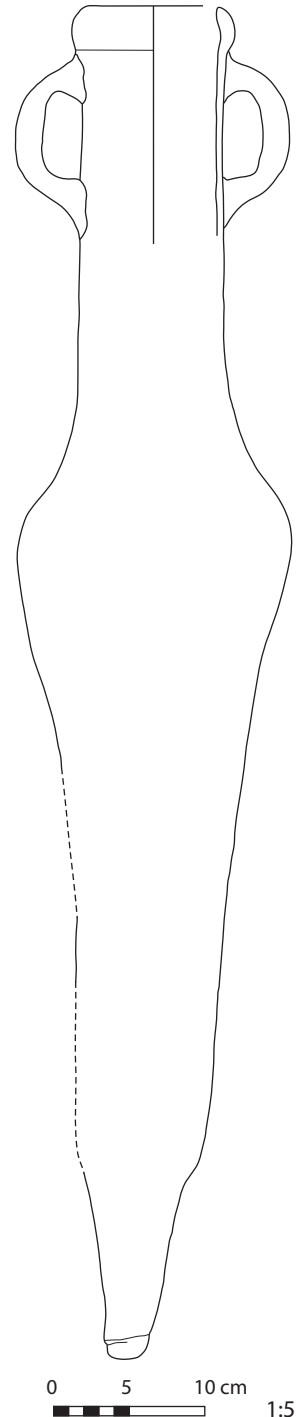
**Material:** silt

**Manufacture:** thrown

**Surface:** plain

**Reference:** Tomber 2006: 143–144, Figure 1.55: 1–826,  
Type 1 (*amphorae*)

**Dating:** Trajanic (98–117 A.D.)+



## Early Roman 282

**Site:** Valley of the Queens, Thebes

**Shape:** tall *amphora* with elongated body and long cylindrical neck

**Material:** L II

**Manufacture:** thrown

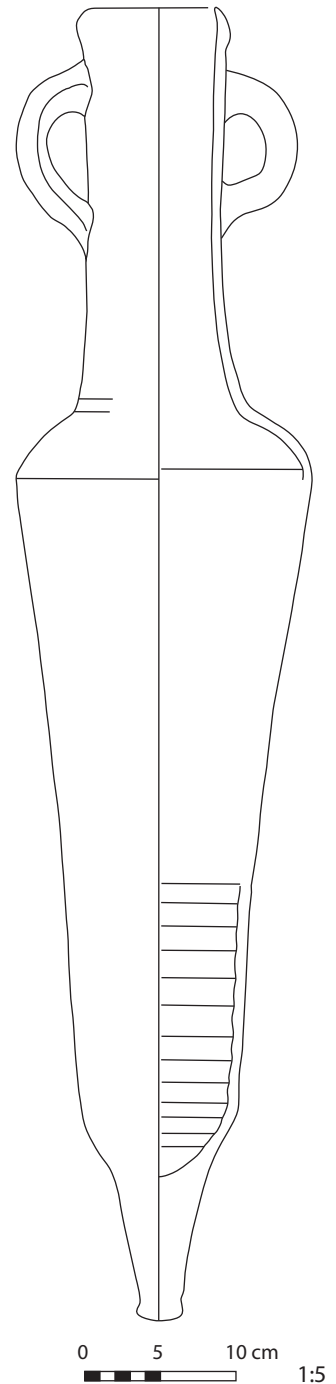
**Surface:** plain, polished outside

**Compare:** Kelley 1976: Plate 97.34 (x 10);

Gempeler 1992: 188–189, Figure 120 (1), Plate 38 (4)

**Reference:** Lecuyot 1996: 157, Figure 4

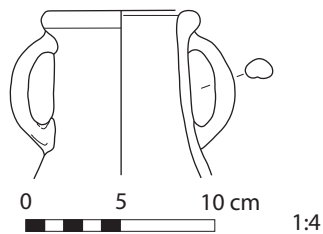
**Dating:** 2nd–4th century A.D.





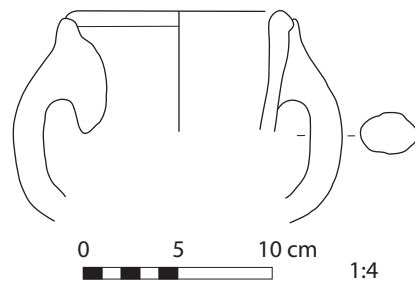
### Early Roman 283

**Site:** Mons Claudianus  
**Shape:** small *amphora* with long neck, curving outwards, and round rim  
**Material:** brown, Northwest Coast  
**Manufacture:** thrown  
**Surface:** plain  
**Reference:** Tomber 2006: 145–146, Figure 1.56: 4–845, Type 4 (*amphorae*)  
**Dating:** Trajanic (98–117 A.D.)+



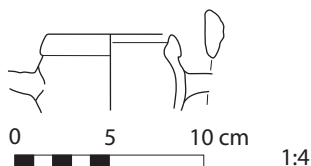
### Early Roman 284

**Site:** Mons Claudianus  
**Shape:** small *amphora* with long neck, curving outwards  
**Material:** brown, Northwest Coast  
**Manufacture:** thrown  
**Surface:** plain  
**Reference:** Tomber 2006: 145–146, Figure 1.56: 5–847, Type 5 (*amphorae*)  
**Dating:** Trajanic (98–117 A.D.)+



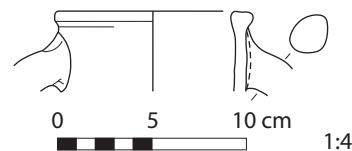
### Early Roman 285

**Site:** Mons Claudianus  
**Shape:** small *amphora* with upright pointed rim, beveled inside  
**Material:** silt  
**Manufacture:** thrown  
**Surface:** plain  
**Reference:** Tomber 2006: 145–146, Figure 1.56: 6–848, Type 6 (*amphorae*)  
**Dating:** Roman Period



### Early Roman 286

**Site:** Mons Claudianus  
**Shape:** *amphora* with small triangular rim  
**Material:** silt  
**Manufacture:** thrown  
**Surface:** plain  
**Reference:** Tomber 2006: 145–146, Figure 1.56: 7–850, Type 7 (*amphorae*)  
**Dating:** Trajanic (98–117 A.D.)+



## Early Roman 287

**Site:** Mons Claudianus

**Shape:** ribbed *amphora* with rounded rim

**Material:** silt

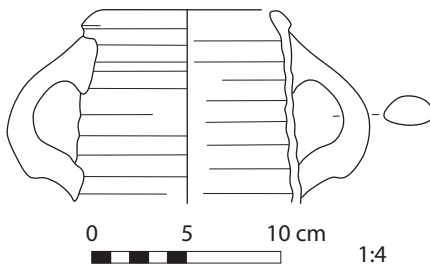
**Manufacture:** thrown

**Surface:** plain

**Reference:** Tomber 2006: 147,

Figure 1.57: 10-856, Type 10 (*amphorae*)

**Dating:** Trajanic (98–117 A.D.)+



## Early Roman 288

**Site:** Mons Claudianus

**Shape:** *amphora* with distinctly flattened inturned lip and ribbed walls

**Material:** silt

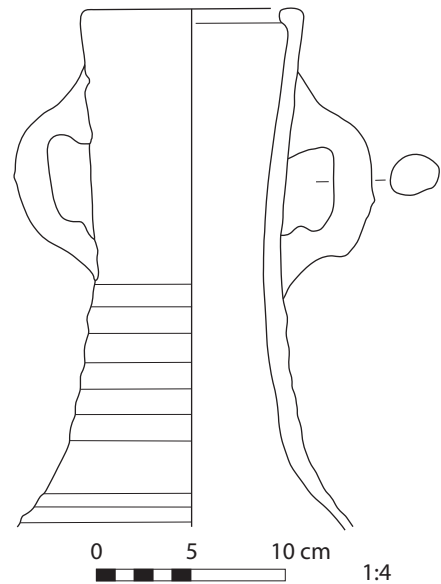
**Manufacture:** thrown

**Surface:** plain

**Reference:** Tomber 2006: 146–147,

Figure 1.57: 8-853, Type 8 (*amphorae*)

**Dating:** Roman Period



## Early Roman 289

---

**Site:** Mons Claudianus

**Shape:** *amphora* with rounded rim, neck ribbed directly below the rim, without handles

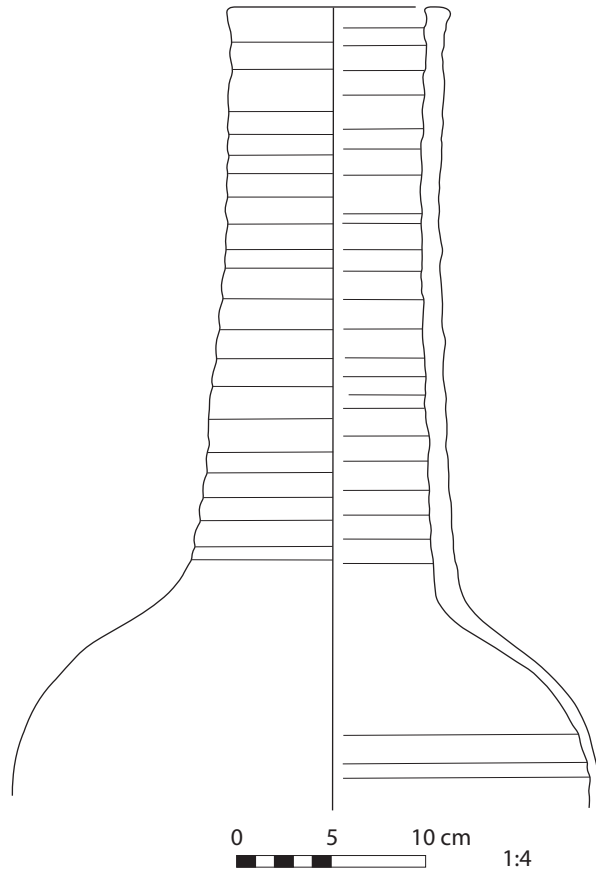
**Material:** silt

**Manufacture:** thrown

**Surface:** plain

**Reference:** Tomber 2006: 147–148, Figure 1.57: 11–857, Type 11 (*amphorae*)

**Dating:** Trajanic (98–117 A.D.)+



## Early Roman 290

**Site:** Mons Claudianus

**Shape:** *amphora* with rounded rim, neck ribbed below the rim

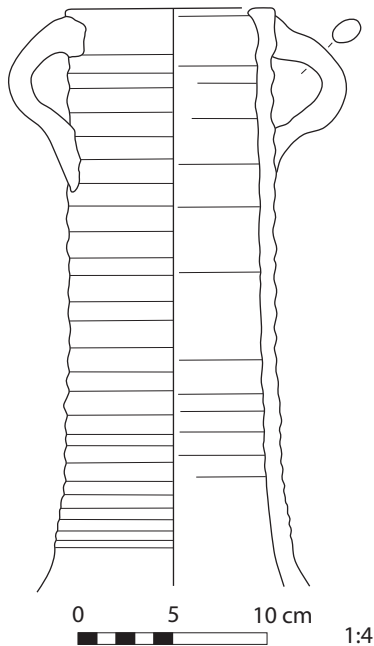
**Material:** silt

**Manufacture:** thrown

**Surface:** plain

**Reference:** Tomber 2006: 147–148,  
Figure 1.57: 11-858, Type 11 (*amphorae*)

**Dating:** Roman Period



## Early Roman 291

**Site:** Mons Claudianus

**Shape:** *amphora*, neck ribbed below the rim, with undulating rim

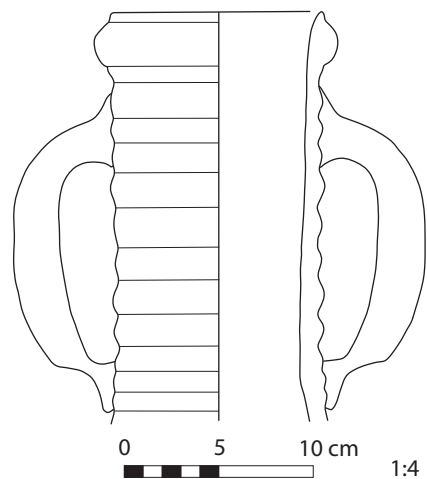
**Material:** silt

**Manufacture:** thrown

**Surface:** plain

**Reference:** Tomber 2006: 147–148,  
Figure 1.57: 12-860, Type 12 (*amphorae*)

**Dating:** Trajanic (98–117 A.D.)+



## Early Roman 292

---

**Site:** Mons Claudianus

**Shape:** *amphora* with neck ribbed below the rim, and an undulating rim oriented on the inner surface

**Material:** silt

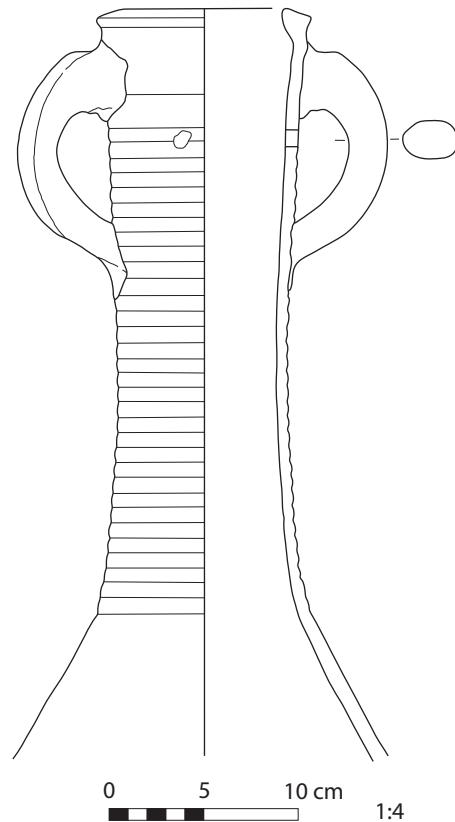
**Manufacture:** thrown

**Surface:** plain

**Reference:** Tomber 2006: 148–149, Figure 1.58: 12-861 Type 12 (*amphorae*)

**Dating:** Trajanic (98–117 A.D.)+

**Representative Example:** similar to Color Plate 3.1



## Early Roman 293

**Site:** Mons Claudianus

**Shape:** *amphora* with neck ribbed below the rim, flat rim, depressed on top

**Material:** silt

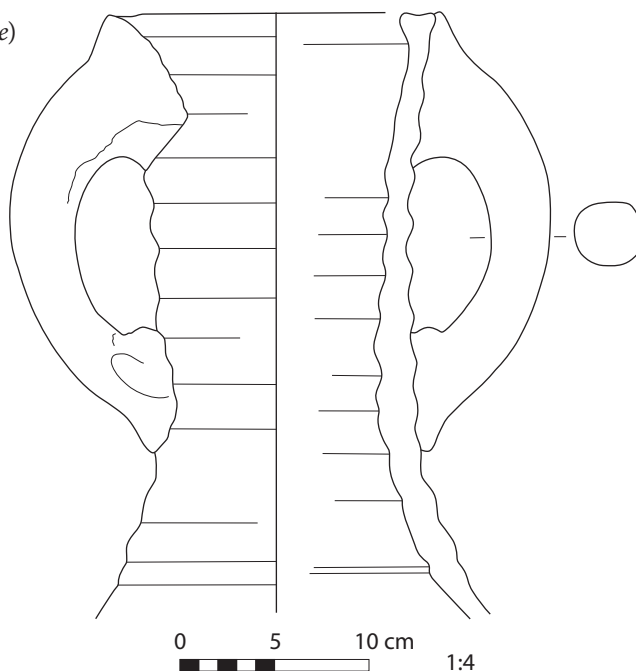
**Manufacture:** thrown

**Surface:** plain

**Reference:** Tomber 2006: 149–150,

Figure 1.58: 15–871, Type 15 (*amphorae*)

**Dating:** Trajanic (98–117 A.D.)+



## Early Roman 294

**Site:** Mons Claudianus

**Shape:** *amphora* with rounded rim, depressed on top with a slight groove inside

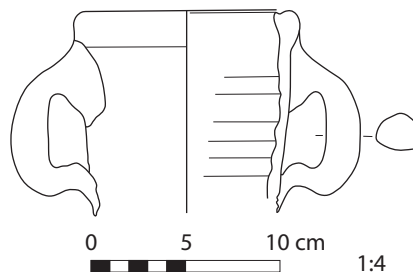
**Material:** silt

**Manufacture:** thrown

**Surface:** plain

**Reference:** Tomber 2006: 150, 152, Figure 1.59: 18–876, Type 18 (*amphorae*)

**Dating:** Severan (193–211 A.D.)



## Early Roman 295

**Site:** Mons Claudianus

**Shape:** *amphora* with straight walls and squared-off rim

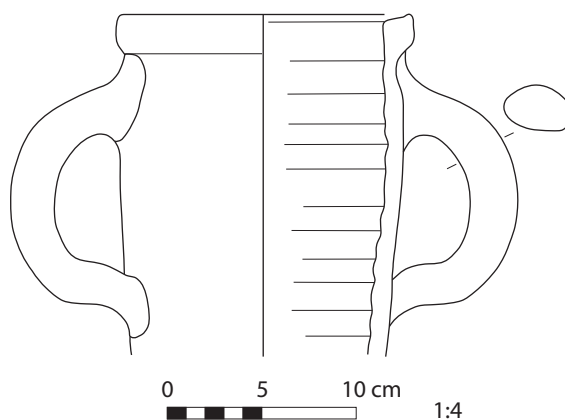
**Material:** silt

**Manufacture:** thrown

**Surface:** plain

**Reference:** Tomber 2006: 150, 152, Figure 1.59: 20-88o, Type 20 (*amphorae*)

**Dating:** Antonine (138–161 A.D.)



## Early Roman 296

**Site:** Mons Claudianus

**Shape:** *amphora* with grooved rim oriented on the outer surface

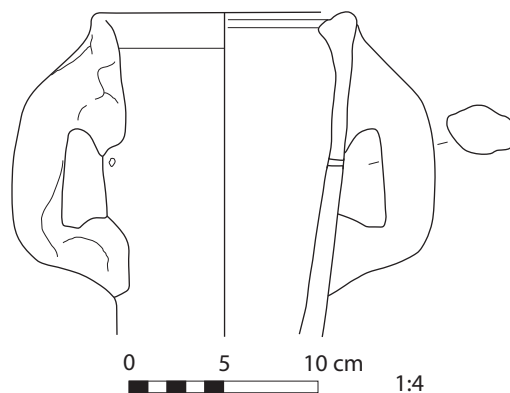
**Material:** silt

**Manufacture:** thrown

**Surface:** plain

**Reference:** Tomber 2006: 151–152, Figure 1.59: 21-88i, Type 21 (*amphorae*)

**Dating:** Trajanic (98–117 A.D.)+



## Early Roman 297

---

**Site:** Mons Claudianus

**Shape:** *amphora* with straight or slightly splayed walls, plain upright rim, and lid seat

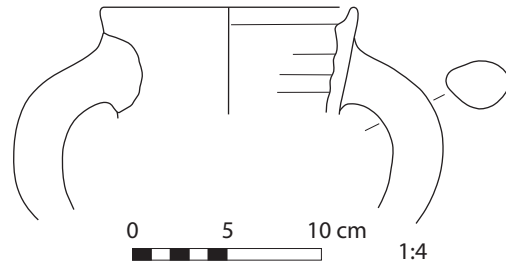
**Material:** silt

**Manufacture:** thrown

**Surface:** plain

**Reference:** Tomber 2006: 151–152, Figure 1.59: 22–882, Type 22 (*amphorae*)

**Dating:** Antonine (138–161 A.D.)



## Early Roman 298

---

**Site:** Mons Claudianus

**Shape:** *amphora* with prominent round rim

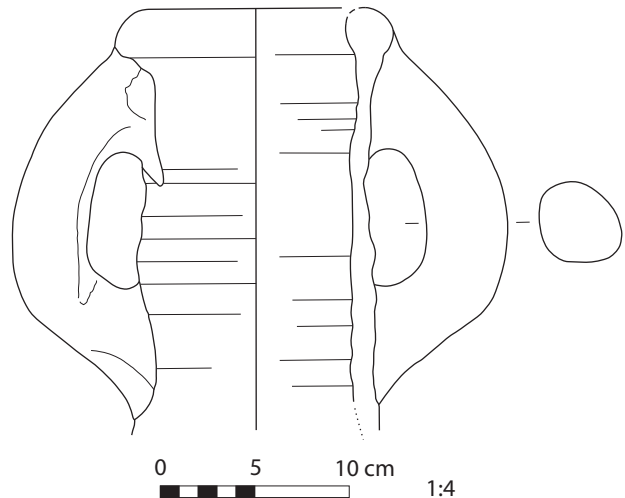
**Material:** brown, Northwest Coast

**Manufacture:** thrown

**Surface:** plain

**Reference:** Tomber 2006: 151–152, Figure 1.59: 25–888, Type 25 (*amphorae*)

**Dating:** Trajanic (98–117 A.D.)+





## Early Roman 299

**Site:** Mons Claudianus

**Shape:** *amphora* with straight walls and prominent well rounded rim

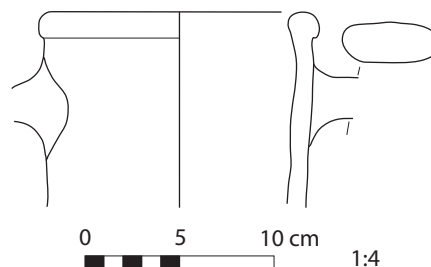
**Material:** silt

**Manufacture:** thrown

**Surface:** plain

**Reference:** Tomber 2006: 151–152, Figure 1.59: 26–889, Type 26 (*amphorae*)

**Dating:** Trajanic (98–117 A.D.)+



## Early Roman 300

**Site:** Mons Claudianus

**Shape:** *amphora* with round rim and carinated shoulder

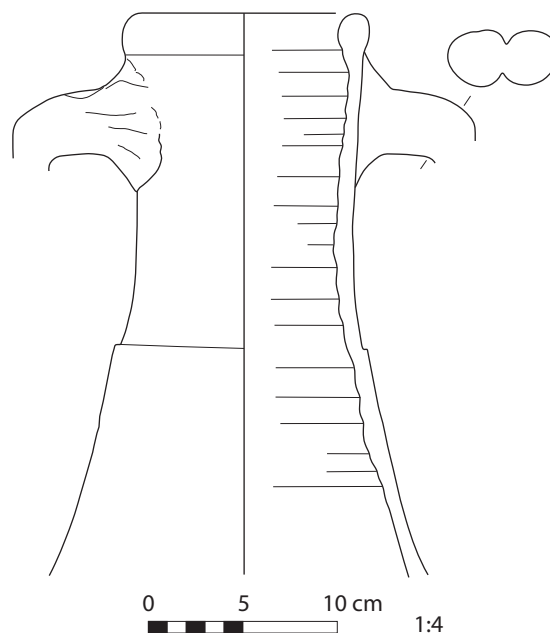
**Material:** red, Northwest Coast

**Manufacture:** thrown

**Surface:** plain

**Reference:** Tomber 2006: 153–155, Figure 1.60: 28–894, Type 28 (*amphorae*)

**Dating:** Trajanic (98–117 A.D.)+



### Early Roman 301

**Site:** Mons Claudianus

**Shape:** *amphora* with knobbed base

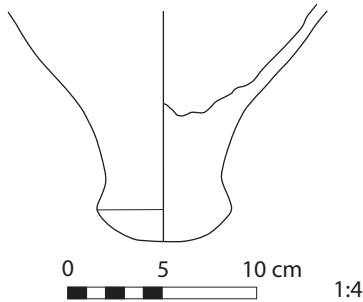
**Material:** brown, Northwest Coast

**Manufacture:** thrown

**Surface:** plain

**Reference:** Tomber 2006: 153–155,  
Figure 1.60: 28–904, Type 28 (*amphorae*)  
Egyptian Dressel 2–4

**Dating:** Trajanic (98–117 A.D.)+



### Early Roman 302

**Site:** Mons Claudianus

**Shape:** *amphora* with inturned, rounded rim

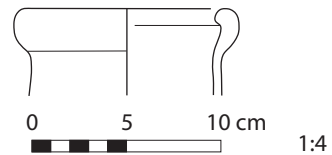
**Material:** silt

**Manufacture:** thrown

**Surface:** plain

**Reference:** Tomber 2006: 154–155,  
Figure 1.60: 29–909, Type 29 (*amphorae*)

**Dating:** Trajanic (98–117 A.D.)



### Early Roman 303

**Site:** Mons Claudianus

**Shape:** *amphora* with slightly  
triangular-shaped rim, inturned

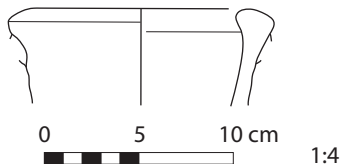
**Material:** brown, Northwest Coast

**Manufacture:** thrown

**Surface:** plain

**Reference:** Tomber 2006: 154–155,  
Figure 1.60: 30–911, Type 30 (*amphorae*)

**Dating:** Trajanic (98–117 A.D.)+



### Early Roman 304

**Site:** Mons Claudianus

**Shape:** *amphora* with squared-off rim

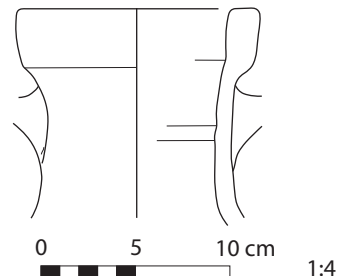
**Material:** silt

**Manufacture:** thrown

**Surface:** plain

**Reference:** Tomber 2006: 154–155,  
Figure 1.60: 33–914, Type 33 (*amphorae*)

**Dating:** Trajanic (98–117 A.D.)+



## Early Roman 305

---

**Site:** Tôd

**Shape:** *amphora* with flat, slightly recurved rim

**Material:** LI (N)

**Manufacture:** well thrown

**Surface:** plain, has an applied band with thumb impressions

**Reference:** Pierrat 1996: 190–191, Plate 2, Figure 4

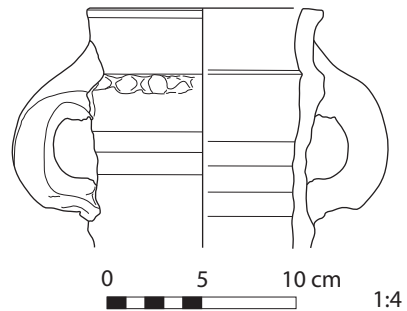
**Remarks:** characteristic feature: handles placed high on the neck, immediately below rim

**Dating:** between 3rd–5th centuries A.D. (Bailey, Davis, and Spencer 1982: 14, Plate 35a;

Spencer and Bailey 1982: 16–17), 1st–3rd centuries A.D. (Tomber 1992: 141, Figure 2: 4),

second half of 4th century (Empereur and Picon 1993: 148, Figure 3),

2nd century–second half of 4th century A.D.



## Early Roman 306

---

**Site:** Karnak

**Shape:** *amphora* with pointed base, long neck, and conical body

**Material:** brown, fine

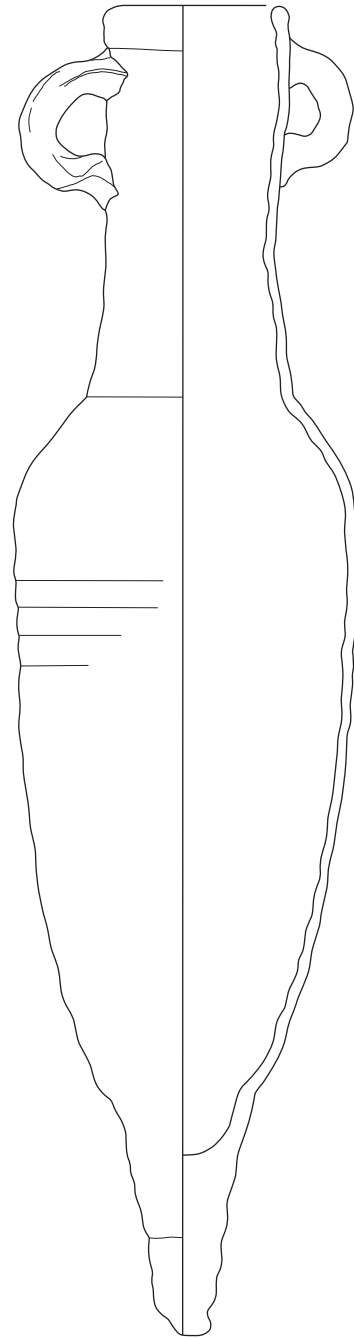
**Manufacture:** thrown

**Surface:** plain

**Compare:** similar to products of Mareotis center  
(Empereur and Picon 1986: 103–126)

**Reference:** Lauffray 1995: 88–89, 91, Figure 42: 317

**Dating:** Roman Period



0 5 10 cm

1:4

## Early Roman 307

---

**Site:** Mons Claudianus

**Shape:** *amphora* with long, straight neck and round rim

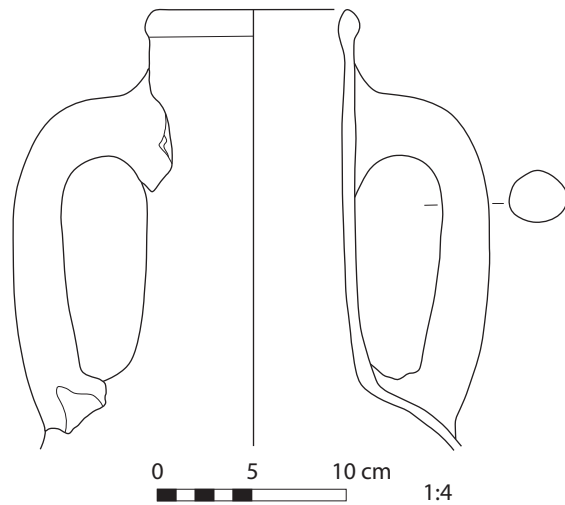
**Material:** Aswan

**Manufacture:** thrown

**Surface:** plain

**Reference:** Tomber 2006: 157–158, Figure 1.62: 36-926, Type 36 (Aswan *amphorae*)

**Dating:** Antonine (138–161 A.D.)



## Late Roman Period

---

### 5th–7th century A.D.

#### Material

Late Roman Period ceramics are characterized by a great variety of wares imported from other regions, such as African Red Slip Ware, Tripolitanian Red Slip Ware, Çandarlı Ware, Cypriot Red Slip Ware, and other Late Roman wares, including Macedonian, Athenian Ware, and Asia Minor fabrics, as well as Palestinian wares. However, the most frequently used clay in Egypt was still Nile silt, along with kaolinite (Aswan Ware) and local Egyptian marls. The most common Egyptian wares were Egyptian Red Slip Ware; Egyptian A, often described as an imitation of Samian Ware; Egyptian B, Lower Egyptian products; and Egyptian C, of unknown provenance described as an imitation of African Red Slip, especially Late Roman B ware.

For a key to clay type abbreviations, please see Clay/Fabric Descriptions, pp. 24–27.

#### Manufacture

The Late Roman material is usually well thrown. Some of the vessels, like those of the previous period, were made in molds.

#### Surface

Vessels produced in the Late Roman Period were very often only smoothed. However, slips were also used, especially red, as in the case of the Egyptian Red Slip Ware, and white.

The pottery from this period can be characterized by its rich decoration. Late Roman pots can be painted, incised, stamped, or molded. Some of them bear applications. The black-, red-, or white-painted motifs often added to the uncoated surface are usually very simple: horizontal bands, spirals, a series of dots, or semicircles. However, more elaborate patterns also occur, depicting animals, floral motifs, even human figures. The Late Roman Period saw a dramatic change in beliefs, with Egyptians accepting Christianity. The ceramics reflected the change with the addition of Christian motifs to some vessels. The most common motifs were painted, incised, or stamped crosses and palmettes. Human figures often represented saints or bishops.

#### Types

As in the Early Roman Period, Egyptian ceramics in the Late Roman Period were highly influenced by pottery from the Eastern Roman Empire. Many types known from the previous period were still produced, but in slightly different shapes. The ceramic material was in general very rich. Small jars, juglets, *costrels* (small jars for carrying water), and *amphorae* used for liquids were very common. One of the most characteristic vessels was a small water jar, which is still seen in Egypt in a slightly different shape (the *qulla*). Globular cooking pots, often with small handles glued to the upper part of the body, occur in large quantities. Large transport *amphorae* have cylindrical necks and handles that are attached to the vessel shoulder. Large storage jars with wide open rims also appear in Late Roman contexts. The period is also characterized by a great variety of plates and bowls, as well as lids. The plates are often decorated with stamped crosses or palmettes placed in the center on the internal surface. Censers are also common. Vessels called *Menas ampullae* can be found in many Late Roman sites. They were used by pilgrims to carry water or oil home from the site dedicated to Saint Menas.

For photos of ceramics representative of this period, see Color Plates 5–8.

## Bibliography

- Bailey, D. M. 1996. The Pottery from the South Church at el-Ashmunein. *CCE* 4: 47–111.
- Ballet, P., and M. Vichy. 1992. Artisan de la céramique dans l'Égypte hellénistique et romaine. Ateliers du Delta, d'Assouan et de Kharga. *CCE* 3: 109–119.
- Bourriau, J. D. 1981. *Umm el-Ga'ab. Pottery from the Nile Valley before the Arab Conquest*. Cambridge, New York: Cambridge University Press
- Egloff, M. 1977. *Kellia: la poterie copte: 4 siècles d'artisanat et d'échanges en Basse Égypte*. Geneva: Georg.
- Empereur, J. Y., and M. Picon. 1989. Les régions de production d'amphores impériales en Méditerranée orientale. In *Amphores romaines et histoire économique, dix ans de recherche. Actes du colloque de Sienne (22–24 mai 1986)*, 223–248. Rome: Ecole française de Rome.
- . 1992. Le reconnaissance des productions des ateliers céramique: l'exemple de la Maréotide. *CCE* 3: 145–152.
- Gempeler, R. 1976. Stadt und Tempel von Elephantine. Sechster Grabungsbericht. VII. Vorstufen zur Bearbeitung der koptischen Keramik. *MDAIK* 32: 107–112.
- Gempeler, R. D. 1992. *Elephantine x. Die Keramik Römischer bis Früharabischer Zeit*, AV 43. Mainz am Rhein: Philipp von Zabern.
- Guerrini, L. 1974. Materiali Ceramici. In *Antinoe (1965–1968): Missione archeologica in Egitto dell'Università di Roma*, edited by S. E. A. Donadoni. Rome: Istituto di studi del Vicino Oriente, Università.
- Hayes, J. W. 1972. *Late Roman Pottery*. London: British School at Rome.
- . 1976. *Roman Pottery in the Royal Ontario Museum: a Catalogue*. Toronto: Royal Ontario Museum.
- . 1980. *A Supplement to Late Roman Pottery, Supplementary Volume of the British School at Rome*. London: British School at Rome.
- Jacquet-Gordon, H. 1972. *Les ermitages chrétien du désert d'Esna III, Céramique et objets*. Cairo: IFAO.
- Lauffray, J. 1995. Le mobilier céramique et les objets divers. In *La chapelle d'Achôris à Karnak. Les fouilles, l'architecture, le mobilier et l'anastylose*, edited by J. Lauffray and C. Traunecker, 87–109. Paris: Recherche sur les civilisations.
- Myśliwiec, K. 1987. *Keramik und Kleinfunde aus der Grabung im Tempel Sethos' I in Gurna*, AV 57. Mainz am Rhein: Philipp von Zabern.
- Pierrat, G. 1991. Essai de classification de la céramique de Tôd de la fin du VII<sup>e</sup> siècle au début du XIII<sup>e</sup> siècle ap. J.-C. *CCE* 2: 145–204.
- . 1996. Évolution de la céramique de Tôd du II<sup>e</sup> au VII<sup>e</sup> siècle apr. J.-C. *CCE* 4: 189–206.
- Rodziewicz, M. 1976. *La céramique romaine tardive d'Alexandrie, Alexandrie*. 1. Varsovie: Centre d'Archéologie Méditerranéenne de l'Académie Polonaise des Sciences.
- Spencer, A. J., and D. M. Bailey. 1985. *British Museum Expedition to Middle Egypt, Ashmunein (1984)*. London: British Museum Press.
- . 1986. *British Museum Expedition to Middle Egypt, Ashmunein (1985)*. London: British Museum Press.

- Spencer, A. J., D. M. Bailey, and A. Burnett. 1983. *British Museum Expedition to Middle Egypt, Ashmunein (1982)*. London: British Museum Press.
- Spencer, A. J., D. M. Bailey, and W. V. Davis. 1984. *British Museum Expedition to Middle Egypt, Ashmunein (1983)*. London: British Museum Press.
- Ulbert, T. 1971. Keramikstempel aus Elephantine. *MDAIK* 27: 235–242.



### Late Roman 1

**Site:** Ashmunein

**Shape:** jar with round neck and incurved rim

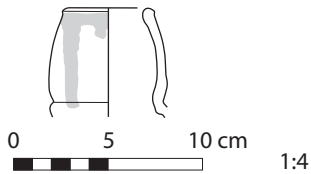
**Material:** Egyptian Red Slip A Ware

**Manufacture:** thrown

**Surface:** slipped outside and within mouth, with white painted band below rim outside, with drips

**Reference:** Bailey 1996: 58, Plate IV, Figure 5: 40

**Dating:** not stated



### Late Roman 2

**Site:** Tôd

**Shape:** jar with cylindrical neck and wavy rim

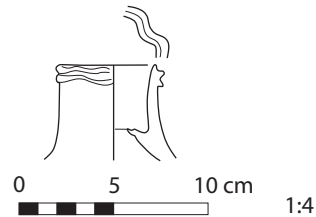
**Material:** M, variant M

**Manufacture:** thrown

**Surface:** smoothed

**Reference:** Pierrat 1996: 197, Plate 5, Figure 65

**Dating:** end of 4th and 5th centuries A.D.



### Late Roman 3

**Site:** Karnak

**Shape:** jar with narrow neck and long spout

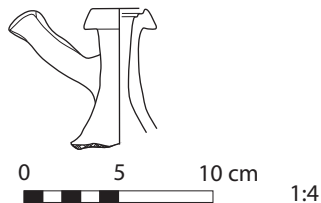
**Material:** not stated

**Manufacture:** not stated

**Surface:** not stated

**Reference:** Lauffray 1995: 98–99, Figure 48: 157

**Dating:** Late Roman



### Late Roman 4

**Site:** Tôd

**Shape:** jar with long narrow neck and cup-like mouth

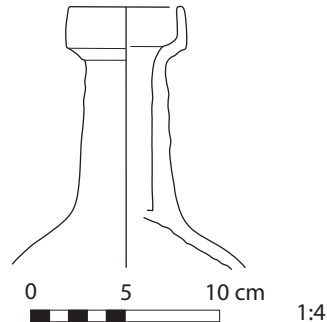
**Material:** M, variant M

**Manufacture:** thrown

**Surface:** smoothed

**Reference:** Pierrat 1996: 201, Plate 7, Figure 107

**Dating:** end of 5th–middle of 7th century A.D.



## Late Roman 5, 6

**Site:** Ashmunein

**Shape:** jar with two handles and spout, sometimes with filter in the mouth

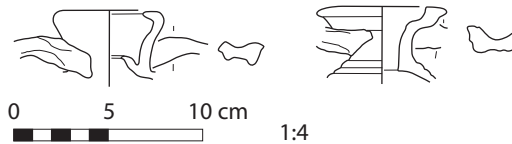
**Material:** could be Aswan Ware

**Manufacture:** thrown

**Surface:** plain

**Reference:** Bailey 1996: 63–64, Plate VIII, Figure 15: 6, 3

**Dating:** not stated



## Late Roman 7, 8

**Site:** Ashmunein

**Shape:** jar body fragments with spouts

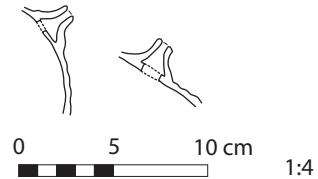
**Material:** not stated

**Manufacture:** thrown

**Surface:** plain

**Reference:** Bailey 1996: 63–64, Plate VIII, Figure 15: 14, 15

**Dating:** not stated



## Late Roman 9

**Site:** Tôd

**Shape:** flagon with short cylindrical neck, cup-like mouth, and two handles

**Material:** I

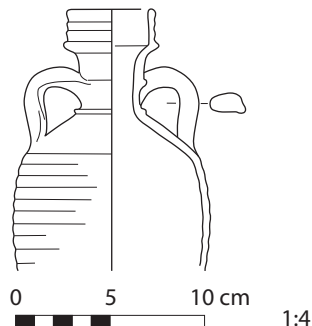
**Manufacture:** thrown

**Surface:** smoothed

**Reference:** Pierrat 1996: 204, Plate 8, Figure 120

**Dating:** end of 5th–middle of 7th century A.D.

**Representative Example:** similar to Color Plate 6.3



## Late Roman 10

**Site:** Tôd

**Shape:** jar with narrow neck and two handles

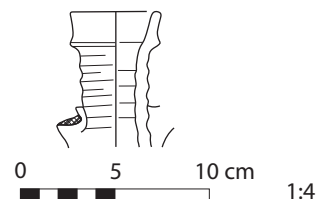
**Material:** M, variant M

**Manufacture:** thrown

**Surface:** smoothed

**Reference:** Pierrat 1996: 197, Plate 5, Figure 67

**Dating:** end of 4th–beginning of 5th century A.D.



## Late Roman 11

**Site:** Tôd

**Shape:** jar with knobbed base

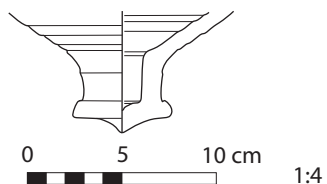
**Material:** M, variant M

**Manufacture:** thrown

**Surface:** smoothed

**Reference:** Pierrat 1996: 197, Plate 5, Figure 68

**Dating:** end of 4th–beginning of  
5th century A.D.



## Late Roman 12

**Site:** Tôd

**Shape:** *amphora* with long cylindrical neck

**Material:** L2

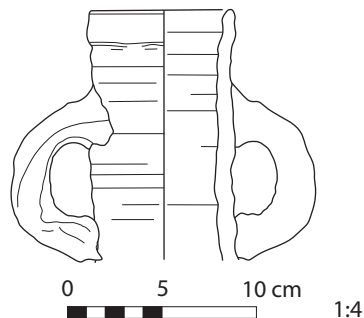
**Manufacture:** well thrown

**Surface:** smoothed

**Reference:** Pierrat 1996: 193, Plate 3, Figure 33

**Compare:** Myśliwiec 1987: No. 948

**Dating:** 2nd century–second half of  
4th century A.D.



### Late Roman 13

---

**Site:** Tôd

**Shape:** *amphora* with conical body and cylindrical neck

**Material:** L2

**Manufacture:** well thrown

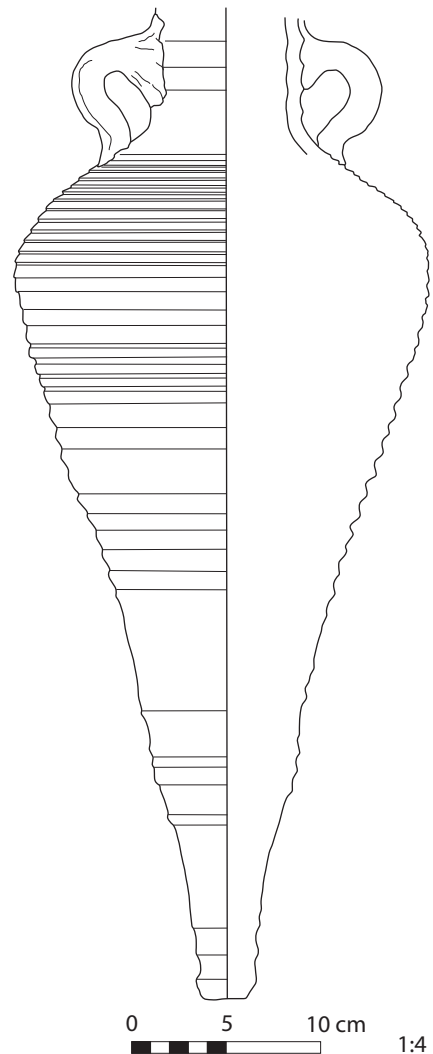
**Surface:** ribbed

**Reference:** Pierrat 1996: 194, Plate 3, Figure 34

**Compare:** Pierrat 1991: 152; Gempler 1976: κ 737, Figure 125: 6 for 5th–6th centuries A.D.;

Gempeler 1976: κ 742, Figure 126: 5 and κ 744, Figure 126: 7 for 6th–7th centuries A.D.

**Dating:** 2nd century–second half of 4th century A.D.



## Late Roman 14

---

**Site:** Esna

**Shape:** *amphora* with conical body and cylindrical neck

**Material:** 1

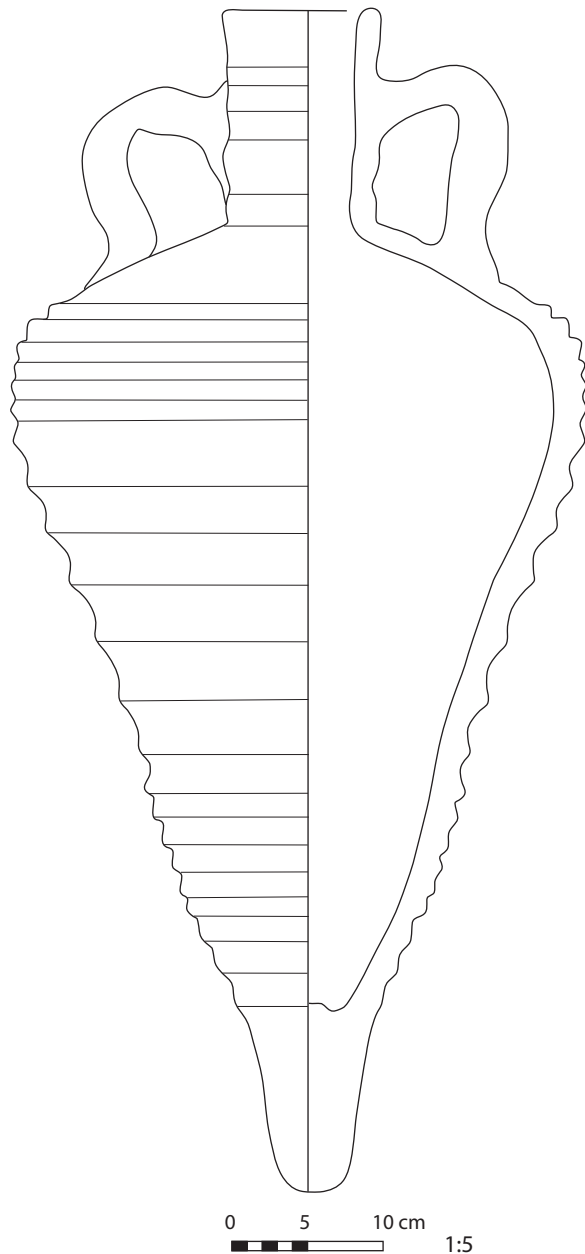
**Manufacture:** well thrown

**Surface:** ribbed

**Reference:** Jacquet-Gordon 1972: Plate CCXXVII, p3

**Dating:** Late Roman

**Representative Example:** similar to Color Plate 5.1



## Late Roman 15

---

**Site:** Esna

**Shape:** *amphora* with conical body and cylindrical neck

**Material:** 1

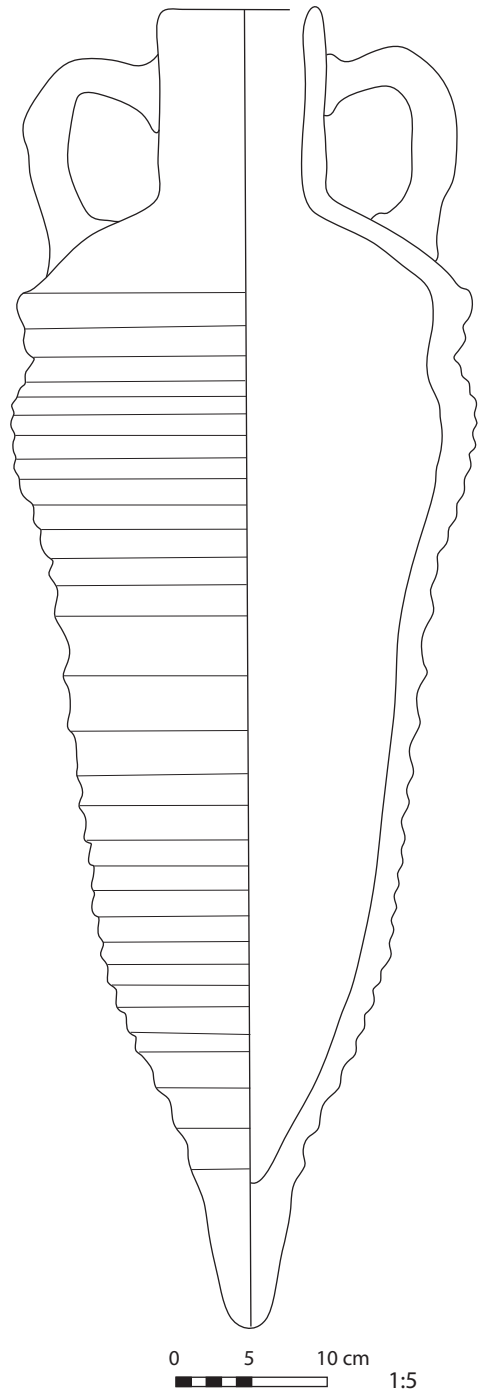
**Manufacture:** well thrown

**Surface:** ribbed

**Reference:** Jacquet-Gordon 1972: Plate CCXXVII, P4

**Dating:** Late Roman

**Representative Example:** similar to Color Plate 5.1



## Late Roman 16

**Site:** Tôd

**Shape:** *amphora* with conical body and cylindrical neck

**Material:** L2

**Manufacture:** well thrown

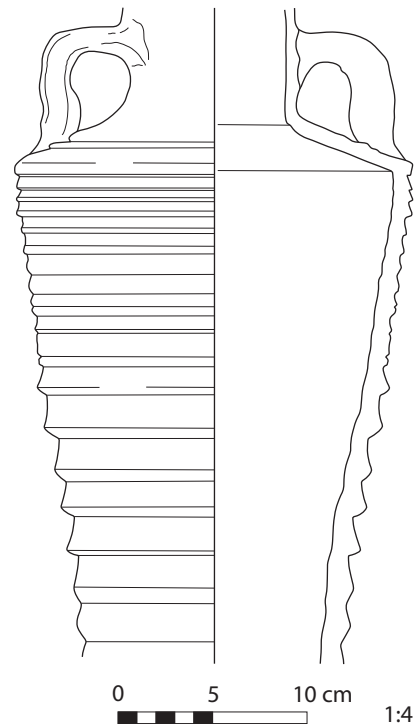
**Surface:** ribbed

**Reference:** Pierrat 1996: 194, Plate 3, Figure 36

**Compare:** Pierrat 1991: 152; Gempeler 1976: κ 737, Figure 125: 6 for 5th–6th centuries A.D.;

Gempeler 1976: κ 742, Figure 126: 5 and κ 744, Figure 126: 7 for 6th–7th centuries A.D.

**Dating:** 2nd century–second half of 4th century A.D.



## Late Roman 17

**Site:** Ashmunein

**Shape:** *amphora* with cylindrical neck

**Material:** Antioch/Cilician ware

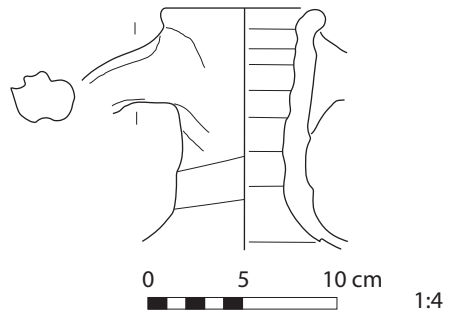
**Manufacture:** thrown

**Surface:** plain

**Reference:** Bailey 1996: 80, Plate xxiv, Figure 53: 2

**Compare:** Empereur and Picon 1989: 236–243

**Dating:** early 5th century–mid-7th century A.D.



## Late Roman 18

---

**Site:** Kellia

**Shape:** slender *amphora* with long cylindrical neck and narrow flat base

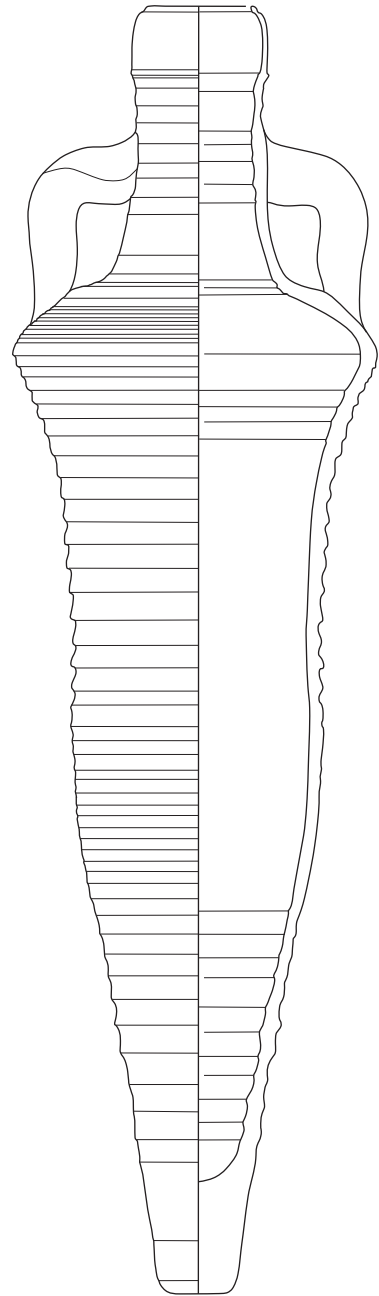
**Material:** silt

**Manufacture:** thrown

**Surface:** ribbed

**Reference:** Egloff 1977: 109–110, Plate 58, 6,  
Type 173, Late Roman Amphora 7

**Dating:** 6th–7th century A.D.



0 5 10 cm

1:4



## Late Roman 19

**Site:** Nubia, probably imported from the Aswan area

**Shape:** elongated conical *amphora* with long neck and ring base

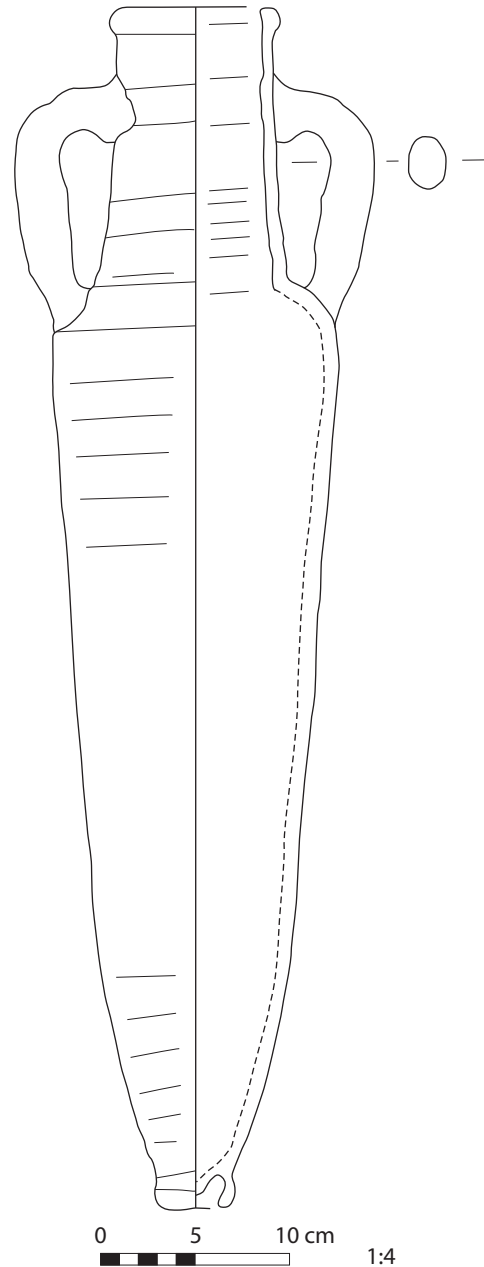
**Material:** Aswan clay

**Manufacture:** thrown

**Surface:** smoothed

**Reference:** Ballet and Vichy 1992: 114–116, Figure 11

**Dating:** Late Roman



## Late Roman 20

**Site:** Lake Mariut area

**Shape:** long, slender *amphora* with cylindrical body, conical neck, and knobbed base


**Material:** imported

**Manufacture:** thrown

**Surface:** smoothed

**Reference:** Empereur and Picon 1992: 148, Figure 4

**Dating:** Late Roman



## Late Roman 21

---

**Site:** Kellia

**Shape:** ovoid *amphora* with short, cylindrical neck and round base

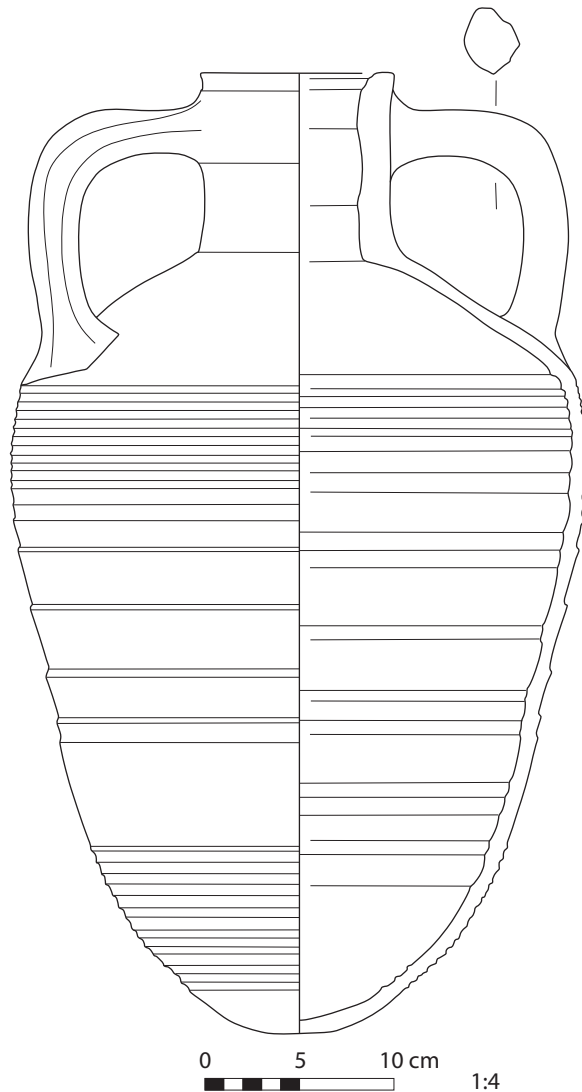
**Material:** marl

**Manufacture:** thrown

**Surface:** ribbed

**Reference:** Egloff 1977: 109–110, Plate 57, 4, Type 164, Late Roman Amphora 1

**Dating:** 6th–7th centuries A.D.



## Late Roman 22

---

**Site:** Kellia

**Shape:** large, globular *amphora* with short cylindrical neck and round base

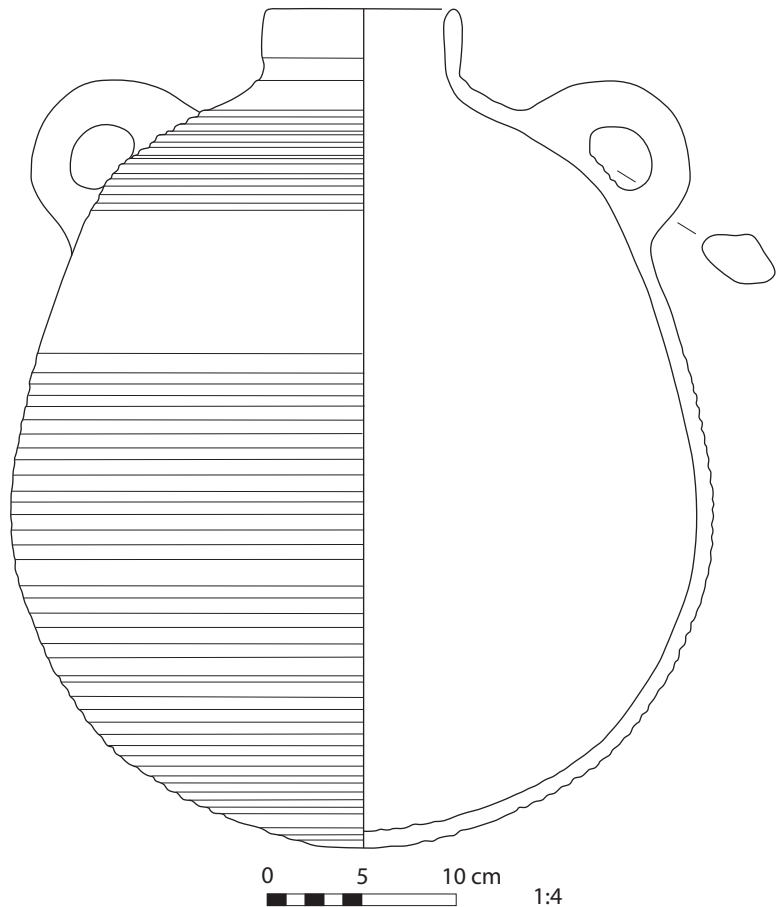
**Material:** yellow clay with pink sections

**Manufacture:** thrown

**Surface:** smoothed

**Reference:** Egloff 1977: 117–118, Plate 60, 6, Type 186, Late Roman Amphora 5/6

**Dating:** 6th–7th century A.D.



## Late Roman 23

**Site:** Ashmunein

**Shape:** jar with narrow neck and two handles

**Material:** NB

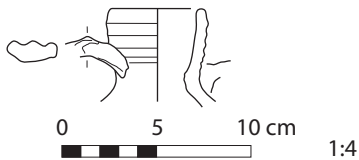
**Manufacture:** thrown

**Surface:** white slip outside and inside mouth

**Reference:** Bailey 1996: 77, Plate xxii, Figure 48: 1

**Compare:** Spencer, Bailey, and Burnett 1983: M 9.1; Spencer, Bailey, and Davies 1984: Figure 32: 5

**Dating:** Late Roman



## Late Roman 24

**Site:** Esna

**Shape:** jar with cup-like mouth, short narrow neck, ovoid body, and ring base


**Material:** 11a

**Manufacture:** well thrown

**Surface:** smoothed, with black painted decoration

**Reference:** Jacquet-Gordon 1972: Plate CCxxx, 1Ab

**Dating:** Late Roman



## Late Roman 25

**Site:** Esna

**Shape:** two-handled jar with ring base


**Material:** 1b

**Manufacture:** well thrown

**Surface:** orange-slipped, with black painted decoration

**Reference:** Jacquet-Gordon 1972: Plates CCxxvi, N17 and CCxxx, 1Eb

**Dating:** Late Roman



## Late Roman 26

**Site:** Ashmunein

**Shape:** two-handled jar with ring base and cup-like mouth

**Material:** red-brown clay

**Manufacture:** thrown

**Surface:** white-slipped outside, down beyond bulge of body and part way down within mouth; brown-painted decoration

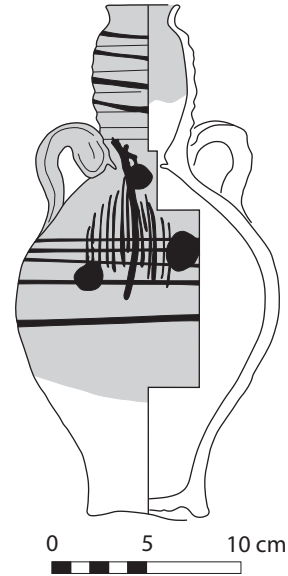
**Reference:** Bailey 1996: 84, Plate xxv, Figure 57: 2

**Compare:** Spencer, Bailey, and Burnett 1983: M 9.1, N 1.1;

Spencer, Bailey, and Davies 1984: Figure 32: 5;

Spencer and Bailey 1985: N 45; Spencer and Bailey 1986: N 50

**Dating:** 5th century A.D.



## Late Roman 27

**Site:** Hawara (?)

**Shape:** slender, shouldered jug with small spout and cup-like mouth (water jar)

**Material:** MA4

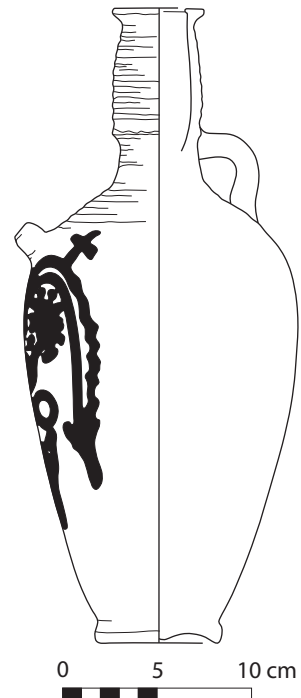
**Manufacture:** thrown in at least two parts

**Surface:** smoothed, with black painted decoration

**Reference:** Bourriau 1981: 92, Figure 180

**Compare:** Jacquet-Gordon 1972: Plate CCXXVI, N21, N30

**Dating:** 500–650 A.D.



## Late Roman 28

**Site:** Ashmunein

**Shape:** thin-walled jar, often with handles (cooking pot)

**Material:** NB, very micaceous

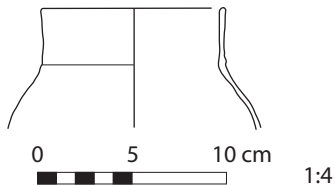
**Manufacture:** well thrown

**Surface:** plain

**Reference:** Bailey 1996: 65, Plate IX, Figure 16: 1

**Compare:** Spencer, Bailey, and Davies 1984: c 80; Egloff 1977: Plates 17–18, 44–54

**Dating:** not stated



## Late Roman 29

**Site:** Ashmunein

**Shape:** globular jar with everted rim (cooking pot)

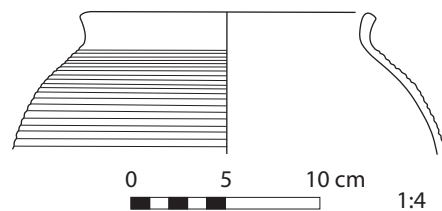
**Material:** NB, very micaceous

**Manufacture:** well thrown

**Surface:** plain

**Reference:** Bailey 1996, Plate IX, Figure 16: 7

**Dating:** not stated



## Late Roman 30

**Site:** Ashmunein

**Shape:** globular jar with everted rim, often with two handles (cooking pot)

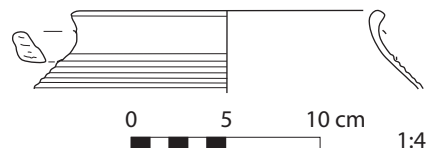
**Material:** NB, very micaceous

**Manufacture:** well thrown

**Surface:** plain

**Reference:** Bailey 1996, Plate IX, Figure 16: 4

**Dating:** not stated



## Late Roman 31

---

**Site:** Ashmunein

**Shape:** globular jar with everted rim and two small handles (cooking pot)

**Material:** NB, very micaceous

**Manufacture:** well thrown

**Surface:** plain

**Reference:** Bailey 1996: 65–66, Plate x, Figure 18: 27

**Compare:** Spencer, Bailey, and Davies 1984: c 80; Egloff 1977: Plates 17–18, 44–54

**Dating:** not stated



## Late Roman 32

---

**Site:** Ashmunein

**Shape:** round base of globular jar (cooking pot)

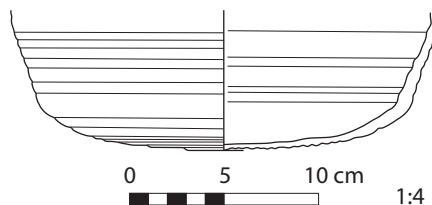
**Material:** NB, very micaceous

**Manufacture:** well thrown

**Surface:** plain

**Reference:** Bailey 1996: 65, 67, Plate x1, Figure 21: 59

**Dating:** not stated





### Late Roman 33

---

**Site:** Esna

**Shape:** globular jar with everted rim and two handles (cooking pot)

**Material:** 1

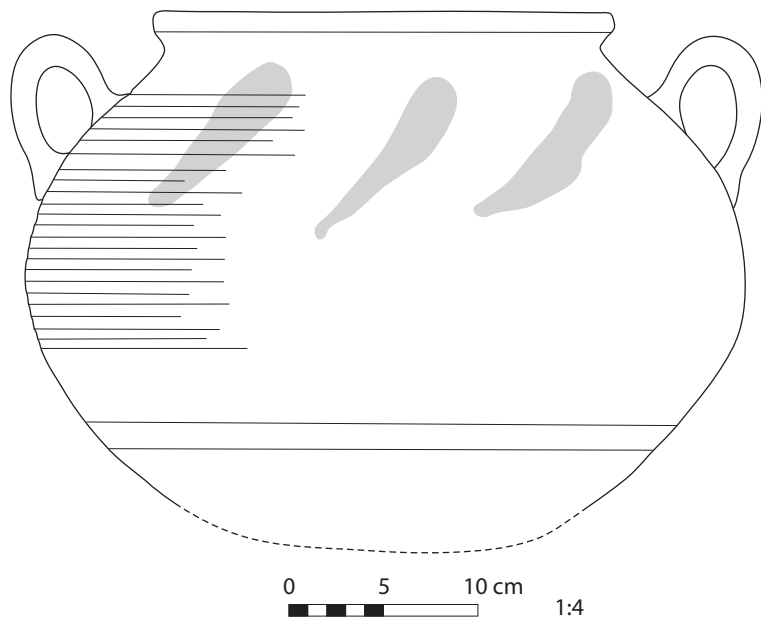
**Manufacture:** well thrown

**Surface:** smoothed, with white painted decoration

**Reference:** Jacquet-Gordon 1972: Plate CCXXXI, 1Ra

**Dating:** Late Roman

**Representative Example:** similar to Color Plate 73



## Late Roman 34

**Site:** Esna

**Shape:** globular jar with everted rim and two horizontal handles (cooking pot)

**Material:** 1

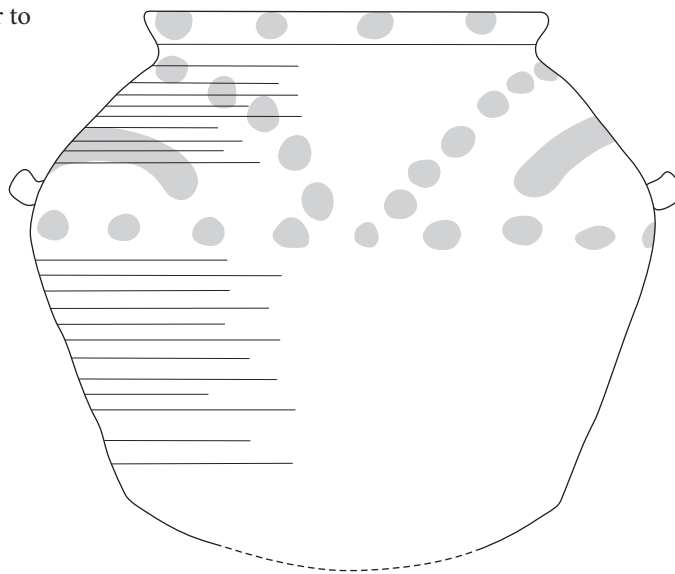
**Manufacture:** well thrown

**Surface:** smoothed, with white painted decoration

**Reference:** Jacquet-Gordon 1972: Plate CCXXXI, 1sb

**Dating:** Late Roman

**Representative Example:** similar to  
Color Plate 7.4



0 5 10 cm

1:4

## Late Roman 35

**Site:** Esna

**Shape:** globular jar with everted rim and two handles (cooking pot)

**Material:** 1


**Manufacture:** well thrown

**Surface:** smoothed, with white painted decoration

**Reference:** Jacquet-Gordon 1972:

Plate CCXXXI, 1sc

**Dating:** Late Roman



0 5 10 cm

1:4

## Late Roman 36

**Site:** Esna

**Shape:** globular jar with everted rim and two handles (cooking pot)

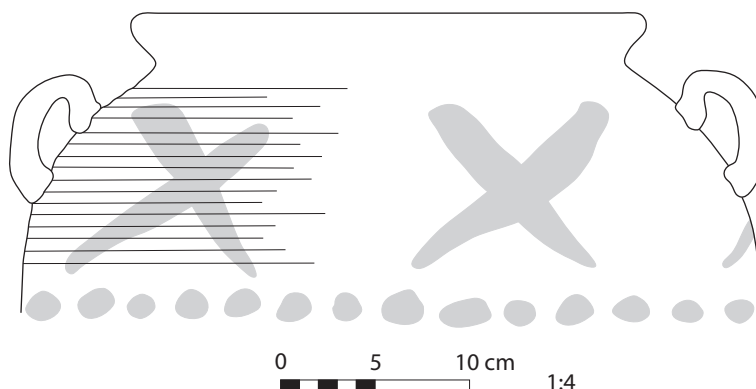
**Material:** 1

**Manufacture:** well thrown

**Surface:** smoothed, with white painted decoration

**Reference:** Jacquet-Gordon 1972: Plate CCXXXI, 1v

**Dating:** Late Roman



## Late Roman 37

**Site:** Esna

**Shape:** globular jar with narrow rim (cooking pot)

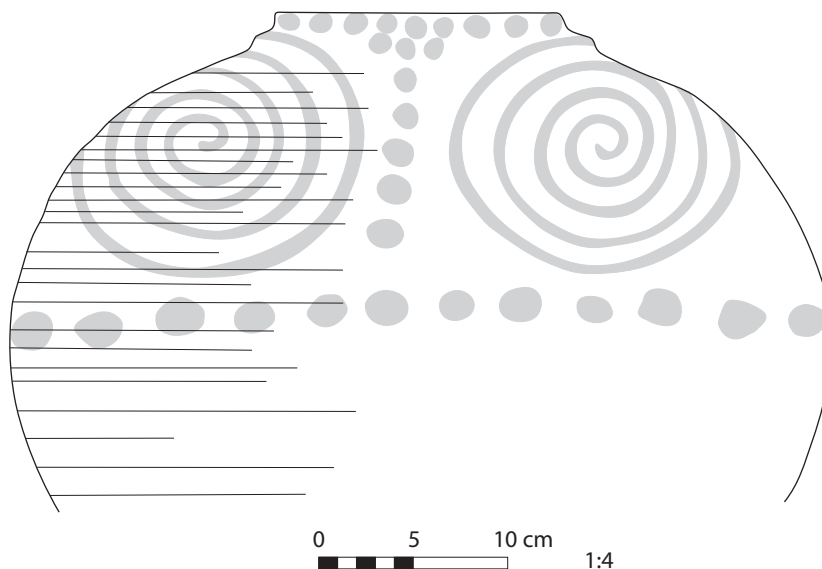
**Material:** 1

**Manufacture:** well thrown

**Surface:** gray-slipped, smoothed, with white painted decoration

**Reference:** Jacquet-Gordon 1972: Plates CCXXV, L1 and CCXXXI, 1v

**Dating:** Late Roman



## Late Roman 38

**Site:** Esna

**Shape:** globular jar with everted rim and two handles (cooking pot)

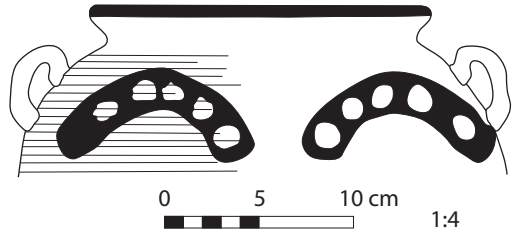
**Material:** 1

**Manufacture:** well thrown

**Surface:** smoothed, with black painted decoration

**Reference:** Jacquet-Gordon 1972: Plates CCXXV, M14 and CCXXXII, 1W

**Dating:** Late Roman



## Late Roman 39

**Site:** Ashmunein

**Shape:** globular jar with wide wavy rim, often with handles (cooking pot)

**Material:** NB, very micaceous

**Manufacture:** well thrown

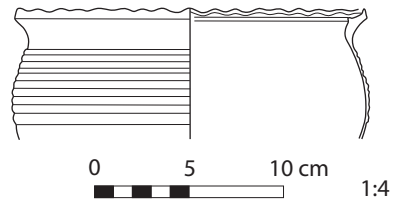
**Surface:** plain

**Reference:** Bailey 1996: 65–66, Plate x, Figure 19: 35

**Compare:** Spencer, Bailey, and Davies 1984: c 80;

Egloff 1977: Plates 17–18, 44–54

**Dating:** not stated



## Late Roman 40, 41

**Site:** Ashmunein

**Shape:** globular jar with everted rim (cooking pot)

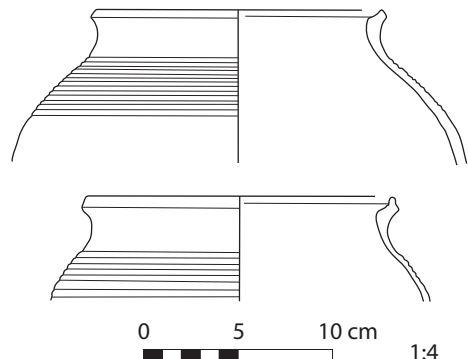
**Material:** NB, very micaceous

**Manufacture:** well thrown

**Surface:** plain

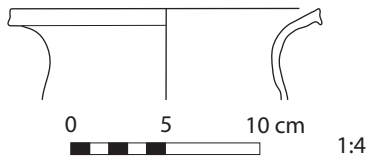
**Reference:** Bailey 1996: 65, Plate IX, Figure 17: 16–17

**Dating:** not stated



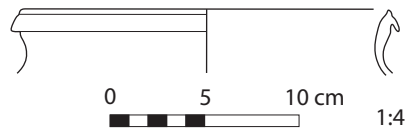
## Late Roman 42

**Site:** Ashmunein  
**Shape:** jar with flaring rim (cooking pot)  
**Material:** NB, very micaceous  
**Manufacture:** well thrown  
**Surface:** plain  
**Reference:** Bailey 1996: 65, 67, Plate xI,  
 Figure 21: 56  
**Dating:** not stated



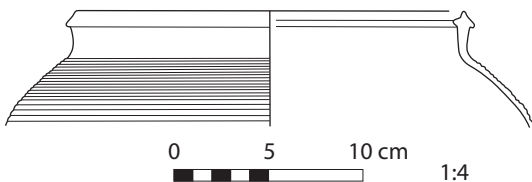
## Late Roman 43

**Site:** Ashmunein  
**Shape:** jar with flaring neck and recurved rim (cooking pot)  
**Material:** NB, very micaceous  
**Manufacture:** well thrown  
**Surface:** plain  
**Reference:** Bailey 1996: 65, 67, Plate xI,  
 Figure 21: 53  
**Dating:** not stated



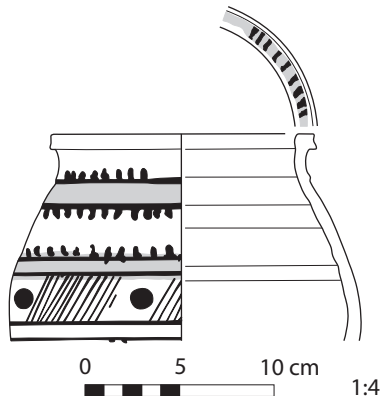
## Late Roman 44

**Site:** Ashmunein  
**Shape:** globular jar with short neck and grooved rim (cooking pot)  
**Material:** NB, very micaceous  
**Manufacture:** well thrown  
**Surface:** plain  
**Reference:** Bailey 1996: 65, 67, Plate xI,  
 Figure 20: 41  
**Dating:** not stated



## Late Roman 45

**Site:** Tôd  
**Shape:** jar with incurved walls and grooved rim  
**Material:** L1  
**Manufacture:** thrown  
**Surface:** smoothed, with painted decoration  
**Reference:** Pierrat 1996: 196, Plate 4, Figure 52  
**Dating:** end of 4th and 5th centuries A.D.



## Late Roman 46

**Site:** Tôd

**Shape:** globular jar with wide rim and short neck (cooking pot)

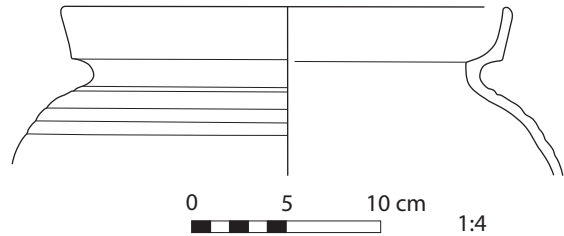
**Material:** L1

**Manufacture:** thrown

**Surface:** smoothed

**Reference:** Pierrat 1996: 200, Plate 6, Figure 90

**Dating:** end of 5th–middle of 7th centuries A.D.



## Late Roman 47

**Site:** Tôd

**Shape:** jar with recurved rim and a lip inside (cooking pot)

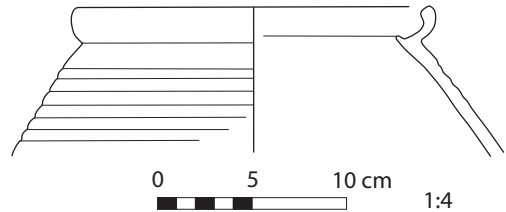
**Material:** L1

**Manufacture:** thrown

**Surface:** smoothed

**Reference:** Pierrat 1996: 200, Plate 6, Figure 92

**Dating:** end of 5th–middle 7th centuries A.D.



## Late Roman 48

**Site:** Ashmunein

**Shape:** small globular jar with everted rim (cooking pot)

**Material:** NB, very micaceous

**Manufacture:** well thrown

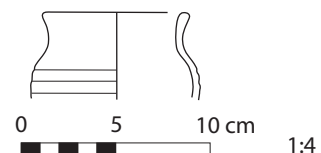
**Surface:** plain

**Reference:** Bailey 1996: 65, 68, Plate XII, Figure 22: 62

**Compare:** Spencer, Bailey, and Davies 1984: c 80;

Egloff 1977: Plates 17–18, 44–54

**Dating:** not stated



## Late Roman 49

**Site:** Ashmunein

**Shape:** small globular jar with everted rim  
(cooking pot)

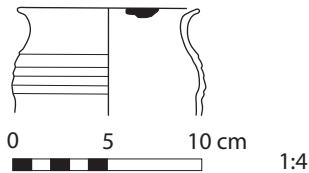
**Material:** NB, very micaceous

**Manufacture:** well thrown

**Surface:** plain

**Reference:** Bailey 1996: 65, 68, Plate XII,  
Figure 22: 61

**Dating:** not stated



## Late Roman 50

**Site:** Ashmunein

**Shape:** small globular jar with flat base

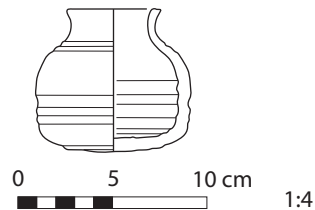
**Material:** NB

**Manufacture:** thrown

**Surface:** plain

**Reference:** Bailey 1996: 74–75, Plate XXI,  
Figure 44: 21

**Dating:** not stated



## Late Roman 51

**Site:** Ashmunein

**Shape:** large jar with internal ledge

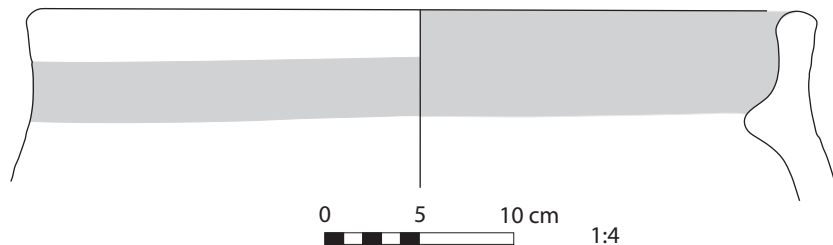
**Material:** NB

**Manufacture:** thrown

**Surface:** plain, with white band below rim outside and inside from center top of rim  
to internal bulge rim

**Reference:** Bailey 1996: 74–75, Plate XXI, Figure 43: 18

**Dating:** not stated



## Late Roman 52

**Site:** Ashmunein

**Shape:** large jar with ring base

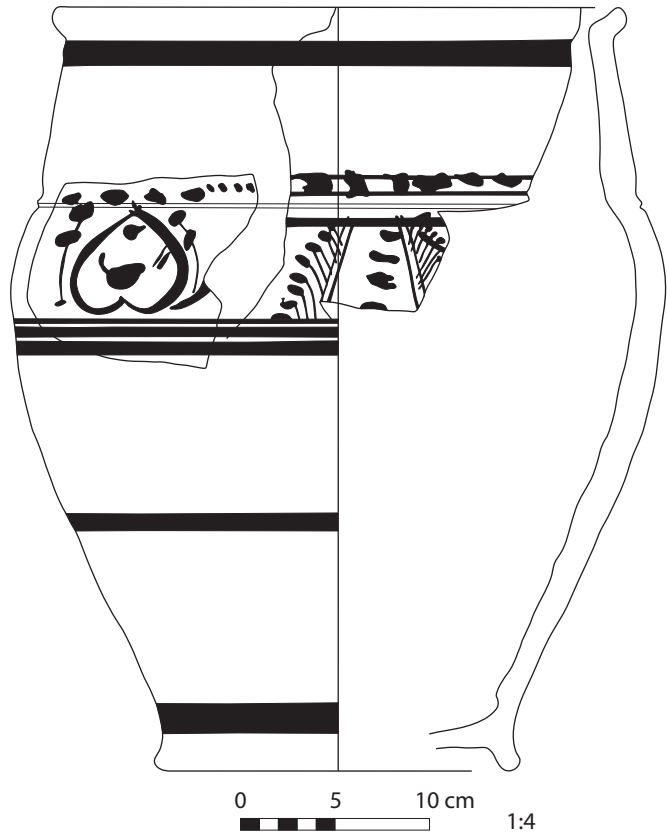
**Material:** red-brown clay

**Manufacture:** thrown

**Surface:** black-painted decoration

**Reference:** Bailey 1996: 84,  
Plate xxv, Figure 57: 1

**Dating:** 5th century A.D.



## Late Roman 53

**Site:** Ashmunein

**Shape:** large globular jar with everted rim

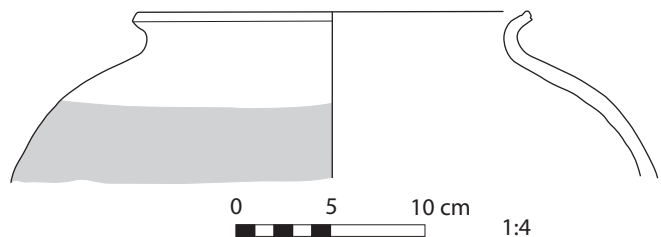
**Material:** NB

**Manufacture:** thrown

**Surface:** plain, with white paint on body

**Reference:** Bailey 1996: 74–75,  
Plate XXI, Figure 43: 19

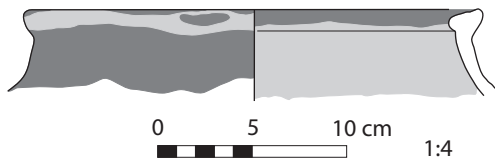
**Dating:** not stated





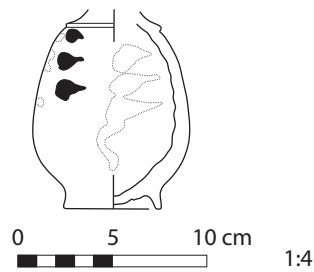
## Late Roman 54

**Site:** Ashmunein  
**Shape:** large jar with internal ledge  
**Material:** NB  
**Manufacture:** thrown  
**Surface:** plain, with red paint inside and outside of rim, white paint on top of rim  
**Reference:** Bailey 1996: 74–75, Plate xx, Figure 41: 3  
**Dating:** not stated



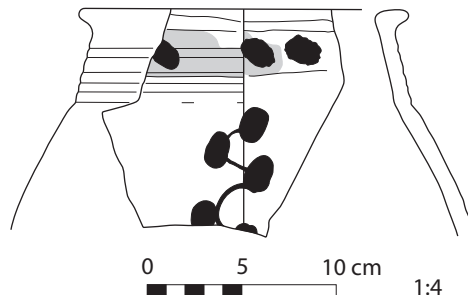
## Late Roman 55

**Site:** Tôd  
**Shape:** small ovoid jar with ring base  
**Material:** R, group OP  
**Manufacture:** thrown  
**Surface:** red-coated, with brown painted decoration  
**Reference:** Pierrat 1996: 198, Plate 6, Figure 82  
**Dating:** end of 4th and 5th centuries A.D.



## Late Roman 56

**Site:** Ashmunein  
**Shape:** large jar with broad rim  
**Material:** NB  
**Manufacture:** thrown  
**Surface:** plain, with white bands on neck and body, black-painted decoration outside  
**Reference:** Bailey 1996: 74–75, Plate xx, Figure 42: 11  
**Dating:** not stated



## Late Roman 57

**Site:** Ashmunein

**Shape:** large globular jar with everted rim

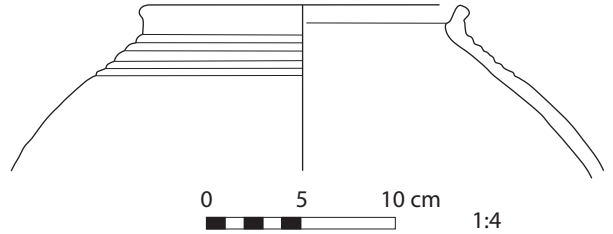
**Material:** NB

**Manufacture:** thrown

**Surface:** plain, with traces of white paint outside

**Reference:** Bailey 1996: 74–75, Plate xx, Figure 41: 6

**Dating:** not stated



## Late Roman 58

**Site:** Ashmunein

**Shape:** jar with wide mouth and constricted neck (*qadus*)

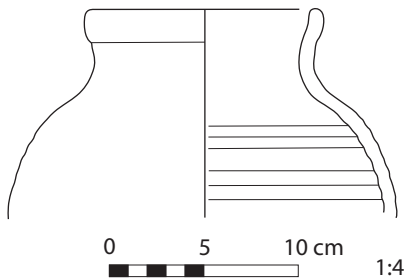
**Material:** NB

**Manufacture:** thrown

**Surface:** plain

**Reference:** Bailey 1996: 70, Plate xiv, Figure 29: 1

**Dating:** Roman Period



## Late Roman 59

**Site:** Ashmunein

**Shape:** jar with wide mouth with constricted neck and a knobbed foot (*qadus*)

**Material:** NB

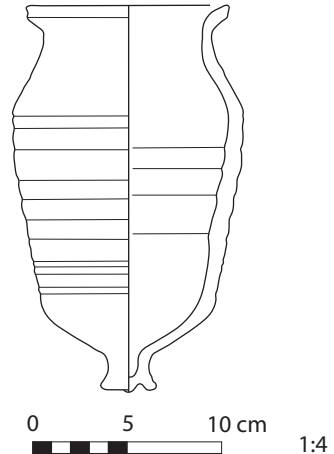
**Manufacture:** thrown

**Surface:** plain

**Reference:** Bailey 1996: 70, Plate xiv, Figure 29: 9

**Dating:** Roman Period

**Representative Example:** similar to Color Plate 6.2



## Late Roman 60

**Site:** Ashmunein

**Shape:** jar with a knobbed foot (*qadus*)

**Material:** NB

**Manufacture:** thrown

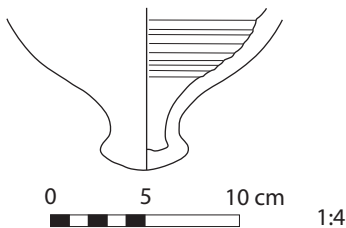
**Surface:** plain

**Reference:** Bailey 1996: 70, 72, Plate xvii,  
Figure 34: 53

**Compare:** Spencer, Bailey, and Burnett 1983:  
J 13.1

**Dating:** Roman Period

**Representative Example:** similar to  
Color Plate 6.2



## Late Roman 61, 62

**Site:** Ashmunein

**Shape:** jar with a knobbed foot (*qadus*)

**Material:** NB

**Manufacture:** thrown

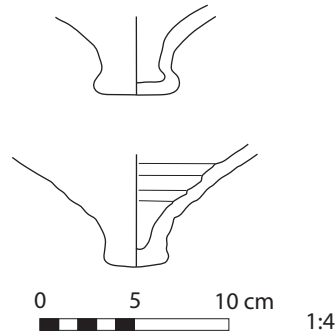
**Surface:** plain

**Reference:** Bailey 1996: 70, 72, Plate xvii,  
Figure 34: 48, 52

**Compare:** Spencer, Bailey, and Burnett 1983:  
J 13.1

**Dating:** Roman Period

**Representative Example:** similar to  
Color Plate 6.2



## Late Roman 63

**Site:** Tôd

**Shape:** ovoid jar with wide rim (*qadus*)

**Material:** L

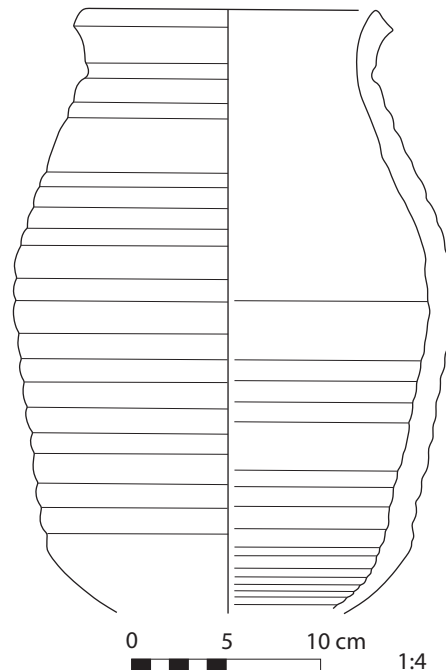
**Manufacture:** thrown

**Surface:** ribbed

**Reference:** Pierrat 1996: 200, Plate 6, Figure 96

**Dating:** end of 5th–middle of 7th centuries A.D.

**Representative Example:** similar to  
Color Plate 6.1 and 6.2



## Late Roman 64

**Site:** Tôd

**Shape:** bag-shaped jar with wide rim and knobbed base (*qadus*)

**Material:** L

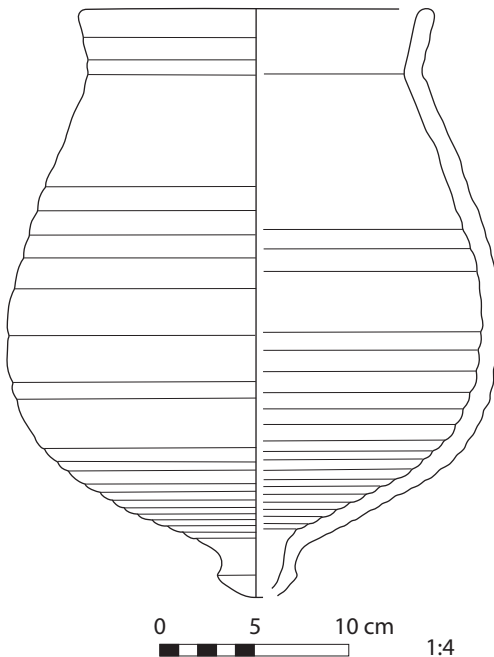
**Manufacture:** thrown

**Surface:** smoothed

**Reference:** Pierrat 1996: Plate 7, Figure 97

**Dating:** end of 5th–middle of 7th centuries A.D.

**Representative Example:** similar to Color Plate 6.2



## Late Roman 65

**Site:** Ashmunein

**Shape:** large jar with cylindrical neck

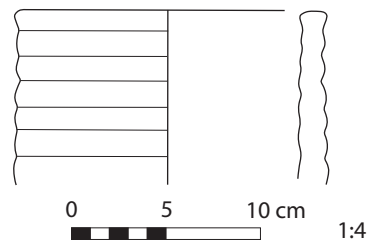
**Material:** NB

**Manufacture:** thrown

**Surface:** plain

**Reference:** Bailey 1996: 74–75, Plate xx, Figure 42: 16

**Dating:** not stated



## Late Roman 66

**Site:** Ashmunein

**Shape:** simple flat-based plate, miniature lid

**Material:** Aswan Fine Ware

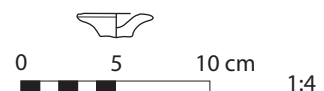
**Manufacture:** thrown

**Surface:** plain

**Reference:** Bailey 1996: 58, Plate IV, Figure 5: 38

**Compare:** Spencer, Bailey, and Burnett 1983: Figures 9: 5, 60: H 38; Spencer and Bailey 1985: H 38; Spencer and Bailey 1986: H 38

**Dating:** not stated



## Late Roman 67

**Site:** Ashmunein

**Shape:** simple bowl with incurved walls

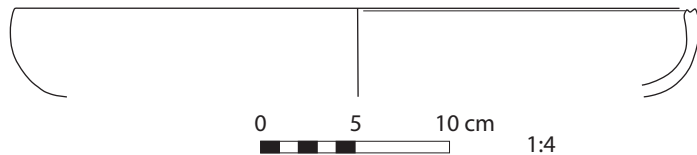
**Material:** African Red Slip Ware from Tunisia

**Manufacture:** thrown (?)

**Surface:** red slip

**Reference:** Bailey 1996: Plate II, Figure 2: 3

**Dating:** 350–425 A.D.



## Late Roman 68

**Site:** Ashmunein

**Shape:** simple bowl with flat base and slightly incurved rim

**Material:** African Red Slip Ware from Tunisia

**Manufacture:** thrown (?)

**Surface:** red slip

**Reference:** Bailey 1996: Plate II, Figure 2: 2

**Dating:** 400–450 A.D.



## Late Roman 69

**Site:** Ashmunein

**Shape:** deep bowl with everted rim and ring base

**Material:** Aswan Fine Ware

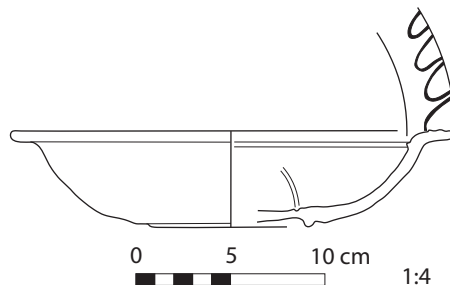
**Manufacture:** thrown (?)

**Surface:** pink-slipped, with purple-black pattern on rim

**Reference:** Bailey 1996: 55–57, Plate III, Figure 4: 13

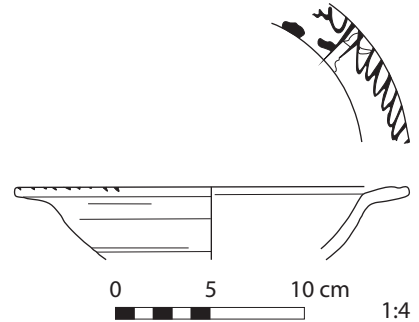
**Compare:** Spencer, Bailey, and Burnett 1983: F1, F2, F14; Spencer, Bailey, and Davies 1984: F 21.2; Spencer and Bailey 1985: F 25; Gempeler 1976: 108, Figure 8d, 5th century A.D.

**Dating:** before 500 A.D.



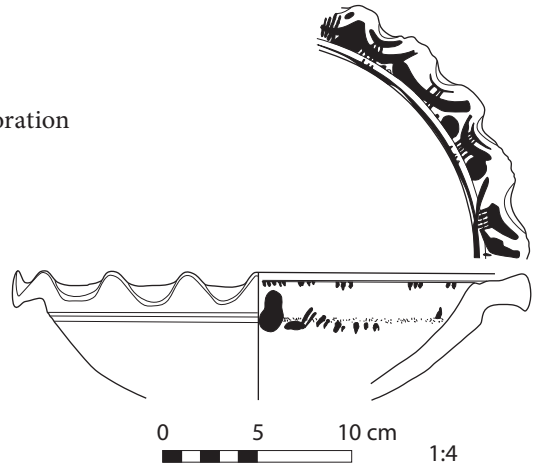
## Late Roman 70

**Site:** Tôd  
**Shape:** bowl with everted rim  
**Material:** R  
**Manufacture:** moldmade  
**Surface:** smoothed, with black painted decoration  
**Reference:** Pierrat 1996: 203, Plate 8, Figure 115  
**Dating:** end of 5th–middle of 7th centuries A.D.



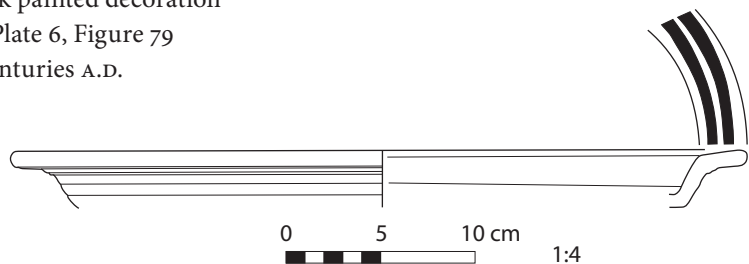
## Late Roman 71

**Site:** Tôd  
**Shape:** bowl with wavy (everted) rim  
**Material:** LIII  
**Manufacture:** thrown  
**Surface:** white-coated (?), with black painted decoration  
**Reference:** Pierrat 1996: 196, Plate 4, Figure 53  
**Dating:** end of 4th and 5th centuries A.D.



## Late Roman 72

**Site:** Tôd  
**Shape:** plate with everted rim  
**Material:** R, group OP  
**Manufacture:** thrown  
**Surface:** smoothed, with black painted decoration  
**Reference:** Pierrat 1996: 198, Plate 6, Figure 79  
**Dating:** end of 4th and 5th centuries A.D.



## Late Roman 73

**Site:** Ashmunein

**Shape:** deep bowl with everted rim

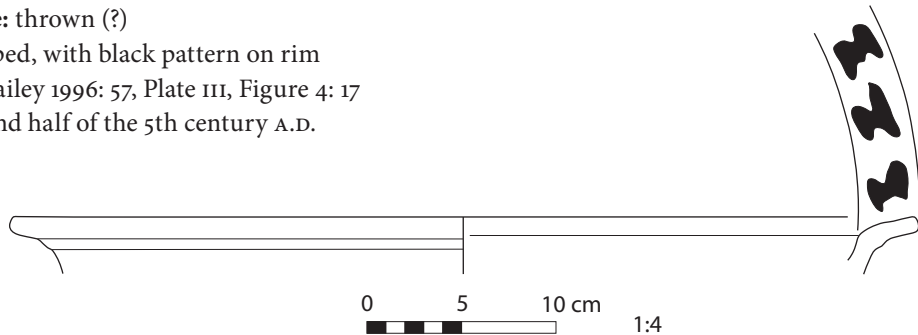
**Material:** Egyptian Red Slip A Ware

**Manufacture:** thrown (?)

**Surface:** slipped, with black pattern on rim

**Reference:** Bailey 1996: 57, Plate III, Figure 4: 17

**Dating:** second half of the 5th century A.D.



## Late Roman 74

**Site:** Tôd

**Shape:** carinated bowl with two handles

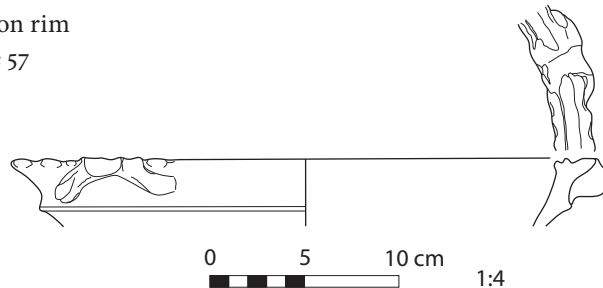
**Material:** M, variant M

**Manufacture:** thrown

**Surface:** smoothed, with relief decoration on rim

**Reference:** Pierrat 1996: 196, Plate 5, Figure 57

**Dating:** end of 4th and 5th centuries A.D.



## Late Roman 75

**Site:** Tôd

**Shape:** carinated bowl with two handles

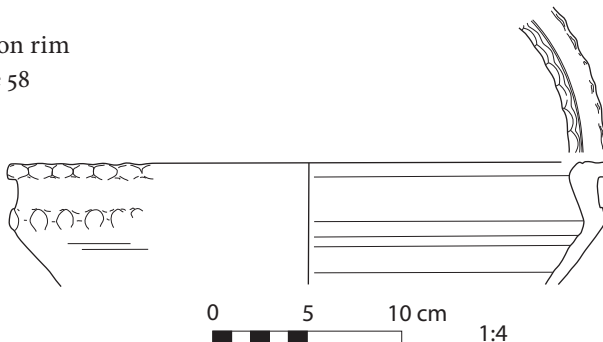
**Material:** M, variant M

**Manufacture:** thrown

**Surface:** smoothed, with relief decoration on rim

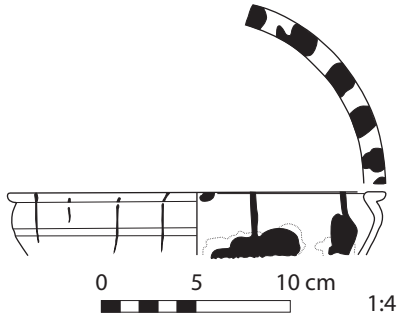
**Reference:** Pierrat 1996: 196, Plate 5, Figure 58

**Dating:** end of 4th and 5th centuries A.D.



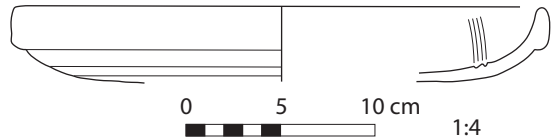
## Late Roman 76

**Site:** Tôd  
**Shape:** carinated bowl  
**Material:** L  
**Manufacture:** well thrown  
**Surface:** smoothed, with painted decoration  
**Reference:** Pierrat 1996: 193, Plate 3, Figure 28  
**Dating:** 2nd century–second half of 4th century A.D.



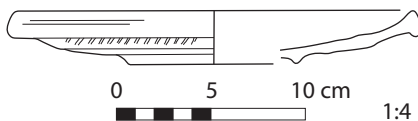
## Late Roman 77

**Site:** Ashmunein  
**Shape:** knobbed-rim bowl  
**Material:** Egyptian Red Slip H Ware  
**Manufacture:** thrown (?)  
**Surface:** slipped inside and full depth of rim outside  
**Reference:** Bailey 1996: 61, Plate v, Figure 8: 23  
**Compare:** Spencer, Bailey, and Burnett 1983: E 4.1  
**Remarks:** used for cooking  
**Dating:** before 500 A.D.



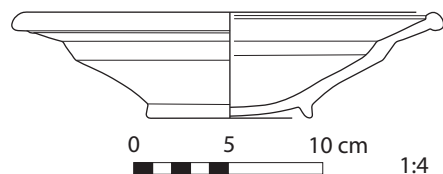
## Late Roman 78

**Site:** Tôd  
**Shape:** plate with triangular rim and ring base  
**Material:** R  
**Manufacture:** thrown  
**Surface:** smoothed  
**Reference:** Pierrat 1996: 197, Plate 5, Figure 72  
**Dating:** end of 4th and 5th centuries A.D.



## Late Roman 79

**Site:** Tôd  
**Shape:** bowl with round rim, bent walls, and ring base  
**Material:** L  
**Manufacture:** thrown  
**Surface:** smoothed  
**Reference:** Pierrat 1996: 201, Plate 7, Figure 99  
**Dating:** end of 5th–middle of 7th century A.D.





## Late Roman 80

**Site:** Tôd

**Shape:** bowl with triangular rim and ring base

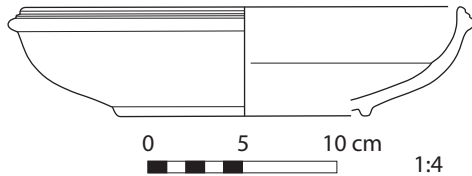
**Material:** L

**Manufacture:** thrown

**Surface:** smoothed

**Reference:** Pierrat 1996: 201, Plate 7, Figure 100

**Dating:** end of 5th–middle of 7th century A.D.



## Late Roman 81

**Site:** Tôd

**Shape:** bowl with triangular rim and ring base

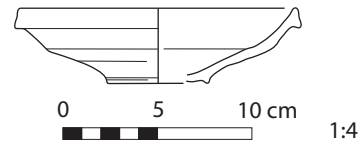
**Material:** R

**Manufacture:** thrown

**Surface:** smoothed

**Reference:** Pierrat 1996: 197, Plate 5, Figure 71

**Dating:** end of 4th and 5th centuries A.D.



## Late Roman 82

**Site:** Tôd

**Shape:** deep bowl with triangular rim, bent walls, and ring base

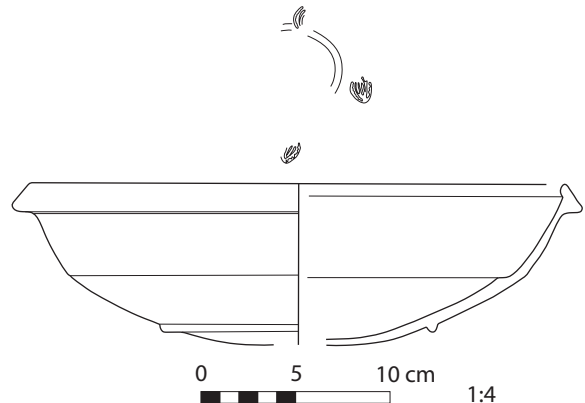
**Material:** R

**Manufacture:** moldmade

**Surface:** smoothed, stamped decoration inside

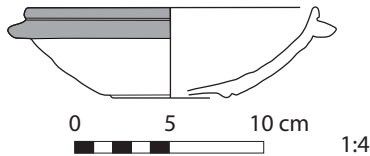
**Reference:** Pierrat 1996: 202, Plate 8, Figure 110

**Dating:** end of 5th–middle of 7th century A.D.



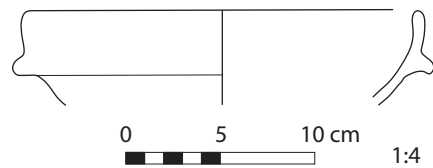
### Late Roman 83

**Site:** Ashmunein  
**Shape:** bowl with exterior ledge  
**Material:** Aswan Fine Ware  
**Manufacture:** thrown (?)  
**Surface:** plain, with red painted rim  
**Reference:** Bailey 1996: 56, Plate III, Figure 3: 6  
**Dating:** second half of the 5th century A.D.



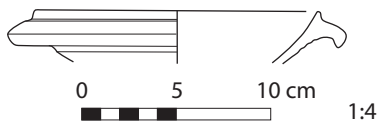
### Late Roman 84

**Site:** Ashmunein  
**Shape:** bowl with exterior ledge  
**Material:** Local Fine Ware  
**Manufacture:** thrown (?)  
**Surface:** slipped inside and full depth of rim outside  
**Reference:** Bailey 1996: 60, Plate v, Figure 7: 3  
**Dating:** before 500 A.D.  
**Representative Example:** similar to Color Plate 8.2



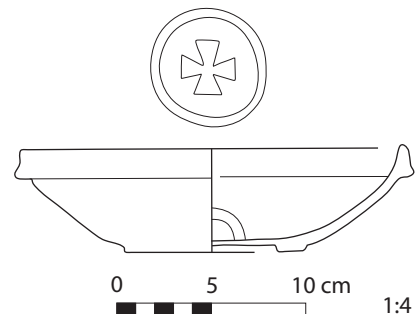
### Late Roman 85

**Site:** Tôd  
**Shape:** bowl with exterior ledge  
**Material:** I  
**Manufacture:** thrown  
**Surface:** smoothed  
**Reference:** Pierrat 1996: 199, Plate 6, Figure 86  
**Dating:** end of 4th and 5th centuries A.D.



### Late Roman 86

**Site:** Esna  
**Shape:** bowl with triangular rim and ring base  
**Material:** II  
**Manufacture:** well thrown  
**Surface:** red-slipped, with incised decoration inside  
**Reference:** Jacquet-Gordon 1972: Plate CCXXII, E26  
**Dating:** Late Roman



## Late Roman 87

**Site:** Ashmunein

**Shape:** bowl with everted rim and ring base

**Material:** Egyptian Red Slip A Ware

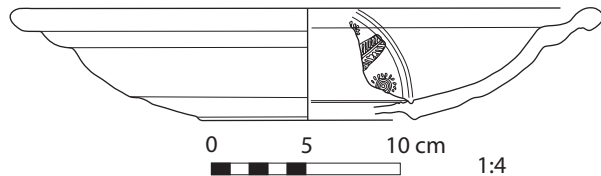
**Manufacture:** thrown (?)

**Surface:** slipped, with stamped decoration inside

**Reference:** Bailey 1996: 57, Plate IV, Figure 5: 18

**Compare:** Rodziewicz 1976: o 10a; Guerrini 1974: Figure 17: 1;  
similar stamped decoration in Ulbert 1971: 238, Figure 2

**Dating:** second half of the 5th century–beginning of 6th century A.D.



## Late Roman 88

**Site:** Ashmunein

**Shape:** shallow bowl with everted rim

**Material:** Egyptian Red Slip A Ware

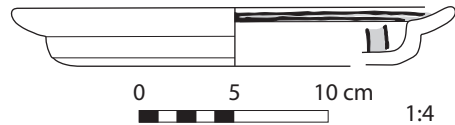
**Manufacture:** thrown (?)

**Surface:** slipped, with black and white band decoration inside

**Reference:** Bailey 1996: 57, Plate IV, Figure 5: 23

**Compare:** Spencer, Bailey, and Burnett 1983: H 33.2; Hayes 1976: Type 108

**Dating:** second half of the 5th century A.D.



## Late Roman 89

**Site:** Tôd

**Shape:** bowl with straight rim, carinated walls, and ring base

**Material:** L

**Manufacture:** molded (?)

**Surface:** smoothed

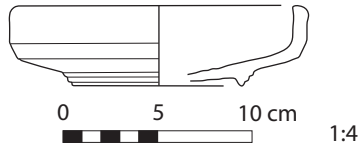
**Reference:** Pierrat 1996: 195, Plate 4, Figure 45

**Dating:** end of 4th and 5th centuries A.D.



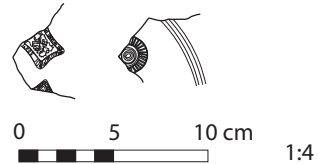
### Late Roman 90

**Site:** Ashmunein  
**Shape:** bowl with simple rim and ring base  
**Material:** Local Red Slip Ware  
**Manufacture:** thrown (?)  
**Surface:** slipped inside and down to lowest carination outside  
**Reference:** Bailey 1996: 60, Plate v, Figure 7: 8  
**Compare:** Spencer, Bailey, and Davies 1984: Figure 29: 3  
**Dating:** before 500 A.D.



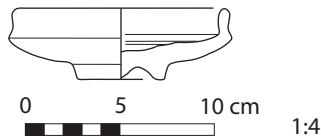
### Late Roman 91, 92

**Site:** Ashmunein  
**Shape:** body sherds from open vessels  
**Material:** Local Red Slip Ware  
**Manufacture:** thrown (?)  
**Surface:** slipped inside, with stamped decoration inside  
**Reference:** Bailey 1996: 60, Plate v, Figure 7: 14–15  
**Dating:** before 500 A.D.



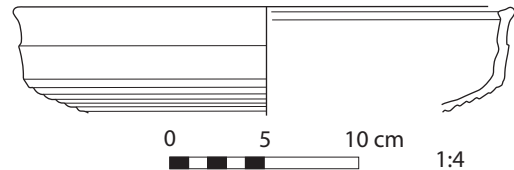
### Late Roman 93

**Site:** Karnak  
**Shape:** bowl with simple rim and ring base  
**Material:** not stated  
**Manufacture:** not stated  
**Surface:** not stated  
**Reference:** Lauffray 1995: 98–99, Figure 48: 158  
**Dating:** Late Roman



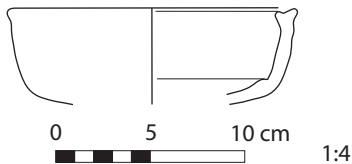
### Late Roman 94

**Site:** Ashmunein  
**Shape:** wide, shallow vessel with more or less vertical walls (casserole)  
**Material:** NB  
**Manufacture:** well thrown  
**Surface:** plain  
**Reference:** Bailey 1996: 68, Plate XII, Figure 24: 10  
**Dating:** not stated



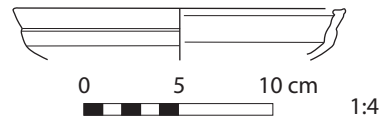
## Late Roman 95

**Site:** Ashmunein  
**Shape:** bowl with vertical walls and ledge rim  
**Material:** NB, coarse  
**Manufacture:** thrown  
**Surface:** plain  
**Reference:** Bailey 1996: 73, Plate XVIII,  
 Figure 38: 21  
**Dating:** not stated



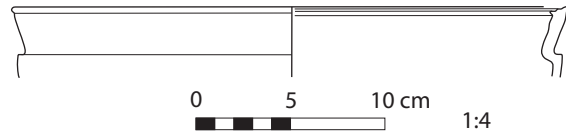
## Late Roman 96

**Site:** Ashmunein  
**Shape:** wide, shallow vessel, here with slight carination (casserole)  
**Material:** NB  
**Manufacture:** well thrown  
**Surface:** plain  
**Reference:** Bailey 1996: 68, Plate XII,  
 Figure 24: 11  
**Compare:** Spencer, Bailey, and Burnett 1983:  
 I 18  
**Dating:** not stated



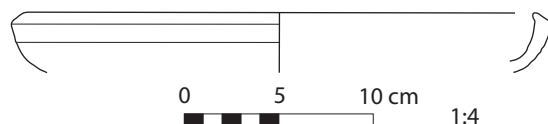
## Late Roman 97

**Site:** Ashmunein  
**Shape:** wide, shallow carinated vessel (casserole)  
**Material:** NB  
**Manufacture:** well thrown  
**Surface:** plain  
**Reference:** Bailey 1996: 68, Plate XII,  
 Figure 24: 13  
**Dating:** not stated



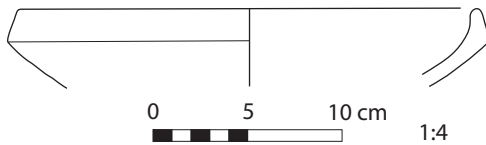
## Late Roman 98

**Site:** Ashmunein  
**Shape:** bowl with simple incurved rim  
**Material:** Egyptian Red Slip A Ware  
**Manufacture:** thrown  
**Surface:** slipped  
**Reference:** Bailey 1996: 57–58, Plate IV,  
 Figure 6: 28  
**Dating:** before 500 A.D.



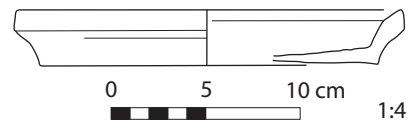
## Late Roman 99

**Site:** Ashmunein  
**Shape:** bowl with incurved rim and carinated walls  
**Material:** Local Red Slip Ware  
**Manufacture:** thrown  
**Surface:** slipped inside and well below rim outside  
**Reference:** Bailey 1996: 61, Plate v, Figure 8: 26  
**Dating:** before 500 A.D.



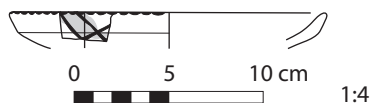
## Late Roman 100

**Site:** Ashmunein  
**Shape:** shallow bowl with flat base  
**Material:** Local Red Slip Ware  
**Manufacture:** thrown  
**Surface:** slipped inside  
**Reference:** Bailey 1996: 61, Plate v, Figure 8: 30  
**Compare:** Spencer, Bailey, and Davies 1984: E 122.1  
**Dating:** before 500 A.D.



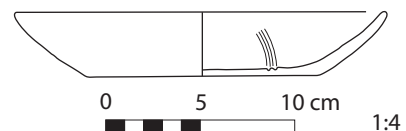
## Late Roman 101

**Site:** Ashmunein  
**Shape:** shallow rim with slightly everted rim  
**Material:** Aswan Fine Ware  
**Manufacture:** thrown  
**Surface:** white-slipped inside; cream-slipped outside, with red-brown, orange, and black decoration outside  
**Reference:** Bailey 1996: 58, Plate IV, Figure 6: 30  
**Dating:** before 500 A.D.



## Late Roman 102

**Site:** Ashmunein  
**Shape:** bowl with simple slightly incurved walls and flat base  
**Material:** Local Red Slip Ware  
**Manufacture:** molded (?)  
**Surface:** slipped inside  
**Reference:** Bailey 1996: 60, Plate VII, Figure 11: 13  
**Dating:** before 500 A.D.



### Late Roman 103

**Site:** Ashmunein

**Shape:** hemispherical bowl

**Material:** Aswan Fine Ware

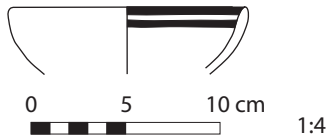
**Manufacture:** thrown

**Surface:** thick white slip, with two dark brown painted bands inside

**Reference:** Bailey 1996: 58, Plate IV, Figure 5: 35

**Compare:** Spencer, Bailey, and Davies 1984: H 40

**Dating:** before 500 A.D.



### Late Roman 104

**Site:** Tôd

**Shape:** bowl with incurved walls

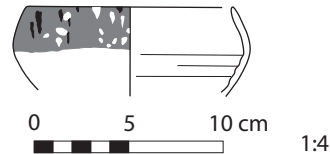
**Material:** R

**Manufacture:** well thrown

**Surface:** red-orange coat on upper part of the body, with white and black spots

**Reference:** Pierrat 1996: 192, Plate 3, Figure 25

**Dating:** 2nd century–second half of 4th century A.D.



### Late Roman 105

**Site:** Ashmunein

**Shape:** simple shallow bowl with slightly incurved walls

**Material:** NB, coarse

**Manufacture:** thrown (?)

**Surface:** plain

**Reference:** Bailey 1996: 74, Plate XIX, Figure 40: 39

**Dating:** not stated



### Late Roman 106

**Site:** Tôd

**Shape:** bowl with carinated walls

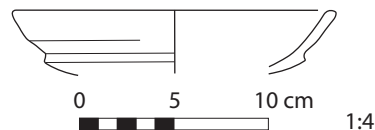
**Material:** L

**Manufacture:** thrown

**Surface:** smoothed

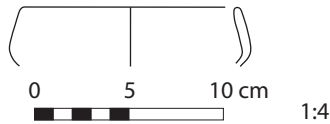
**Reference:** Pierrat 1996: 200, Plate 6, Figure 94

**Dating:** end of 5th–middle of 7th century A.D.



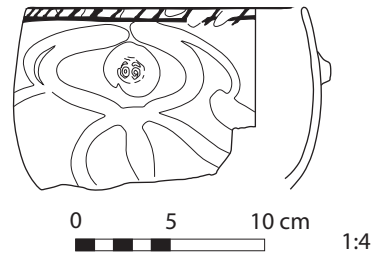
### Late Roman 107

**Site:** Ashmunein  
**Shape:** bowl with incurved walls  
**Material:** NB, coarse  
**Manufacture:** thrown  
**Surface:** plain  
**Reference:** Bailey 1996: 72, 74, Plate XIX,  
 Figure 40: 46  
**Dating:** not stated



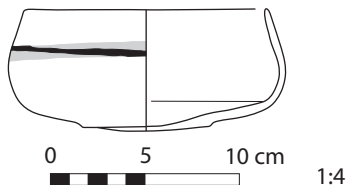
### Late Roman 108

**Site:** Tôd  
**Shape:** bowl with incurved walls  
**Material:** R  
**Manufacture:** thrown  
**Surface:** smoothed, with black painted and  
 relief decoration  
**Reference:** Pierrat 1996: 203, Plate 8, Figure 117  
**Dating:** end of 5th–middle of 7th century A.D.



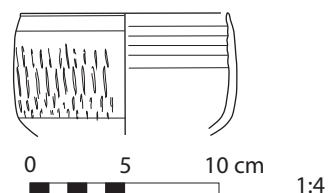
### Late Roman 109

**Site:** Tôd  
**Shape:** bowl with incurved walls and flat base  
**Material:** R  
**Manufacture:** thrown  
**Surface:** smoothed, with white and black  
 paint  
**Reference:** Pierrat 1996: 203, Plate 8,  
 Figure 119  
**Dating:** end of 5th–middle of 7th century A.D.



### Late Roman 110

**Site:** Tôd  
**Shape:** bowl with incurved walls  
**Material:** R  
**Manufacture:** thrown-molded (?)  
**Surface:** smoothed, with incised decoration  
 (roulette)  
**Reference:** Pierrat 1996: 197, Plate 5, Figure 77  
**Dating:** end of 4th and 5th centuries A.D.





## Late Roman 111

**Site:** Tôd

**Shape:** beaker with incurved rim and ring base

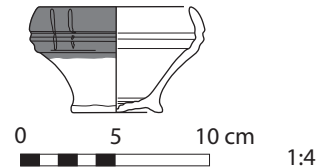
**Material:** R

**Manufacture:** thrown

**Surface:** red-coated, with incised decoration

**Reference:** Pierrat 1996: 198, Plate 6, Figure 84

**Dating:** end of 4th and 5th centuries A.D.,  
but more common later



## Late Roman 112

**Site:** Tôd

**Shape:** large bowl with round rim and slightly carinated body

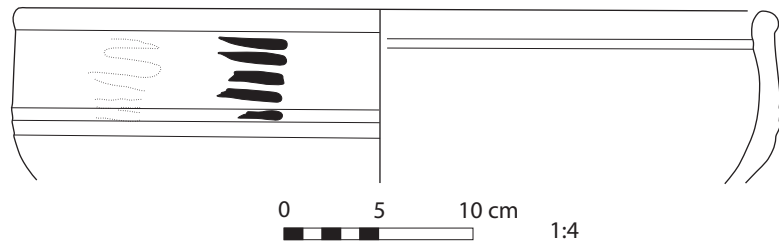
**Material:** L

**Manufacture:** thrown

**Surface:** red-coated, with black painted decoration

**Reference:** Pierrat 1996: 196, Plate 4, Figure 55

**Dating:** end of 4th and 5th centuries A.D.



## Late Roman 113

**Site:** Ashmunein

**Shape:** small cup with flat base

**Material:** NB, coarse

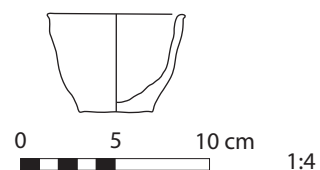
**Manufacture:** thrown, with string marks on base

**Surface:** plain

**Reference:** Bailey 1996: 76, Plate xxii, Figure 47: 1

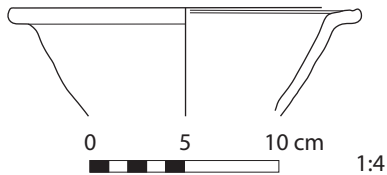
**Compare:** Spencer, Bailey, and Burnett 1983: Figure 17: 4

**Dating:** first half of the 5th century



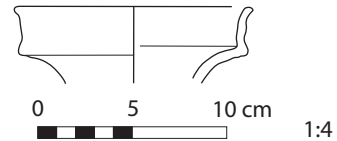
### Late Roman 114

**Site:** Ashmunein  
**Shape:** bowl with everted rim  
**Material:** Local Red Slip Ware  
**Manufacture:** thrown  
**Surface:** slipped, polished inside  
**Reference:** Bailey 1996: 61, Plate v, Figure 8: 34  
**Dating:** before 500 A.D.



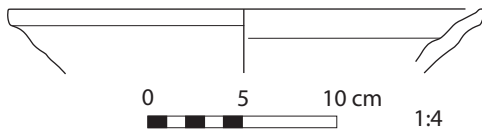
### Late Roman 115

**Site:** Ashmunein  
**Shape:** bowl with carination  
**Material:** NB, coarse  
**Manufacture:** thrown  
**Surface:** thin reddish slip  
**Reference:** Bailey 1996: 72, 74, Plate XIX, Figure 40: 48  
**Dating:** not stated



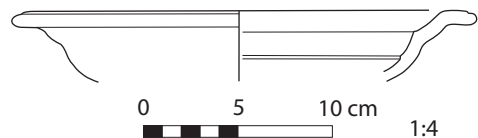
### Late Roman 116

**Site:** Ashmunein  
**Shape:** bowl with flaring walls  
**Material:** Local Red Slip Ware  
**Manufacture:** thrown  
**Surface:** slipped inside and well below rim outside  
**Reference:** Bailey 1996: 62, Plate VI, Figure 10: 50  
**Dating:** not stated



### Late Roman 117

**Site:** Ashmunein  
**Shape:** bowl with flaring walls  
**Material:** Local Red Slip Ware  
**Manufacture:** thrown  
**Surface:** slipped inside and top of rim  
**Reference:** Bailey 1996, Plate VI, Figure 10: 47  
**Dating:** not stated



## Late Roman 118, 119

**Site:** Ashmunein

**Shape:** bowls with recurved thickened rims (casseroles)

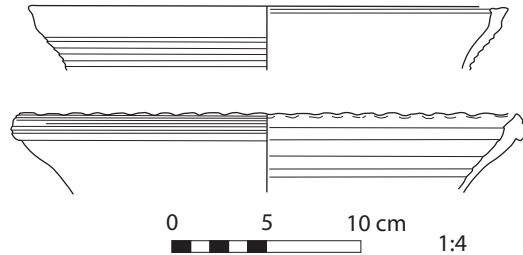
**Material:** NB

**Manufacture:** well thrown

**Surface:** plain

**Reference:** Bailey 1996: 69, Plate XIII,  
Figures 37, 39

**Dating:** not stated



## Late Roman 120

**Site:** Ashmunein

**Shape:** bowl with everted rim

**Material:** Local Red Slip Ware

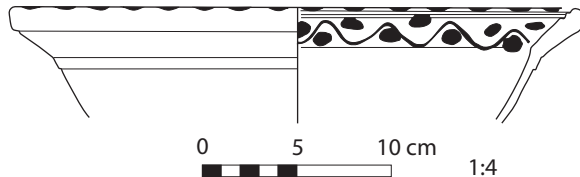
**Manufacture:** thrown

**Surface:** slipped, with black painted decoration

**Reference:** Bailey 1996: 61, Plate VI, Figure 9: 36

**Compare:** Spencer and Bailey 1986: o 38

**Dating:** not stated



## Late Roman 121

**Site:** Ashmunein

**Shape:** bowl with everted rim

**Material:** NB, coarse

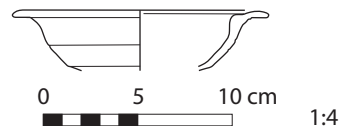
**Manufacture:** thrown

**Surface:** plain

**Reference:** Bailey 1996: 74, Plate XIX, Figure 40: 47

**Compare:** Spencer, Bailey, and Davies 1984: T 3

**Dating:** not stated



## Late Roman 122

**Site:** Esna

**Shape:** deep carinated basin

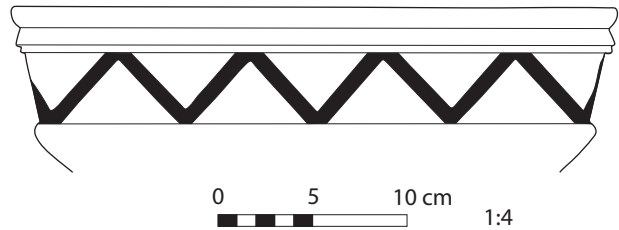
**Material:** 1

**Manufacture:** well thrown

**Surface:** smoothed, with black painted decoration

**Reference:** Jacquet-Gordon 1972: Plates CCXXI E14 and CCXXXI, 1N

**Dating:** not stated



## Late Roman 123

**Site:** Esna

**Shape:** deep carinated basin

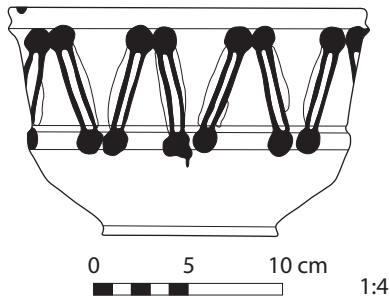
**Material:** 1b

**Manufacture:** well thrown

**Surface:** smoothed, with black painted decoration

**Reference:** Jacquet-Gordon 1972: Plates CCXXI, E13 and CCXXXI, 1P

**Dating:** not stated



## Late Roman 124

**Site:** Ashmunein

**Shape:** bowl with everted rim and ring base

**Material:** Local Red Slip Ware

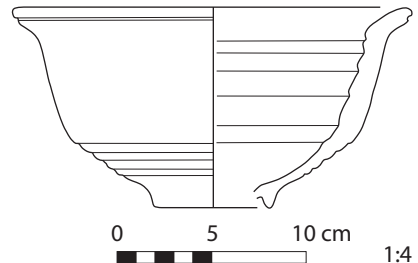
**Manufacture:** thrown

**Surface:** slipped inside

**Reference:** Bailey 1996: 61, Plate VI, Figure 9: 37

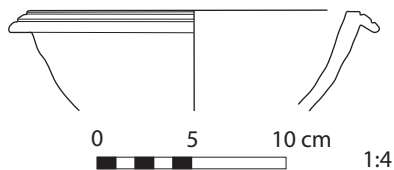
**Dating:** not stated

**Representative Example:** similar to Color Plate 8.5



## Late Roman 125

**Site:** Ashmunein  
**Shape:** bowl with everted rim  
**Material:** Local Red Slip Ware  
**Manufacture:** thrown  
**Surface:** slipped inside and on rim  
**Reference:** Bailey 1996: 62, Plate VI, Figure 10: 45  
**Dating:** not stated



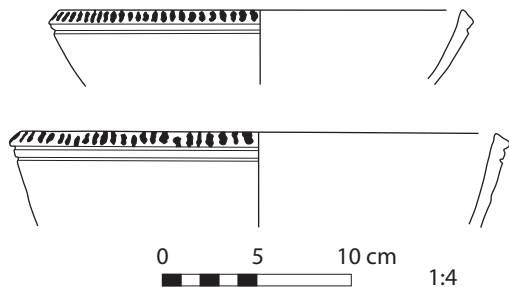
## Late Roman 126

**Site:** Ashmunein  
**Shape:** shallow plate with flat base  
**Material:** NB, coarse  
**Manufacture:** thrown  
**Surface:** plain  
**Reference:** Bailey 1996: 72, 74, Plate XIX, Figure 40: 34  
**Compare:** Spencer, Bailey, and Davies 1984: κ 12; Spencer and Bailey 1986: κ 15  
**Dating:** not stated



## Late Roman 127, 128

**Site:** Ashmunein  
**Shape:** knobbed-rim bowl  
**Material:** Local Red Slip Ware  
**Manufacture:** thrown  
**Surface:** thickly slipped inside and on rim, thin slip below rim (127, above); slipped inside and on rim (128, below) with black painted decoration (both)  
**Reference:** Bailey 1996: 61, Plate VII, Figure 11: 31-32  
**Dating:** not stated



## Late Roman 129

**Site:** Tôd

**Shape:** deep bowl with recurved rim and ring base

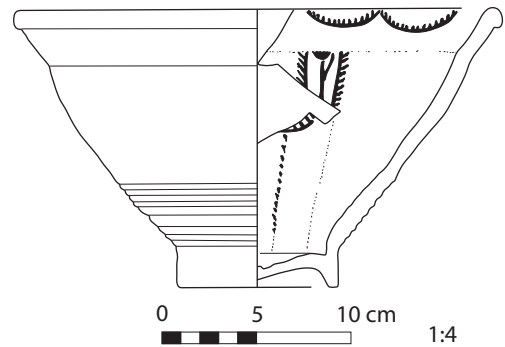
**Material:** L

**Manufacture:** thrown

**Surface:** crème orange-coated, with black painted decoration

**Reference:** Pierrat 1996: 201, Plate 7, Figure 103

**Dating:** end of 5th–middle of 7th century A.D.



## Late Roman 130

**Site:** Tôd

**Shape:** deep basin with thickened rim and ring base

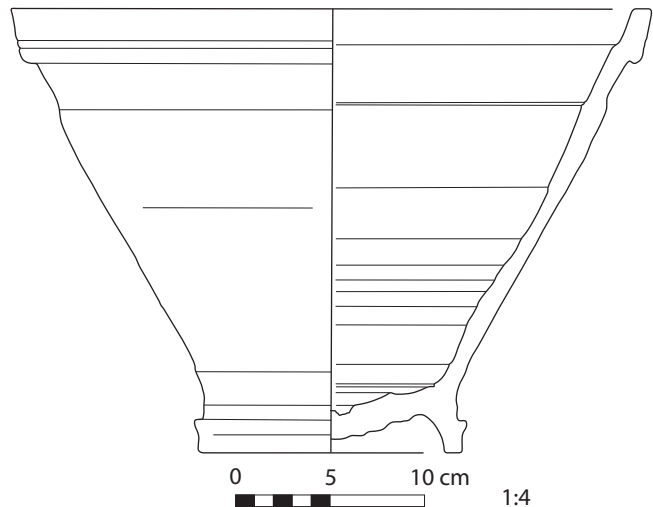
**Material:** L

**Manufacture:** thrown

**Surface:** smoothed

**Reference:** Pierrat 1996: 195, Plate 4, Figure 49

**Dating:** end of 4th–  
5th centuries A.D.



## Late Roman 131

**Site:** Ashmunein

**Shape:** large, deep basin with flaring walls and small internal ledge

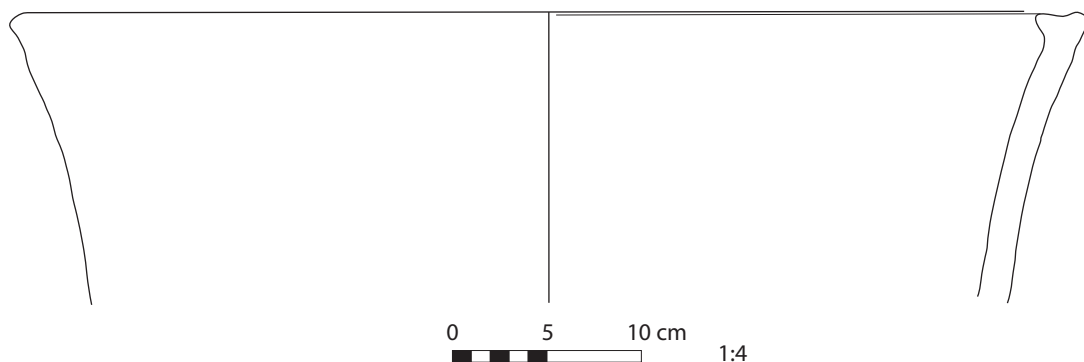
**Material:** NB, coarse

**Manufacture:** thrown (?)

**Surface:** plain

**Reference:** Bailey 1996: 73, Plate xvii, Figure 35: 1

**Dating:** not stated



## Late Roman 132, 133

**Site:** Ashmunein

**Shape:** deep basins with flaring walls

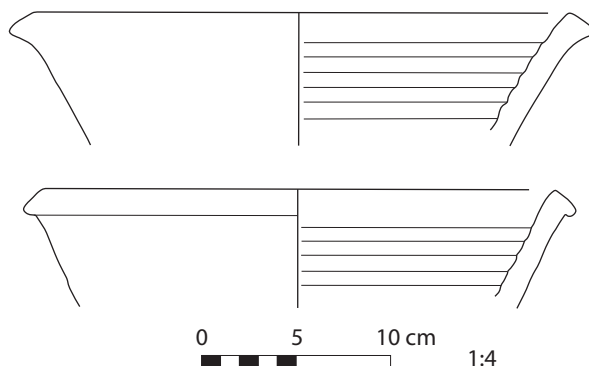
**Material:** NB, coarse

**Manufacture:** thrown

**Surface:** plain

**Reference:** Bailey 1996: 73, Plate xviii, Figure 36: 7–8

**Dating:** not stated



### Late Roman 134

---

**Site:** Ashmunein

**Shape:** bowl with flaring walls and internal ledge

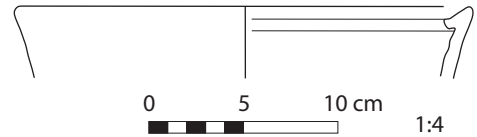
**Material:** NB, coarse

**Manufacture:** thrown

**Surface:** plain

**Reference:** Bailey 1996: 73, Plate XIX, Figure 39: 23

**Dating:** not stated



### Late Roman 135, 136

---

**Site:** Ashmunein

**Shape:** large basin with everted rim

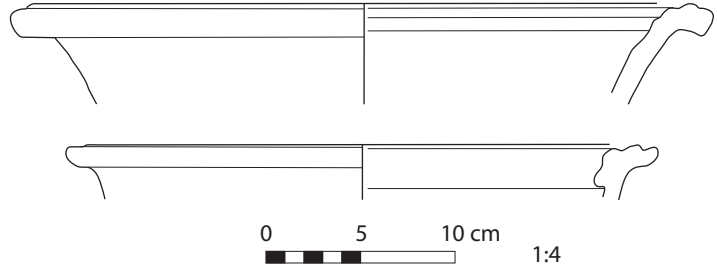
**Material:** NB, coarse

**Manufacture:** thrown

**Surface:** plain

**Reference:** Bailey 1996: 73, Plate XVIII, Figure 37: 13–14

**Dating:** not stated



### Late Roman 137, 138

---

**Site:** Ashmunein

**Shape:** basins with more or less vertical walls and everted rim

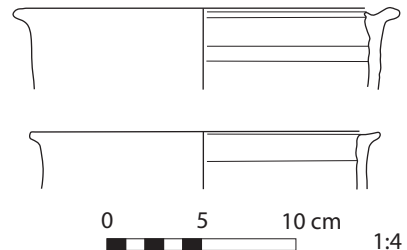
**Material:** NB, coarse

**Manufacture:** thrown

**Surface:** plain

**Reference:** Bailey 1996: 74, Plate XIX, Figure 39: 30–31

**Dating:** not stated





## Late Roman 139

---

**Site:** Ashmunein

**Shape:** bowl with carination

**Material:** Local Red Slip Ware

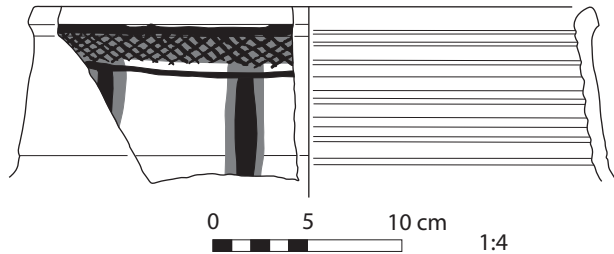
**Manufacture:** thrown

**Surface:** red-slipped, black and red painted decoration outside

**Reference:** Bailey 1996: 62, Plate VII, Figure 12: 59

**Compare:** Spencer, Bailey, and Burnett 1983: o 8

**Dating:** before 500 A.D.



## Late Roman 140

---

**Site:** Ashmunein

**Shape:** deep bowl with carination (?)

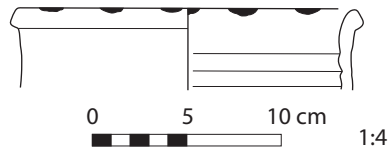
**Material:** Local Red Slip Ware

**Manufacture:** thrown

**Surface:** red-slipped, with black decoration on rim

**Reference:** Bailey 1996: 62, Plate VII, Figure 12: 55

**Dating:** before 500 A.D.



## Late Roman 141

**Site:** Tôd

**Shape:** basin with incurved walls and everted rim

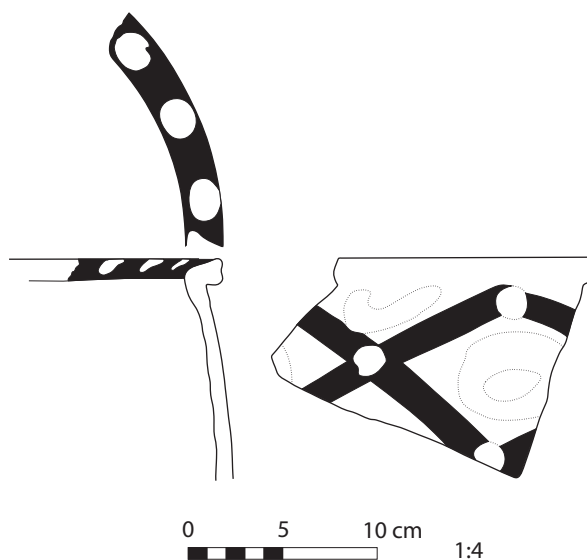
**Material:** L

**Manufacture:** thrown

**Surface:** smoothed, with brown and black painted decoration

**Reference:** Pierrat 1996: 202, Plate 7, Figure 105

**Dating:** end of 5th–middle of 7th century A.D.



## Late Roman 142

**Site:** Ashmunein

**Shape:** deep bowl with carination

**Material:** Local Red Slip Ware


**Manufacture:** thrown

**Surface:** brown slip inside; red slip outside, white band on the edge of rim, brown lines on shoulder

**Reference:** Bailey 1996: 62, Plate VII, Figure 12: 60

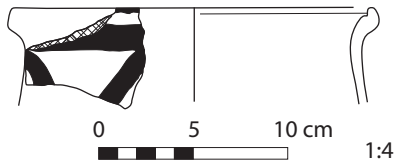
**Compare:** Spencer, Bailey, and Burnett 1983: F 18

**Dating:** before 500 A.D.



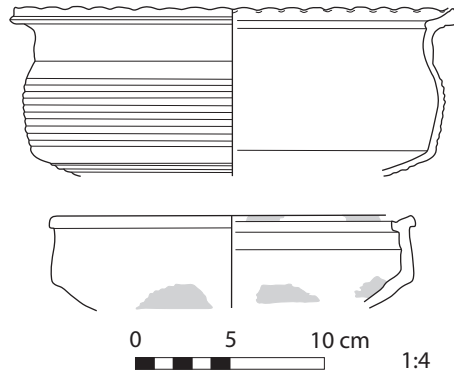
### Late Roman 143

**Site:** Ashmunein  
**Shape:** bowl with carination  
**Material:** Local Red Slip Ware  
**Manufacture:** thrown  
**Surface:** slipped, black-painted decoration  
**Reference:** Bailey 1996: 62, Plate VII,  
 Figure 12: 56  
**Compare:** Spencer, Bailey, and Burnett 1983:  
 G 17.6  
**Dating:** before 500 A.D.



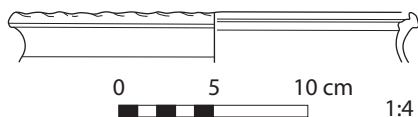
### Late Roman 144, 145

**Site:** Ashmunein  
**Shape:** bowls with carination and everted rim  
 (casserole)  
**Material:** NB  
**Manufacture:** well thrown  
**Surface:** plain  
**Reference:** Bailey 1996: 69, Plate XIII,  
 Figure 32-33  
**Dating:** not stated



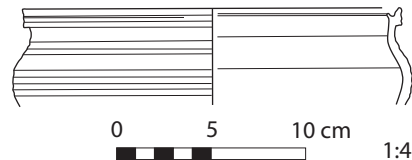
### Late Roman 146

**Site:** Tôd  
**Shape:** bowl with carination and wavy rim  
**Material:** L  
**Manufacture:** well thrown  
**Surface:** smoothed  
**Reference:** Pierrat 1996: 193, Plate 3, Figure 30  
**Dating:** 2nd century–second half of  
 4th century A.D.



### Late Roman 147

**Site:** Tôd  
**Shape:** bowl with carination and internal  
 ledge  
**Material:** L  
**Manufacture:** well thrown  
**Surface:** smoothed  
**Reference:** Pierrat 1996: 193, Plate 3, Figure 29  
**Dating:** 2nd century–second half of  
 4th century A.D.



## Late Roman 148

**Site:** Ashmunein

**Shape:** bowl with carination and recurved round rim

**Material:** NB, coarse with grit

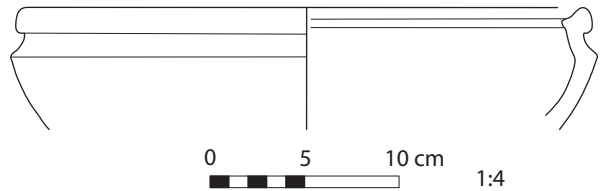
**Manufacture:** thrown

**Surface:** plain

**Reference:** Bailey 1996: 73, Plate xviii, Figure 36: 5

**Compare:** Spencer, Bailey, and Davies 1984: T 1; Spencer and Bailey 1985: T 13

**Dating:** not stated



## Late Roman 149, 150

**Site:** Ashmunein

**Shape:** carinated bowl with round shoulder (casserole)

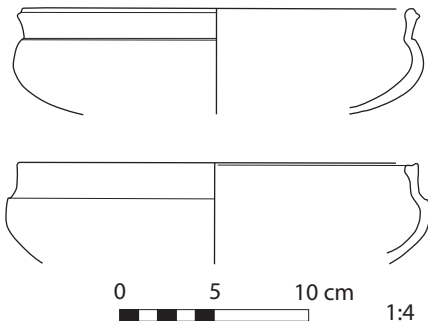
**Material:** NB

**Manufacture:** thrown

**Surface:** plain

**Reference:** Bailey 1996: 68, Plate xii, Figure 23: 5–6

**Dating:** not stated



## Late Roman 151

**Site:** Ashmunein

**Shape:** bowl with incurved rim

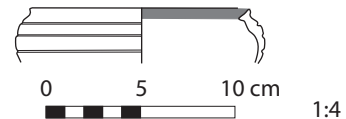
**Material:** Local Fine Ware

**Manufacture:** thrown

**Surface:** plain with red paint on inside rim

**Reference:** Bailey 1996: 63, Plate viii, Figure 14: 1

**Dating:** not stated



## Late Roman 152

**Site:** Ashmunein

**Shape:** bowl with incurved rim

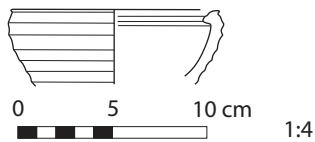
**Material:** Local Fine Ware

**Manufacture:** thrown

**Surface:** plain

**Reference:** Bailey 1996: 63, Plate VIII,  
Figure 14: 3

**Dating:** not stated



## Late Roman 153

**Site:** Ashmunein

**Shape:** deep lid with knobbed handle

**Material:** NB, coarse

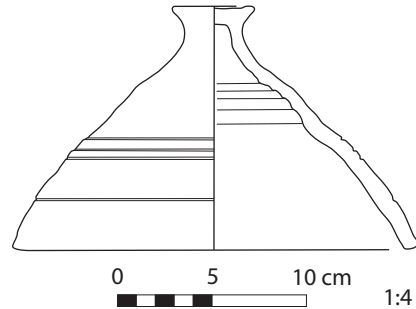
**Manufacture:** thrown

**Surface:** plain

**Reference:** Bailey 1996: 70, Plate XIV,  
Figure 28: 6

**Compare:** Jacquet-Gordon 1972: v 6

**Dating:** not stated



## Late Roman 154

**Site:** Tôd

**Shape:** deep lid

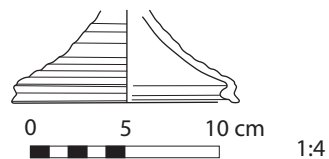
**Material:** M, variant M

**Manufacture:** thrown

**Surface:** smoothed

**Reference:** Pierrat 1996: 197, Plate 5, Figure 62

**Dating:** end of 4th–5th centuries A.D.



## Late Roman 155

---

**Site:** Tôd

**Shape:** deep lid with internal ledge

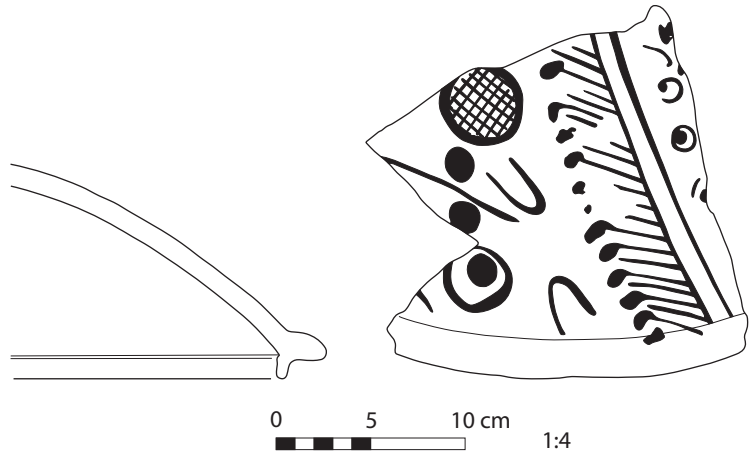
**Material:** LIV

**Manufacture:** thrown

**Surface:** smoothed, with black painted decoration

**Reference:** Pierrat 1996: 202, Plate 7, Figure 106

**Dating:** end of 5th–middle of 7th century A.D.



## Late Roman 156

---

**Site:** Tôd

**Shape:** large plate on high foot


**Material:** I

**Manufacture:** thrown

**Surface:** smoothed

**Reference:** Pierrat 1996: 204, Plate 8, Figure 121

**Dating:** end of 5th–beginning of 6th century A.D.



## Late Roman 157, 158, 159

**Site:** Ashmunein

**Shape:** baking trays

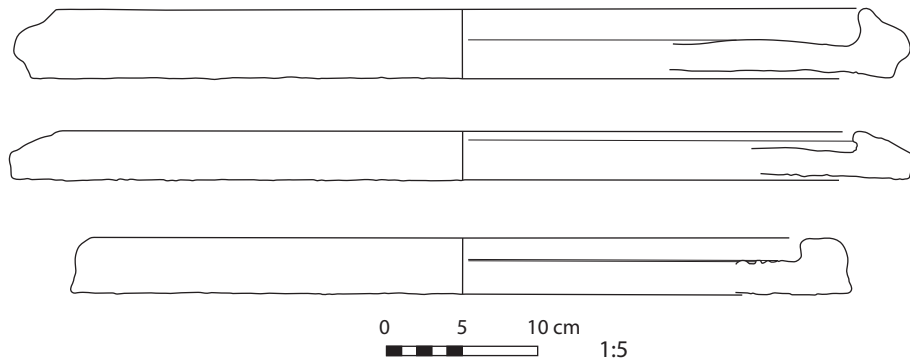
**Material:** NB, coarse

**Manufacture:** handmade (?)

**Surface:** rough, but plain

**Reference:** Bailey 1996: 75–76, Plate xxii, Figure 45: 1–3

**Dating:** not stated



## Late Roman 160, 161

**Site:** Ashmunein

**Shape:** bowl with cylindrical shape (baking pots)

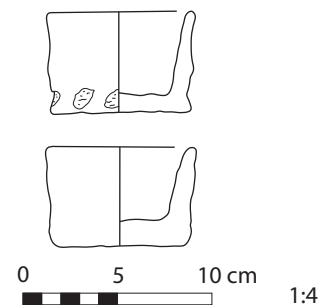
**Material:** NB, coarse

**Manufacture:** handmade (?)

**Surface:** plain, with fingerprints at base

**Reference:** Bailey 1996: 76, Plate xxii, Figure 46: 1–2

**Dating:** first usage in the early 5th century A.D., more common later



## Late Roman 162

**Site:** Tôd

**Shape:** high ring base

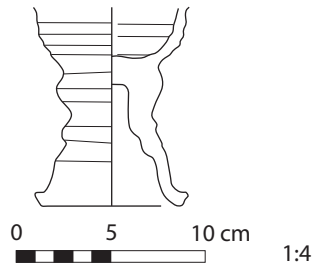
**Material:** M, variant M

**Manufacture:** thrown

**Surface:** smoothed

**Reference:** Pierrat 1996: 196, Plate 5, Figure 60

**Dating:** end of 4th and 5th centuries A.D.



## Late Roman 163

**Site:** Tôd

**Shape:** ring base

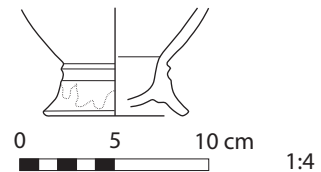
**Material:** R

**Manufacture:** well thrown

**Surface:** smoothed

**Reference:** Pierrat 1996: 192, Plate 3, Figure 26

**Dating:** 2nd century–second half of  
4th century A.D.





## Late Roman 164

---

**Site:** Esna

**Shape:** bowl with high foot (censer)

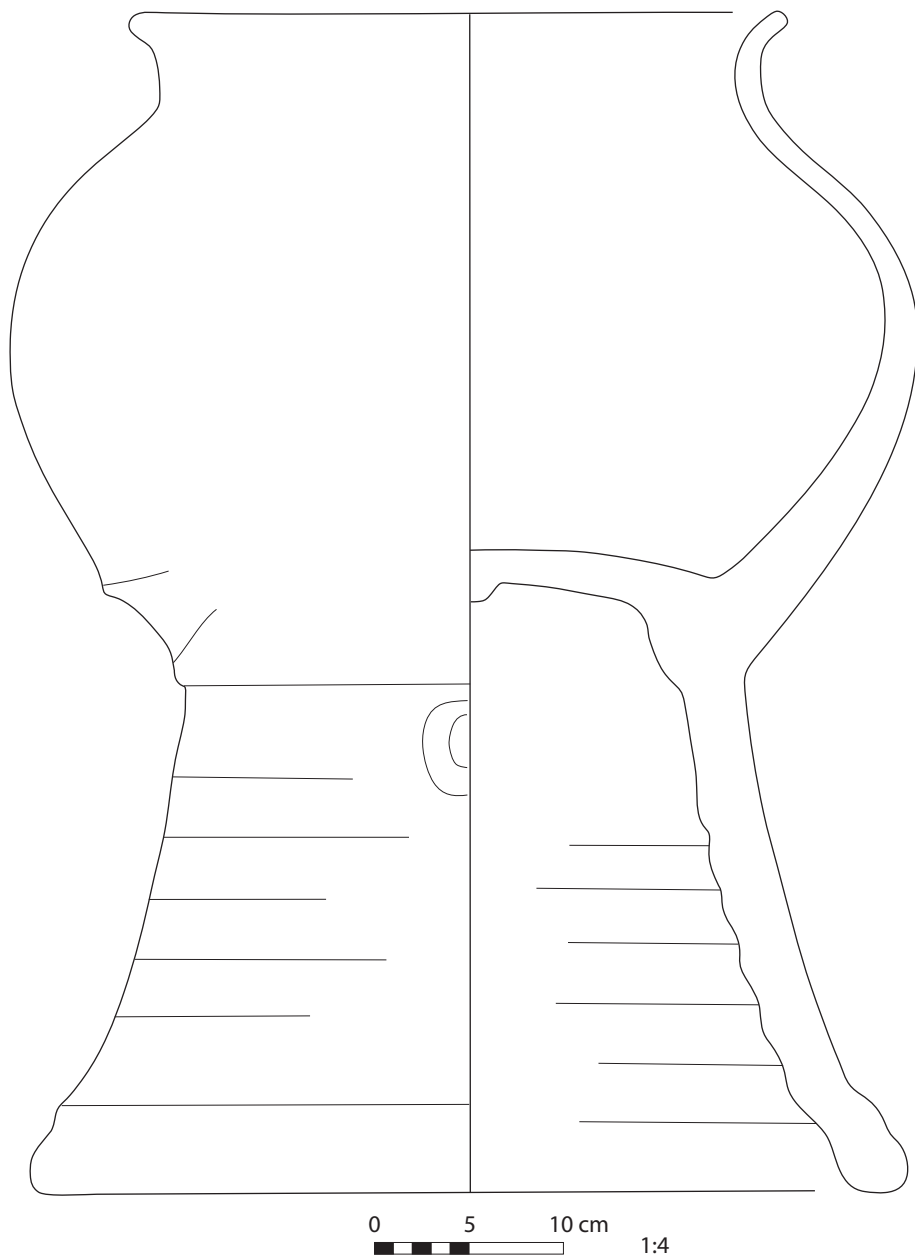
**Material:** III

**Manufacture:** well thrown

**Surface:** smoothed

**Reference:** Jacquet-Gordon 1972: Plate CCXXIX, w8a

**Dating:** Late Roman



## Late Roman 165

---

**Site:** Esna

**Shape:** pipe

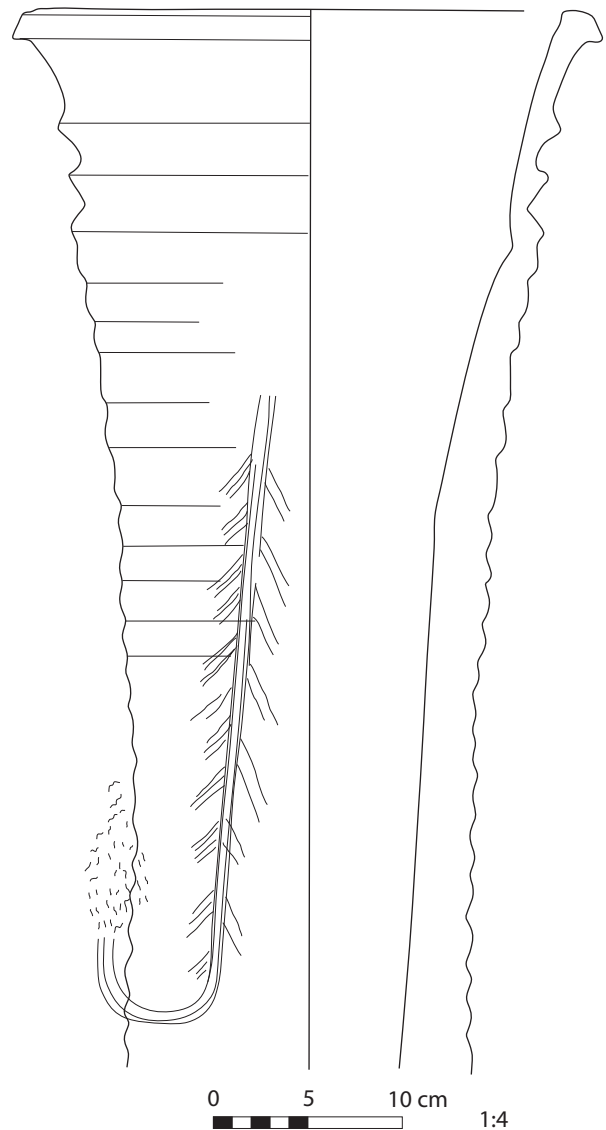
**Material:** IV

**Manufacture:** well thrown

**Surface:** smoothed, with incised decoration

**Reference:** Jacquet-Gordon 1972: Plate CCXXIII, G17

**Dating:** Late Roman



## Late Roman 166

---

**Site:** Esna

**Shape:** pipe

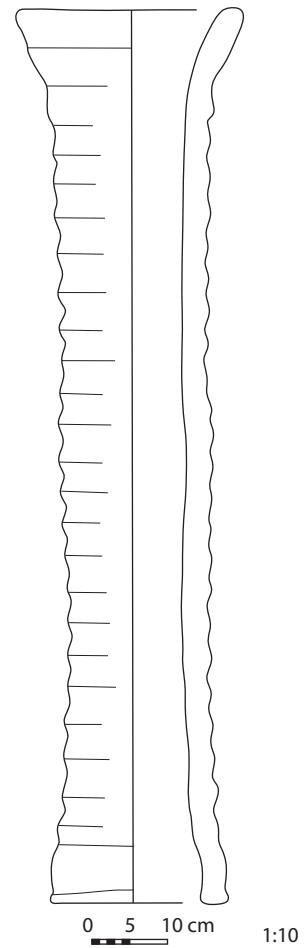
**Material:** III

**Manufacture:** well thrown

**Surface:** smoothed

**Reference:** Jacquet-Gordon 1972: Plate CCXXVIII, T1

**Dating:** Late Roman



## Medieval Pottery

---

### 8th–18th centuries A.D.

#### Material

Medieval Egyptian workshops, such as Fustat, used the full range of clay types depending on the period and vessel type. The most commonly used clays were red alluvial silts, but white/cream clays were also widely utilized, providing a light background for darker decoration. Early glazed wares have pale fabrics. Later, around the 12th century, vessels with glazes were commonly made of silt fabrics.

For a key to clay type abbreviations, please see Clay/Fabric Descriptions, pp. 24–27.

#### Manufacture

In most cases the ceramics were wheel-made, although some types were clearly handmade, especially large storage containers. Some of the medieval vessels, such as qullas and glazed wares, were made in molds.

#### Surface

Medieval pottery can vary in terms of the surface treatment. Some pots were only smoothed (and those are the most numerous); others were smoothed and slipped, or slipped and painted. However, some Medieval ceramics are characterized by the presence of glazes. Glaze is powdered glass applied to the fired surface of a ceramic that is then fired a second time in order to fuse the powder and form a thin, glassy coat. Slips were often added to the surface prior to glazing. Incised and painted decoration was also applied prior to glazing. Sgraffito decoration appeared for the first time during this period. An incision is cut through the slip revealing the original color of clay beneath.

Medieval Egyptian glazed ceramics can be characterized by several wares which were produced locally: Slip-Painted Early Lead-Glazed Wares, Fayyumi Ware, metallic luster, Mameluk Sgraffito, and Mameluk Painted.

Slip-Painted Early Lead-Glazed Wares are the earliest glazed pottery in Egypt. They first appear around 700 A.D. and were used through the Umayyad (661–750 A.D.) and Abbasid (750–868 A.D.), and even in the beginning of the Fatimid period (10th century A.D.). An ecru-brown coat was added to the entire internal surface with additional one-, two-, or three-color splashed slips. Sometimes the plain surface was covered with decorative slips. On top of the slipped surface a glaze was added. All of the glazes were transparent and lead-based.

Fayyumi Ware, produced during the Fatimid Period (969–1172 century A.D.), is slipped and painted with simple patterns without clear boundaries, such as lines and dots in white, yellow, green, and brown. Fatimid pottery is sometimes decorated with incised motifs. The Fatimid sgraffito is characterized by a thicker glaze that gives the appearance of dark lines.

The most characteristic decorations for the Mameluk period (1250–1517 century A.D.) are the sgraffito and painted motifs on slip. The Mameluk sgraffito is characterized by lines which are cut through cream slip to red clay. The whole surface is glazed afterwards. The glaze may be yellow, honey, or dark green. The sgraffito that was incised was often filled with pigments beneath a yellow, honey, or dark green lead glaze. The most common motifs for the decoration were well executed (sometimes fake) calligraphy and heraldry blazons. Rarer painted Mameluk ceramics bear thick white patterns under clear or green glaze.

The presence of Chinese wares inspired local Egyptian workshops to produce imitations of Chinese celadon from the beginning of 13th century A.D.

Some pots known from Syria and Egypt show no clear indication as to their origins. There are two categories of imitation wares: those of Iranian ceramics from Sultanabad dating to the 14th century A.D., and those of Chinese blue and white Ming Dynasty ware. There are also pots with monochrome painted decoration under clear glaze typical of Ayyubid production from the 13th century A.D. (1172–1250 A.D.).

Medieval remains in Egypt usually consist of not only locally produced vessels, but also a wide range of imported wares from contemporary foreign workshops in Europe (from Pula, Valence, Paterna, Catalonia in Spain; and from Sicily, Gela, Orvieto, Venice, Legnago in Italy), from the Eastern Mediterranean (Greek, Cypriot and Turkish - *Zeuxippos* Ware or *Al-Mina*, Iznik, Canakkale, Didymoteichon), and the Far East (Persian *Kashan* and Chinese celadon and porcelain).

## Types

Many types of Medieval ceramics survived from the Late Roman period, especially storage vessels, cooking pots, large basins, etc. The most common are simple plates, hemispherical bowls, and cups, all with ring bases. A *qulla* is a jar with a funnel neck that was used for cooling water. Their shape can be recognized among ceramic forms known from modern Egypt.

For photos of ceramics representative of this period, see Color Plates 12–14. Color Plates 9–11 show color versions of the decoration of some of the illustrated types in the text.

## Bibliography

- ‘Abd al-Raziq, A. 1967. Documents sur la poterie d’époque Mameluke sharaf al Abawani. *Annales Islamologique* 7: 21–32.
- . 1988. Le sgraffito de l’Égypte mamluke dans la collection d’Al-Sabah. *Annales Islamologique* 24: 1–23.
- Al-Senussi, A., and C. Le Quesne. 2007. Pottery. In *Quseir. An Ottoman and Napoleonic Fortress on the Red Sea of Egypt*, edited by C. Le Quesne, 170–235. Cairo: American University in Cairo Press.
- Bailey, D. M. 1991. Medieval Glazed Pottery from Ashmunein. A Preliminary Note. *CCE* 2: 205–219.
- Décobert, C., and R. P. Gayraud. 1982. Une céramique d’époque Mameluke trouvée à Tôd. *Annales Islamologique* 18: 95–104.
- François, V. 1999. *Céramique médiévales à Alexandrie, Contribution à l’histoire économique de la ville. Études Alexandrines*. Cairo: IFAO.
- Gayraud, R. P. 1984. La céramique des fouilles d’Al Qasaba (oasis de Dakhla). *Annales Islamologique* 20: 143–149.
- . 1986. Céramiques trouvées lors de la restauration de la madrasa Tatar el-Higaziyya (Cairo). *Annales Islamologique* 22: 35–49.
- Joël, G. 1992. Céramiques glaçurées d’époques islamique trouvées à Tôd. *Annales Islamologique* 26: 1–18.
- Kubiak, W. B. 1987. *Al-Fustat, its Foundation and Early Urban Development*. Cairo: American University in Cairo Press.
- . 1998. Pottery from the North-Eastern Mediterranean Countries Found at Fustat. In *Colloque International d’Archéologie Islamique*, edited by R. P. Gayraud, 335–346. Cairo: IFAO.
- Kubiak, W. B., and G. T. Scanlon. 1989. *Fustat Expedition Final Report. Vol. 2: Fustat-C*, American Research Center in Egypt Reports. Winona Lake, IN: Eisenbrauns.
- Marzouk, M. A. 1957. Three Signed Specimens of Mamluk Pottery from Alexandria. *Ars Orientalis* 2: 497–501.
- Pierrat, G. 1991. Essai de classification de la céramique de Tôd de la fin du VIIe siècle au début du XIIIe siècle ap. J.-C. *CCE* 2: 145–204.
- Scanlon, G. T. 1970. Fatimid Filters. Archaeology and Olmer’s Typology. *Annales Islamologique* 9: 37–64.
- . 1986. *Fustat Expedition Final Report. Vol. 1: Catalogue of Filters*, American Research Center in Egypt Reports 8, 11. Winona Lake, IN: Eisenbrauns.
- . 1998. Slip-Painted Early Lead-Glazed Wares from Fustat: A Dilemma of Nomenclature. In *Colloque International d’Archéologie Islamique*, edited by R. P. Gayraud, 21–53. Cairo: IFAO.
- Wiet, G. 1953. Un céramiste de ‘époque fatimide. *Journal Asiatique* 241: 249–253.

## Unglazed Pottery

### Medieval 1

**Site:** Tôd

**Shape:** jar with narrow neck, thickened rim, and most likely ellipsoid body

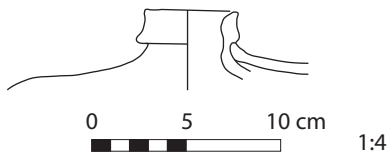
**Material:** M

**Manufacture:** thrown

**Surface:** uncoated

**Reference:** Pierrat 1991: 174, Figure 42a

**Dating:** between 1000 and 1200 A.D.



### Medieval 2

**Site:** Fustat

**Shape:** deep bowl with straight walls and flat base

**Material:** buff brown ware (probably from Aswan)

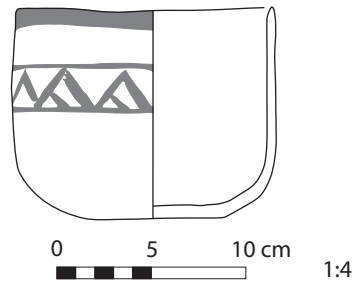
**Manufacture:** thrown

**Surface:** white slip overall, with red painted decoration

**Reference:** Kubiak and Scanlon 1989: 36, Figure 48

**Dating:** maybe pre-Medieval but found in 9th–10th century A.D. layers

**Representative Example:** similar to Color Plate 14.3



### Medieval 3

**Site:** Fustat

**Shape:** vase with wide mouth, simple recurved rim, and flat base

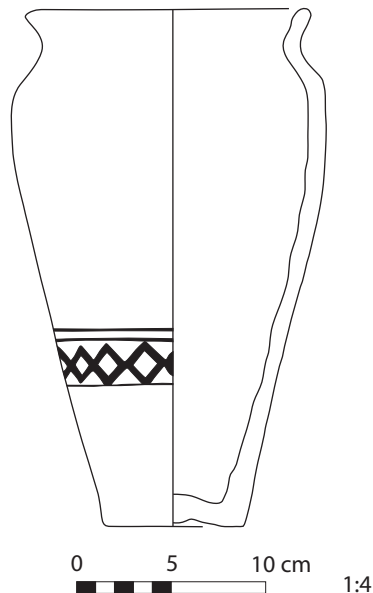
**Material:** buff brown ware (probably from Aswan)

**Manufacture:** thrown

**Surface:** probably white overall slip, with black painted decoration

**Reference:** Kubiak and Scanlon 1989: 36–37, Figure 49

**Dating:** 9th–10th centuries A.D.



## Medieval 4

**Site:** Quseir

**Shape:** jar with narrow cylindrical neck and two handles (*ibriq*)

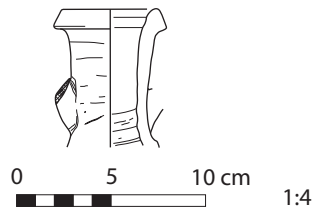
**Material:** Gr vI

**Manufacture:** thrown

**Surface:** smoothed

**Reference:** Al-Senussi and Le Quesne 2007, Figure 77: 6

**Dating:** 18th century A.D.



## Medieval 5

**Site:** Quseir

**Shape:** jar with one handle

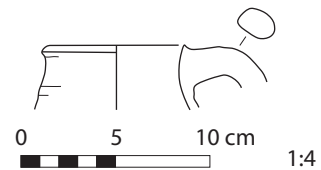
**Material:** Gr vI

**Manufacture:** thrown

**Surface:** smoothed

**Reference:** Al-Senussi and Le Quesne 2007, Figure 78: 13

**Dating:** 18th century A.D.



## Medieval 6

**Site:** Quseir

**Shape:** neck of a jar

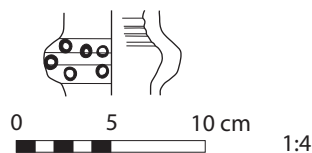
**Material:** Gr v

**Manufacture:** thrown

**Surface:** smoothed, description of decoration not provided

**Reference:** Al-Senussi and Le Quesne 2007, Figure 78: 14

**Dating:** 18th century A.D.



## Medieval 7

**Site:** Quseir

**Shape:** jar with thick recurved rim

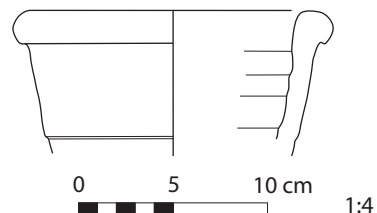
**Material:** mixture of red marl and Nile fabrics with some limestone particles

**Manufacture:** thrown

**Surface:** smoothed

**Reference:** Al-Senussi and Le Quesne 2007, Figure 87: 8

**Dating:** 18th century A.D.





## Medieval 8

**Site:** Quseir

**Shape:** jar with thick sharply recurved rim

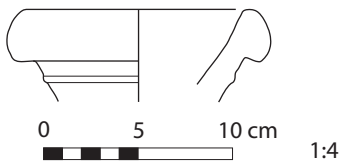
**Material:** mixture of red marl and Nile fabrics with some limestone particles

**Manufacture:** thrown

**Surface:** smoothed

**Reference:** Al-Senussi and Le Quesne 2007, Figure 88: 10

**Dating:** 18th century A.D.



## Medieval 9

**Site:** Quseir

**Shape:** jar with cylindrical neck and thickened rim

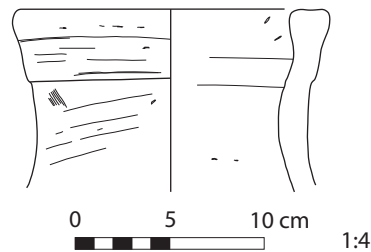
**Material:** mixture of red marl and Nile fabrics with some limestone particles

**Manufacture:** thrown

**Surface:** smoothed

**Reference:** Al-Senussi and Le Quesne 2007, Figure 88: 13

**Dating:** 18th century A.D.



## Medieval 10

**Site:** Quseir

**Shape:** jar with cylindrical neck and two vertical handles

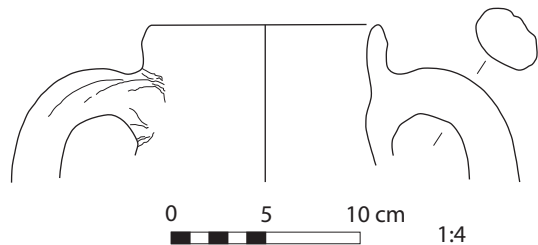
**Material:** medium-coarse marl with fine sand, white particles, dark rock, and grog

**Manufacture:** thrown

**Surface:** light brown slip on the outside, smoothed

**Reference:** Al-Senussi and Le Quesne 2007, Figure 89: 1

**Dating:** 18th century A.D.



## Medieval 11

**Site:** Quseir

**Shape:** jar with cylindrical neck

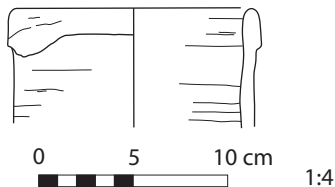
**Material:** medium-coarse marl with fine sand, white particles, dark rock, and grog

**Manufacture:** thrown

**Surface:** pink slip, smoothed

**Reference:** Al-Senussi and Le Quesne 2007, Figure 89: 5

**Dating:** 18th century A.D.



## Medieval 12

**Site:** Quseir

**Shape:** jar with narrow cylindrical neck and two small vertical handles

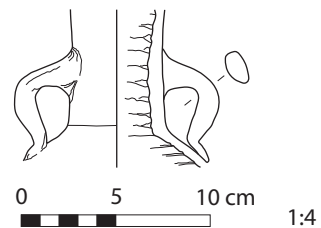
**Material:** Gr III

**Manufacture:** thrown

**Surface:** blue slip on the exterior

**Reference:** Al-Senussi and Le Quesne 2007, Figure 92: 13

**Dating:** 18th century A.D.



## Medieval 13

**Site:** Tôd

**Shape:** jar with long cylindrical neck and two handles

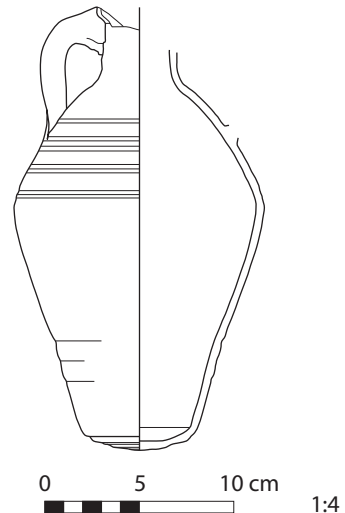
**Material:** L

**Manufacture:** thrown

**Surface:** thrown

**Reference:** Pierrat 1991: 159, Figure 17a

**Dating:** around 1000–1100 A.D.



## Medieval 14

**Site:** Tôd

**Shape:** jar with flaring narrow neck and two small vertical handles

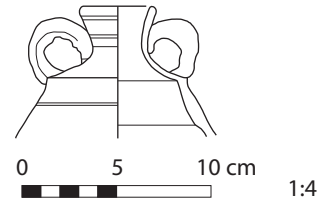
**Material:** L

**Manufacture:** thrown

**Surface:** uncoated

**Reference:** Pierrat 1991: 160, Figure 18a

**Dating:** between 900 and 1100 A.D.



## Medieval 15

**Site:** Tôd

**Shape:** jar with narrow cylindrical neck and two vertical handles

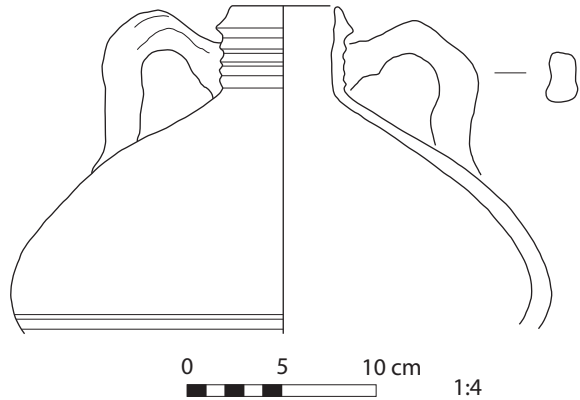
**Material:** R

**Manufacture:** thrown

**Surface:** uncoated

**Reference:** Pierrat 1991: 187–188, Figure 58f

**Dating:** between 750 and 900 A.D.



## Medieval 16

**Site:** Tôd

**Shape:** cylindrical jar with narrow neck, recurved rim, and two small vertical handles

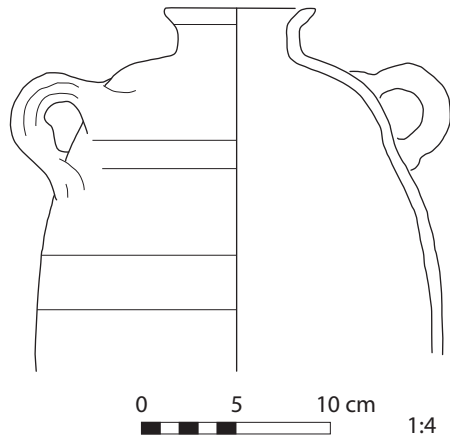
**Material:** R

**Manufacture:** thrown

**Surface:** uncoated

**Reference:** Pierrat 1991: 187–188, Figure 59b

**Dating:** between 900 and 1100 A.D.



## Medieval 17

**Site:** Tôd

**Shape:** jar with narrow neck, and two handles

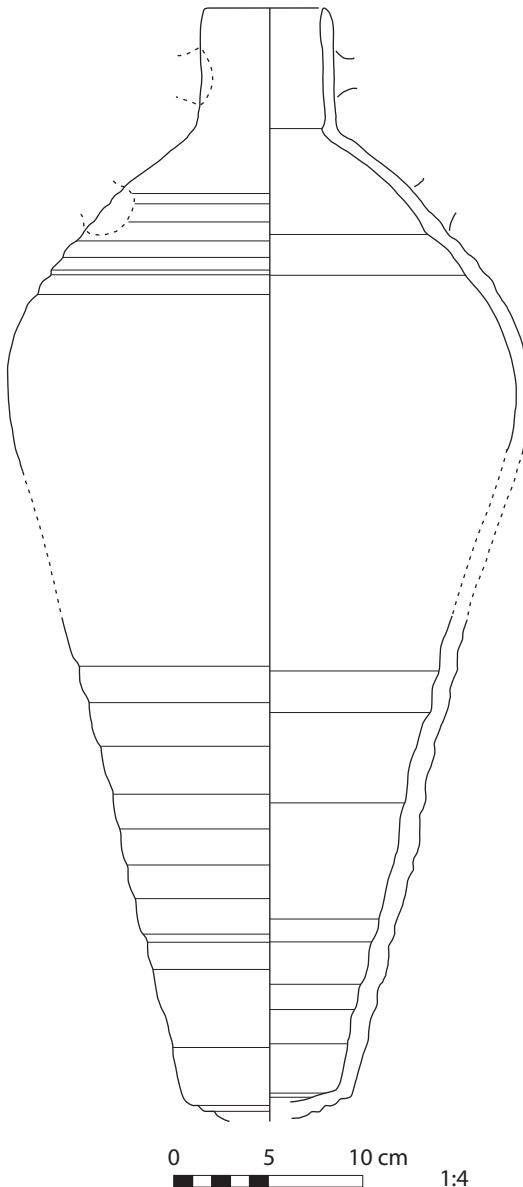
**Material:** R

**Manufacture:** thrown

**Surface:** uncoated

**Reference:** Pierrat 1991: 187-188, Figure 59d

**Dating:** around 1000 to 1100 A.D.



## Medieval 18

**Site:** Quseir

**Shape:** large bag-shaped jar

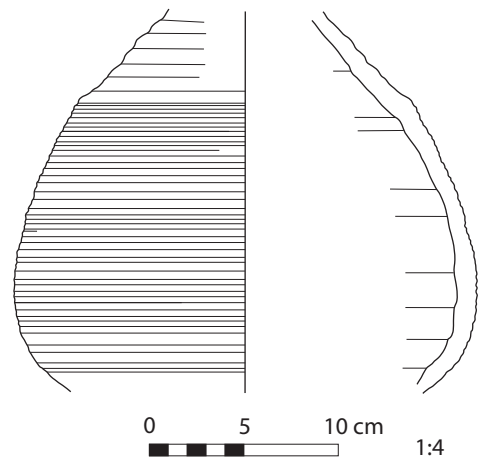
**Material:** Gr 1

**Manufacture:** thrown

**Surface:** smoothed

**Reference:** Al-Senussi and Le Quesne 2007, Figure 92: 14

**Dating:** 18th century A.D.



## Medieval 19

**Site:** Tôd

**Shape:** jar with bent walls, simple rim, and ring base

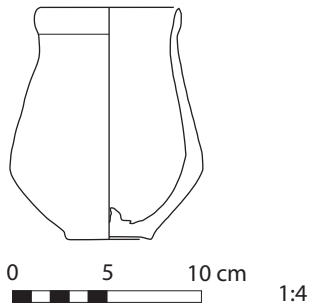
**Material:** L

**Manufacture:** thrown

**Surface:** uncoated

**Reference:** Pierrat 1991: 158, Figure 15b

**Dating:** between 1000 and 1100 A.D.



## Medieval 20

**Site:** Tôd

**Shape:** vessel with wide rim and ring base

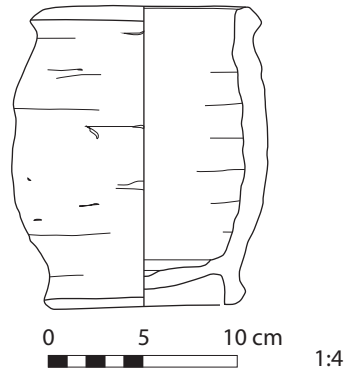
**Material:** L

**Manufacture:** thrown

**Surface:** uncoated

**Reference:** Pierrat 1991: 161, Figure 21c

**Dating:** between 1000 and 1200 A.D.



## Medieval 21

**Site:** Quseir

**Shape:** vessel with carinated body and thickened, recurved rim

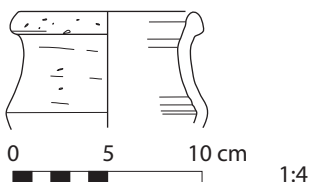
**Material:** Gr II

**Manufacture:** thrown

**Surface:** smoothed

**Reference:** Al-Senussi and Le Quesne 2007, Figure 91: 6

**Dating:** 18th century A.D.



## Medieval 22

**Site:** Quseir

**Shape:** jar with slightly recurved rim

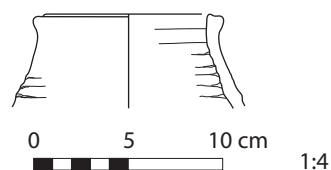
**Material:** Gr I

**Manufacture:** thrown

**Surface:** light gray slip

**Reference:** Al-Senussi and Le Quesne 2007, Figure 92: 16

**Dating:** 18th century A.D.



## Medieval 23

**Site:** Tôd

**Shape:** globular jar with everted rim and rounded base (cooking pot)

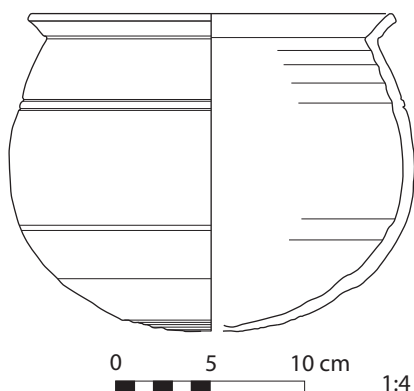
**Material:** L

**Manufacture:** thrown

**Surface:** uncoated

**Reference:** Pierrat 1991: 150–151, Figure 2a

**Dating:** around 900 A.D.



## Medieval 24

**Site:** Tôd

**Shape:** globular jar with recurved rim

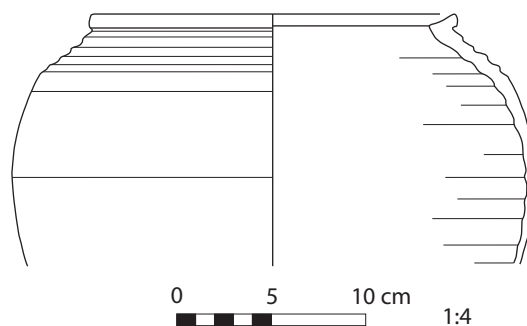
**Material:** R

**Manufacture:** thrown

**Surface:** uncoated

**Reference:** Pierrat 1991: 185–186, Figure 57a

**Dating:** between 1000 and 1100 A.D.



## Medieval 25

**Site:** Tôd

**Shape:** globular jar with straight rim and wavy handle

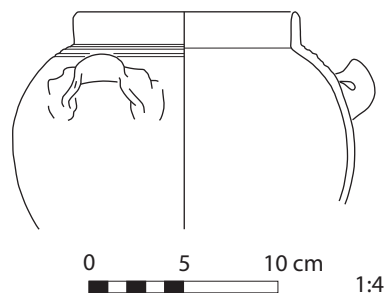
**Material:** R

**Manufacture:** thrown

**Surface:** uncoated

**Reference:** Pierrat 1991: 185–186, Figure 57c

**Dating:** between 1000 and 1100 A.D.



## Medieval 26

**Site:** Tôd

**Shape:** vessel with incurved rim and small horizontal ledge handles

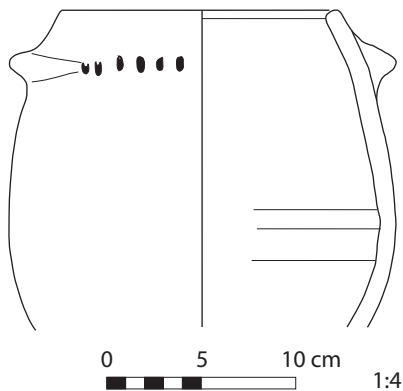
**Material:** L

**Manufacture:** handmade

**Surface:** polished with incised decoration

**Reference:** Pierrat 1991: 157–158, Figure 13a

**Dating:** between 1000 and 1100 A.D.



## Medieval 27

**Site:** D'al-Qasaba

**Shape:** jar with rounded rim

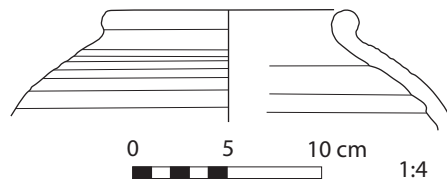
**Material:** red clay with numerous white particles

**Manufacture:** thrown

**Surface:** smoothed

**Reference:** Gayraud 1984: Plate XXI: 1

**Dating:** 16th–17th centuries A.D.



## Medieval 28

**Site:** D'al-Qasaba

**Shape:** jar with rounded rim

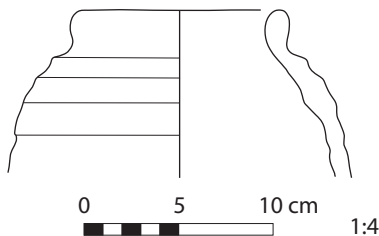
**Material:** sandy porous clay with small white particles

**Manufacture:** thrown

**Surface:** smoothed

**Reference:** Gayraud 1984: Plate XXI: 2

**Dating:** 16th–17th centuries A.D.



## Medieval 29

**Site:** D'al-Qasaba

**Shape:** small globular jar

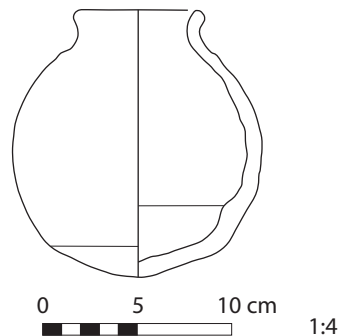
**Material:** reddish clay with white particles

**Manufacture:** thrown

**Surface:** smoothed

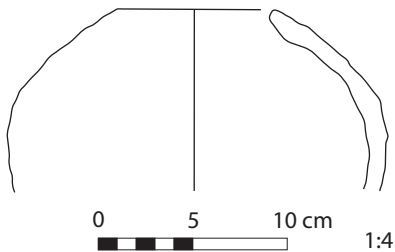
**Reference:** Gayraud 1984: Plate XXI: 5

**Dating:** 16th–17th centuries A.D.



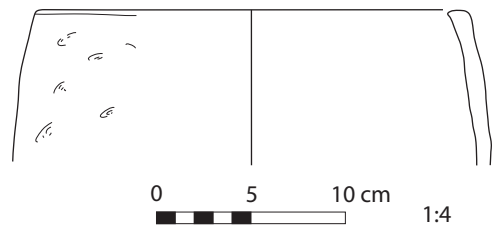
### Medieval 30

**Site:** D'al-Qasaba  
**Shape:** hole-mouth jar  
**Material:** red clay  
**Manufacture:** thrown  
**Surface:** smoothed  
**Reference:** Gayraud 1984: Plate XXV: 23  
**Dating:** 16th–17th centuries A.D.



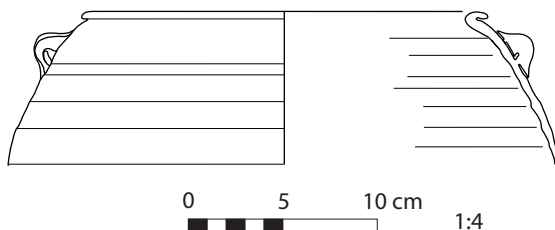
### Medieval 31

**Site:** D'al-Qasaba  
**Shape:** large vessel with incurving rim  
**Material:** Gr III  
**Manufacture:** thrown  
**Surface:** smoothed  
**Reference:** Al-Senussi and Le Quesne 2007, Figure 92: 11  
**Dating:** 18th century A.D.



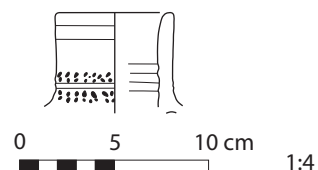
### Medieval 32

**Site:** Tôd  
**Shape:** cooking pot with recurved rim and two small handles  
**Material:** red clay  
**Manufacture:** thrown  
**Surface:** thin layer of brown glaze outside  
**Reference:** Joël 1992: 6–8, Figure 5  
**Dating:** Fatimid Period



### Medieval 33

**Site:** Quseir  
**Shape:** jar with cylindrical neck and straight rim (*qulla*)  
**Material:** Gr v  
**Manufacture:** thrown  
**Surface:** smoothed  
**Reference:** Al-Senussi and Le Quesne 2007, Figure 75: 30  
**Dating:** 18th century A.D.





## Medieval 34

**Site:** Fustat

**Shape:** jar with long flaring neck, flat base, one handle, and decorative filter

**Material:** buff ware

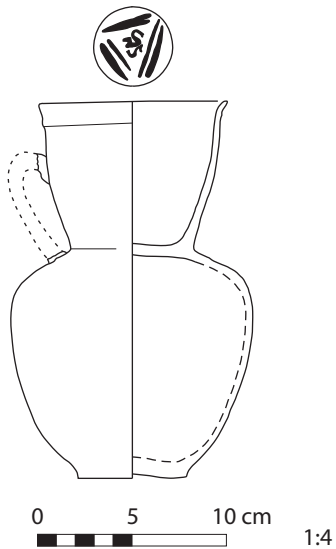
**Manufacture:** thrown

**Surface:** smoothed

**Reference:** Scanlon 1970: 39, 53, Figure 2

**Dating:** beginning of Fatimid period

**Representative Example:** similar to Color Plate 12.3



## Medieval 35

**Site:** Fustat

**Shape:** jar with long flaring neck, ring base, and decorative filter

**Material:** buff ware

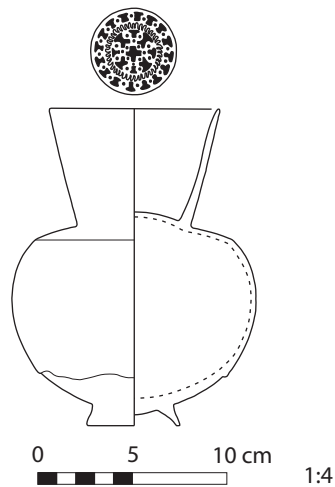
**Manufacture:** thrown

**Surface:** turquoise glaze

**Reference:** Scanlon 1970: 50, 63, Figure 12

**Dating:** Fatimid period

**Representative Example:** similar to Color Plate 12.3



## Medieval 36

**Site:** Quseir

**Shape:** jar with cylindrical neck and slightly recurved rim

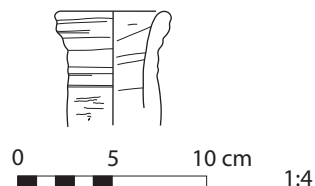
**Material:** Gr II

**Manufacture:** thrown

**Surface:** smoothed

**Reference:** Al-Senussi and Le Quesne 2007, Figure 93: 1

**Dating:** 18th century A.D.



## Medieval 37

**Site:** Quseir

**Shape:** ring base

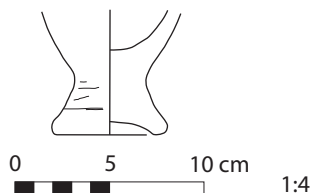
**Material:** Gr III

**Manufacture:** thrown

**Surface:** smoothed

**Reference:** Al-Senussi and Le Quesne 2007, Figure 93: 9

**Dating:** 18th century A.D.



## Medieval 38

**Site:** Quseir

**Shape:** ring base

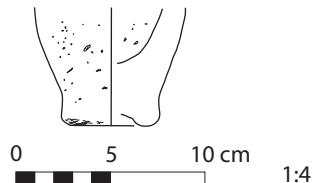
**Material:** Gr III

**Manufacture:** thrown

**Surface:** smoothed

**Reference:** Al-Senussi and Le Quesne 2007, Figure 93: 10

**Dating:** 18th century A.D.



### Medieval 39

---

**Site:** Quseir

**Shape:** large jar with wide, thick rim

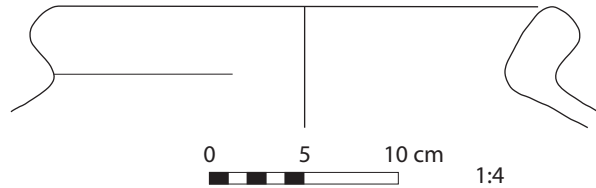
**Material:** mixture of red marl and Nile fabrics with some limestone particles

**Manufacture:** thrown

**Surface:** smoothed

**Reference:** Al-Senussi and Le Quesne 2007, Figure 87: 1

**Dating:** 18th century A.D.



### Medieval 40

---

**Site:** Quseir

**Shape:** large jar with wide, thick rim


**Material:** mixture of red marl and Nile fabrics with some limestone particles

**Manufacture:** thrown

**Surface:** smoothed

**Reference:** Al-Senussi and Le Quesne 2007, Figure 87: 2

**Dating:** 18th century A.D.



### Medieval 41

---

**Site:** Quseir

**Shape:** hole-mouthed vessel


**Material:** Gr v

**Manufacture:** thrown

**Surface:** smoothed with clay application

**Reference:** Al-Senussi and Le Quesne 2007, Figure 91: 8

**Dating:** 18th century A.D.



## Medieval 42

**Site:** Tôd

**Shape:** bag-shaped vessel with conical neck, slightly recurved rim, and ring base

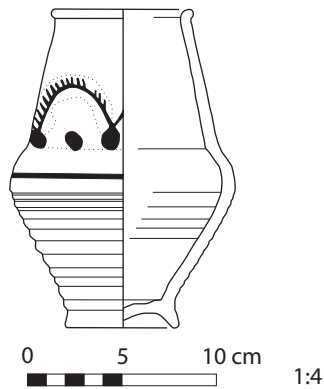
**Material:** L

**Manufacture:** thrown

**Surface:** red slip, dark brown painted decoration outside

**Reference:** Pierrat 1991: 164, Figure 25a

**Dating:** around 1000 A.D.



## Medieval 43

**Site:** Tôd

**Shape:** bag-shaped jar with triangular rim and knob base

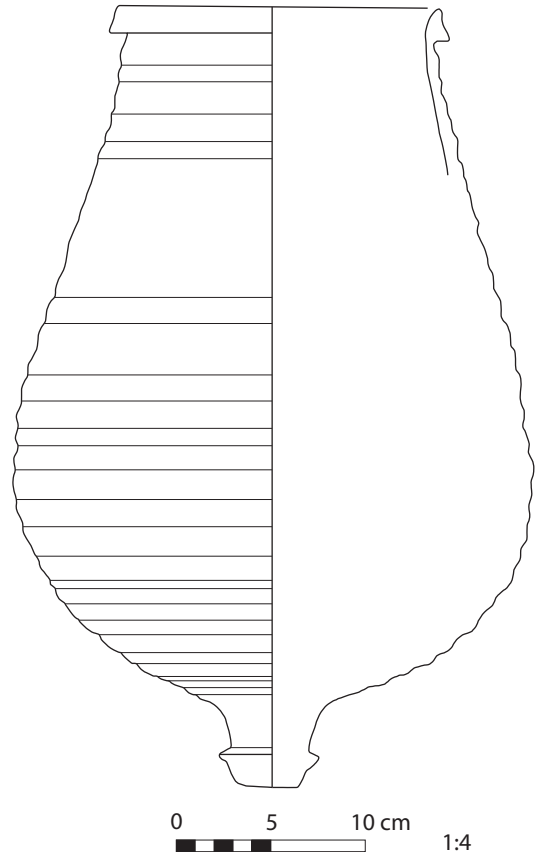
**Material:** L

**Manufacture:** thrown

**Surface:** uncoated

**Reference:** Pierrat 1991: 154, Fig. 7a

**Dating:** around 1000 A.D.



## Medieval 44

**Site:** Quseir

**Shape:** ring base of a jar

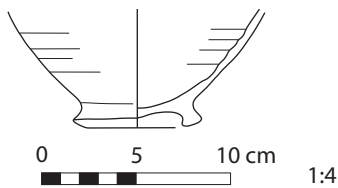
**Material:** Gr III

**Manufacture:** thrown

**Surface:** smoothed

**Reference:** Al-Senussi and Le Quesne 2007,  
Figure 76: 5

**Dating:** 18th century A.D.



## Medieval 45

**Site:** Quseir

**Shape:** ring base of a jar

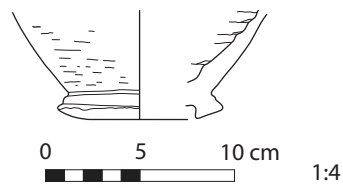
**Material:** Gr v

**Manufacture:** thrown

**Surface:** smoothed

**Reference:** Al-Senussi and Le Quesne 2007,  
Figure 76: 7

**Dating:** 18th century A.D.



## Medieval 46

**Site:** Fustat

**Shape:** bowl with carinated walls and flat base

**Material:** Late Roman Ware ("pseudo-Samian")

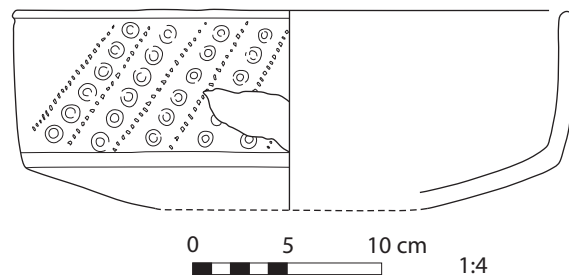
**Manufacture:** thrown

**Surface:** red-coated, polished, with stamped or rouletted decoration

**Remark:** decoration imitated in the Early Lead Glazed Wares of Egypt

**Reference:** Kubiak and Scanlon 1989: 37, Figure 50

**Dating:** approximately 1000 A.D.



## Medieval 47

**Site:** Fustat

**Shape:** shallow bowl with slightly undulating walls and ring base

**Material:** buff brown ware (probably from Aswan)

**Manufacture:** thrown

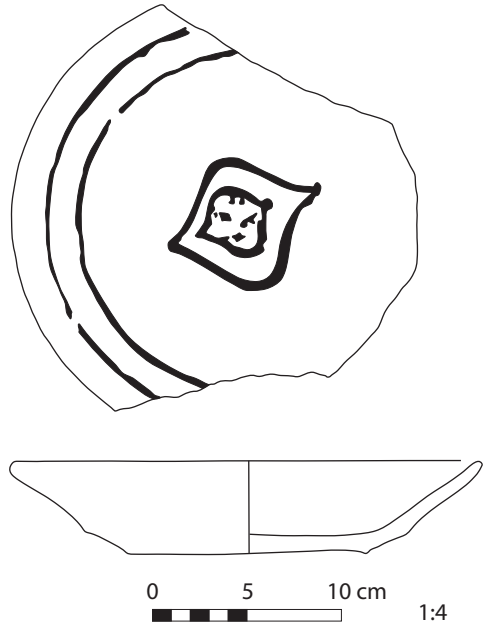
**Surface:** cream slip inside,  
with red painted decoration

**Remark:** Christian Slip-Painted Ware

**Reference:** Kubiak and Scanlon 1989: 39,

Figure 54

**Dating:** 9th–10th centuries A.D.



## Medieval 48

**Site:** Tôd

**Shape:** bowl with carinated walls and flat base

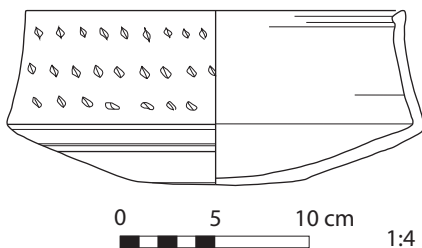
**Material:** R

**Manufacture:** molded

**Surface:** red slip, with incised decoration  
outside

**Reference:** Pierrat 1991: 176, 179; Figure 49a

**Dating:** around 900 A.D.



## Medieval 49

**Site:** Tôd

**Shape:** plate with rounded rim and ring base

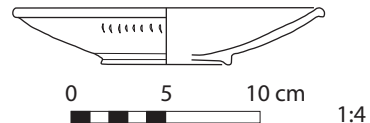
**Material:** R

**Manufacture:** molded

**Surface:** yellow slip, incised decoration  
outside

**Reference:** Pierrat 1991: 180–181, Figure 53d

**Dating:** between 750 and 900 A.D.



## Medieval 50

**Site:** Tôd

**Shape:** bowl with carinated walls, triangular rim, and ring base

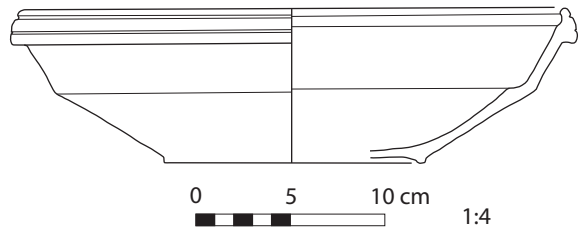
**Material:** R

**Manufacture:** molded

**Surface:** red-slipped

**Reference:** Pierrat 1991: 176–177, Figure 46b

**Dating:** between 750 and 900 A.D.



## Medieval 51

**Site:** Tôd

**Shape:** bowl with carinated walls

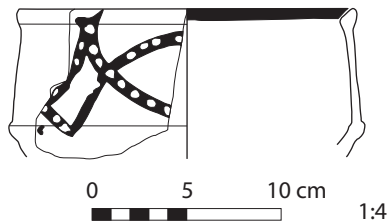
**Material:** R

**Manufacture:** molded

**Surface:** red-slipped, painted dark brown bands with white dots

**Reference:** Pierrat 1991: 181–182, Figure 54a

**Dating:** between 750 and 900 A.D.



## Medieval 52

**Site:** Tôd

**Shape:** shallow bowl with large rounded rim and ring base

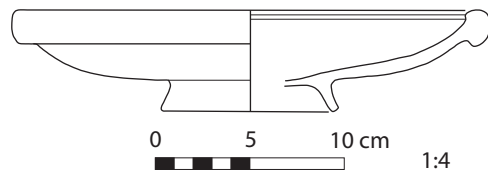
**Material:** R

**Manufacture:** molded

**Surface:** red-slipped

**Reference:** Pierrat 1991: 176, 178; Figure 48b

**Dating:** between 750 and 900 A.D.



## Medieval 53

**Site:** Tôd

**Shape:** bowl with incurved rim and small ring base

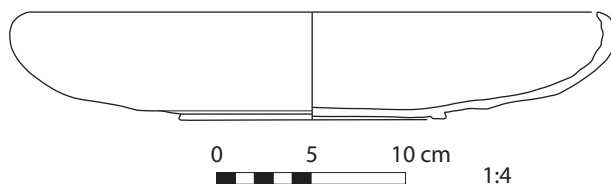
**Material:** R

**Manufacture:** molded

**Surface:** beige-slipped

**Reference:** Pierrat 1991: 190–192, Figure 63a

**Dating:** between 900 and 1100 A.D.



## Medieval 54

**Site:** D'al-Qasaba

**Shape:** basin with flaring walls

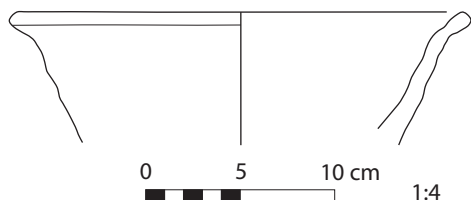
**Material:** red porous clay with white particles

**Manufacture:** thrown

**Surface:** coated (?)

**Reference:** Gayraud 1984: Plate XXI: 6

**Dating:** 16th–17th centuries A.D.



## Medieval 55

**Site:** D'al-Qasaba

**Shape:** bowl with thick flaring walls

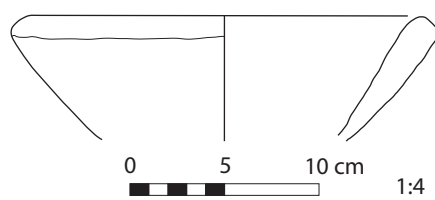
**Material:** red porous clay with numerous small white particles

**Manufacture:** handmade

**Surface:** smoothed

**Reference:** Gayraud 1984: Plate xxv: 20

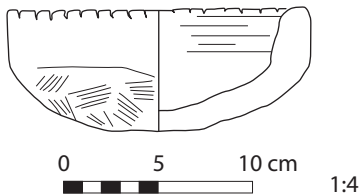
**Dating:** 16th–17th centuries A.D.





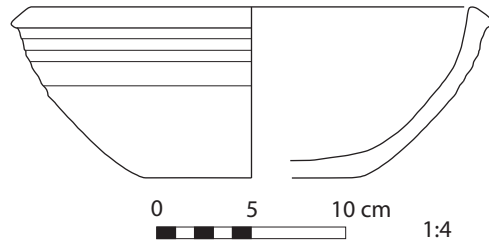
## Medieval 56

**Site:** Tôd  
**Shape:** bowl with flat base and incised rim  
**Material:** L  
**Manufacture:** handmade with trimmed base  
**Surface:** uncoated  
**Reference:** Pierrat 1991: 157; Figure 12b  
**Dating:** between 900 and 1200 A.D.



## Medieval 57

**Site:** Tôd  
**Shape:** basin with triangular rim and flat base  
**Material:** L  
**Manufacture:** thrown  
**Surface:** uncoated  
**Reference:** Pierrat 1991: 160; Figure 19a  
**Dating:** between 900 and 1100 A.D.



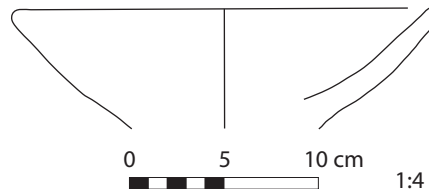
## Medieval 58

**Site:** Tôd  
**Shape:** shallow bowl with flat base  
**Material:** L  
**Manufacture:** handmade  
**Surface:** red-slipped and polished, with dark brown and white painted decoration inside  
**Reference:** Pierrat 1991: 169; Figure 32  
**Dating:** between 1000 and 1200 A.D.



## Medieval 59

**Site:** D'al-Qasaba  
**Shape:** simple bowl with straight rim  
**Material:** clay with gray core, with some organic inclusions  
**Manufacture:** handmade  
**Surface:** coated (?)  
**Reference:** Gayraud 1984: Plate xxv: 21  
**Dating:** 16th–17th centuries A.D.



## Medieval 60

**Site:** Quseir

**Shape:** hemispherical bowl

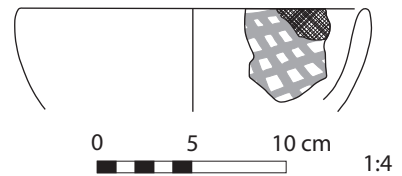
**Material:** medium-coarse marl with fine sand, white particles, dark rock, and grog

**Manufacture:** handmade

**Surface:** cream-slipped and smoothed, red-painted decoration inside; cross-painted ware

**Reference:** Al-Senussi and Le Quesne 2007: Figure 84: 2

**Dating:** 18th century A.D.



## Medieval 61

**Site:** Quseir

**Shape:** hemispherical bowl

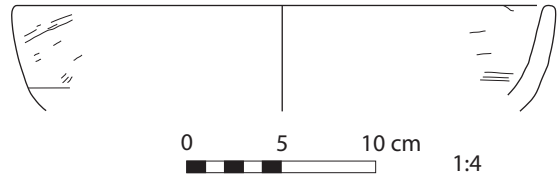
**Material:** medium-coarse marl with fine sand, white particles, dark rock, and grog

**Manufacture:** handmade

**Surface:** smoothed

**Reference:** Al-Senussi and Le Quesne 2007: Figure 84: 6

**Dating:** 18th century A.D.



## Medieval 62

**Site:** Quseir

**Shape:** hemispherical bowl with two horizontal handles

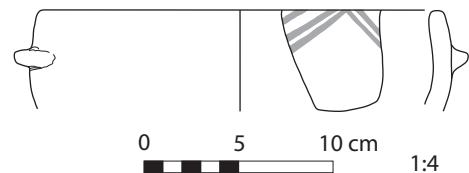
**Material:** Nile fabric with large grains of grog

**Manufacture:** handmade

**Surface:** red-painted decoration on the outside, burnished

**Reference:** Al-Senussi and Le Quesne 2007: Figure 86: 1

**Dating:** 18th century A.D.



## Medieval 63

**Site:** Quseir

**Shape:** large jar with cylindrical neck and thickened rim

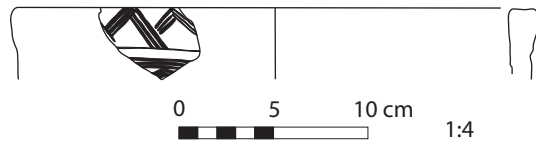
**Material:** medium-coarse marl with fine sand, white particles, dark rock, and grog

**Manufacture:** thrown

**Surface:** light brown slip inside and outside, with combed decoration on the outside

**Reference:** Al-Senussi and Le Quesne 2007: Figure 90: 20

**Dating:** 18th century A.D.



## Medieval 64

**Site:** Quseir

**Shape:** large basin with almost straight walls


**Material:** Gr III

**Manufacture:** thrown

**Surface:** red-slipped and burnished; black-painted rim

**Reference:** Al-Senussi and Le Quesne 2007: Figure 91: 2

**Dating:** 18th century A.D.



## Medieval 65

**Site:** Quseir

**Shape:** basin with thick walls

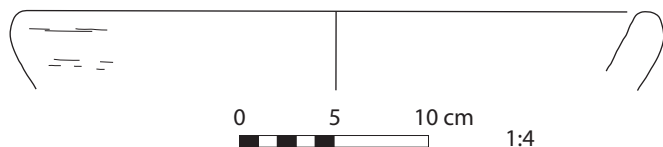
**Material:** Gr IV

**Manufacture:** thrown

**Surface:** smoothed

**Reference:** Al-Senussi and Le Quesne 2007: Figure 91: 5

**Dating:** 18th century A.D.



## Medieval 66

**Site:** Quseir

**Shape:** small bowl with almost straight walls

**Material:** Gr III

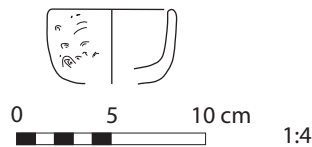
**Manufacture:** thrown

**Surface:** yellowish-red-slipped, burnished

**Reference:** Al-Senussi and Le Quesne 2007:

Figure 92: 9

**Dating:** 18th century A.D.



## Medieval 67

**Site:** Quseir

**Shape:** basin with thick straight walls;  
knobs applied below rim

**Material:** Gr V


**Manufacture:** thrown

**Surface:** smoothed

**Reference:** Al-Senussi and Le Quesne 2007:

Figure 92: 10

**Dating:** 18th century A.D.



## Medieval 68

**Site:** Quseir

**Shape:** bowl with straight walls; two handles  
attached to rim

**Material:** Nile fabric


**Manufacture:** thrown

**Surface:** smoothed

**Reference:** Al-Senussi and Le Quesne 2007:

Figure 94: 17

**Dating:** 18th century A.D.



## Medieval 69

**Site:** Quseir

**Shape:** bowl with flaring rim

**Material:** medium-coarse marl with fine  
sand, white particles, dark rock,  
and grog

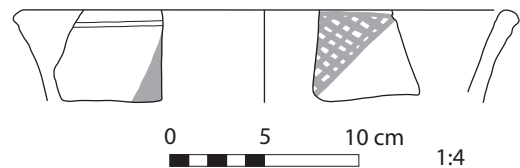
**Manufacture:** handmade

**Surface:** cream-slipped inside, red-painted  
decoration on interior and exterior;  
cross-painted ware

**Reference:** Al-Senussi and Le Quesne 2007:

Figure 85: 15

**Dating:** 18th century A.D.



## Medieval 70

**Site:** D'al-Qasaba

**Shape:** simple bowl with rounded base

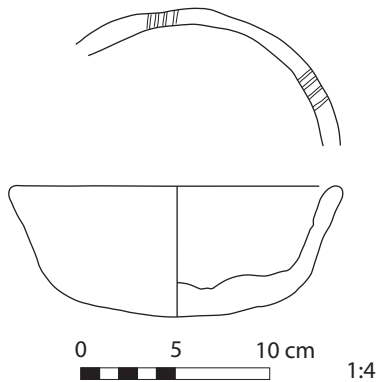
**Material:** red clay

**Manufacture:** handmade

**Surface:** smoothed

**Reference:** Gayraud 1984: Plate XXVI: 24

**Dating:** 16th–17th centuries A.D.



## Medieval 71

**Site:** Quseir

**Shape:** bowl with ring base; used as stand

**Material:** Gr v

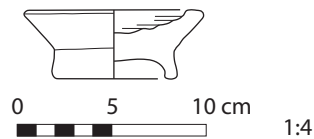
**Manufacture:** thrown

**Surface:** smoothed

**Reference:** Al-Senussi and Le Quesne 2007:

Figure 78: 3

**Dating:** 18th century A.D.



## Medieval 72

**Site:** Quseir

**Shape:** basin with flaring walls and thickened rim (flowerpot)

**Material:** Gr III

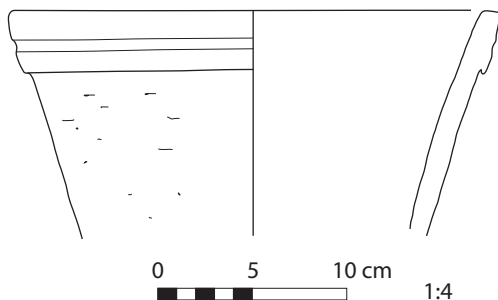
**Manufacture:** thrown

**Surface:** smoothed

**Reference:** Al-Senussi and Le Quesne 2007:

Figure 78: 4

**Dating:** 18th century A.D.



## Medieval 73

**Site:** Quseir

**Shape:** flat base of flowerpot

**Material:** Gr VI

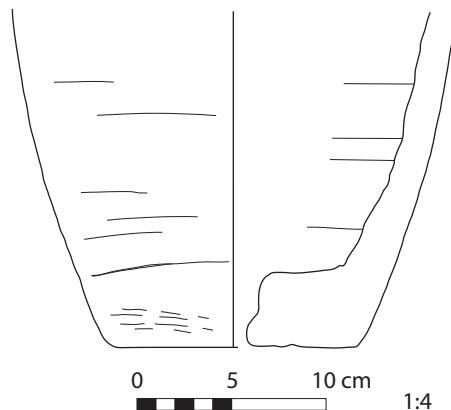
**Manufacture:** thrown

**Surface:** smoothed

**Reference:** Al-Senussi and Le Quesne 2007:

Figure 78: 6

**Dating:** 18th century A.D.



## Medieval 74

---

**Site:** D'al-Qasaba

**Shape:** large basin with rounded rim

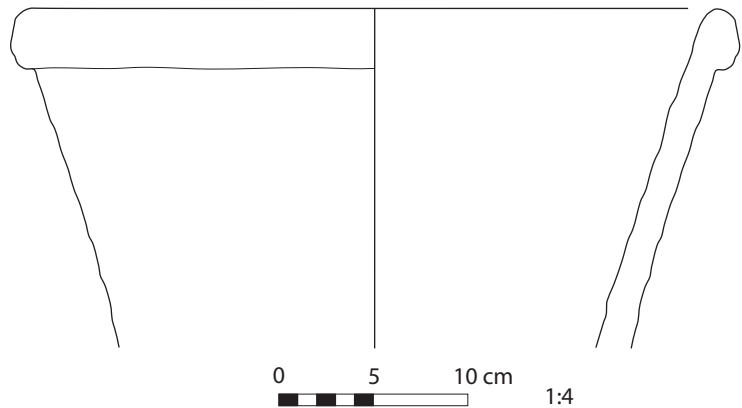
**Material:** red clay

**Manufacture:** handmade

**Surface:** smoothed

**Reference:** Gayraud 1984: Plate XXVII: 26

**Dating:** 16th–17th centuries A.D.



## Medieval 75

---

**Site:** D'al-Qasaba

**Shape:** large basin with slightly incurved rim

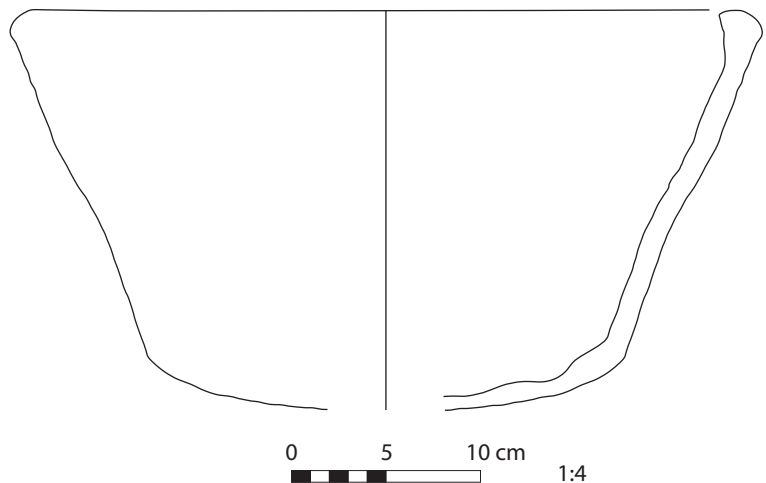
**Material:** red clay

**Manufacture:** handmade

**Surface:** smoothed

**Reference:** Gayraud 1984: Plate XXVII: 27

**Dating:** 16th–17th centuries A.D.



## Medieval 76

---

**Site:** Quseir

**Shape:** bowl with incurved rim (cooking pot)

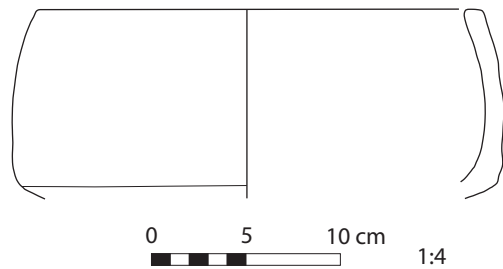
**Material:** Nile fabric

**Manufacture:** thrown

**Surface:** smoothed

**Reference:** Al-Senussi and Le Quesne 2007: Figure 94: 16

**Dating:** 18th century A.D.



## Medieval 77

---

**Site:** Quseir

**Shape:** carinated bowl with ring base

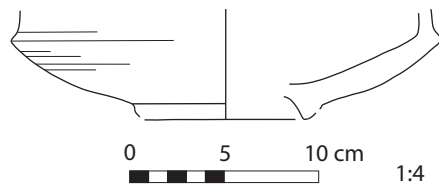
**Material:** Gr v

**Manufacture:** thrown

**Surface:** smoothed

**Reference:** Al-Senussi and Le Quesne 2007: Figure 78: 18

**Dating:** 18th century A.D.



## Medieval 78

**Site:** Quseir

**Shape:** flat base of a cylindrical vessel

**Material:** Gr 1

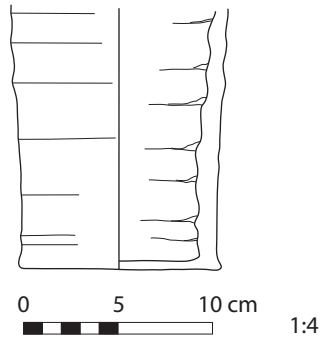
**Manufacture:** thrown

**Surface:** smoothed

**Reference:** Al-Senussi and Le Quesne 2007:

Figure 92: 17

**Dating:** 18th century A.D.



## Medieval 79

**Site:** Tôd

**Shape:** long cylindrical pipe with a hole made before firing

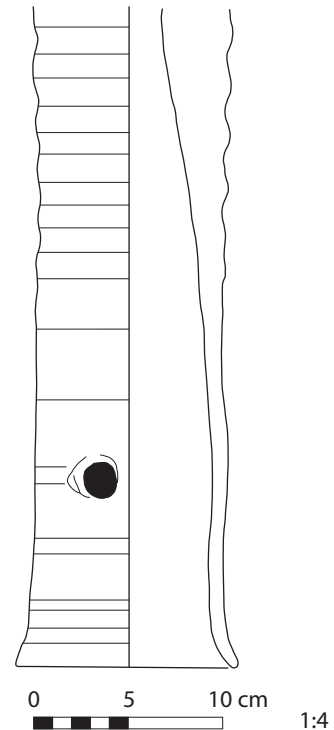
**Material:** L

**Manufacture:** thrown

**Surface:** uncoated

**Reference:** Pierrat 1991: 159, Figure 16

**Dating:** around 1000 A.D.





## Slip-Painted Early Lead-Glazed Wares

### Medieval 80

**Site:** Fustat

**Shape:** simple bowl with direct walls and flat base

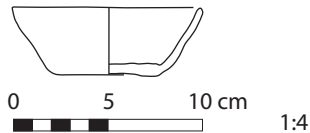
**Material:** light buff clay

**Manufacture:** thrown

**Surface:** no slip, light green glaze interior, daubs on some of exterior

**Reference:** Scanlon 1998: 24, 40, Figure 1

**Dating:** 8th–9th centuries A.D.



### Medieval 81

**Site:** Fustat

**Shape:** deep bowl with incurved walls and flat base

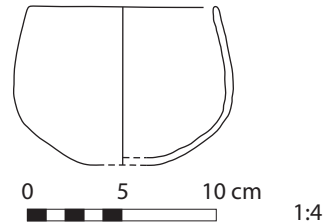
**Material:** light buff clay

**Manufacture:** thrown

**Surface:** external whitish slip and dark green glaze, some glaze internal

**Reference:** Scanlon 1998: 31, 40, Figure 2

**Dating:** 8th–9th centuries A.D.



### Medieval 82

**Site:** Fustat

**Shape:** conical lamp

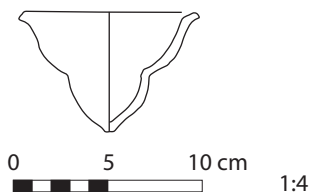
**Material:** brown-buff clay

**Manufacture:** thrown

**Surface:** white slip, dark green glaze

**Reference:** Scanlon 1998: 36–37, 40, Figure 3

**Dating:** 8th–9th centuries A.D.



### Medieval 83

**Site:** Fustat

**Shape:** bowl with carinated walls and flat base

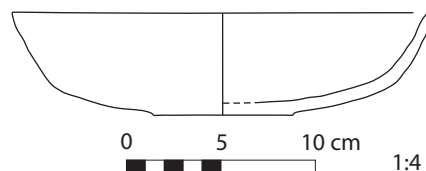
**Material:** buff-brown clay

**Manufacture:** thrown

**Surface:** slipped, internal design of green band below rim and possibly floral pattern in green, manganese brown and white under a clear yellow glaze

**Reference:** Scanlon 1998: 30, 43, Figure 16

**Dating:** 8th century A.D.



## Medieval 84

**Site:** Fustat

**Shape:** bowl with direct walls and flat base

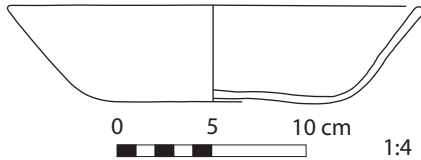
**Material:** buff-brown clay

**Manufacture:** thrown

**Surface:** white slip, design in green slip under light yellow transparent glaze on interior

**Reference:** Scanlon 1998: 26, 41, Figure 7

**Dating:** 9th–10th centuries A.D.



## Medieval 85

**Site:** Fustat

**Shape:** bowl with incurved rim


**Material:** buff-brown clay

**Manufacture:** thrown

**Surface:** buff slip, internal design of manganese brown daubs under a light yellow-brown clear glaze, one manganese brown daub on exterior

**Reference:** Scanlon 1998: 31, 45, Figure 19

**Dating:** 8th–9th centuries A.D.



## Medieval 86

**Site:** Fustat

**Shape:** carinated bowl with recurved rim

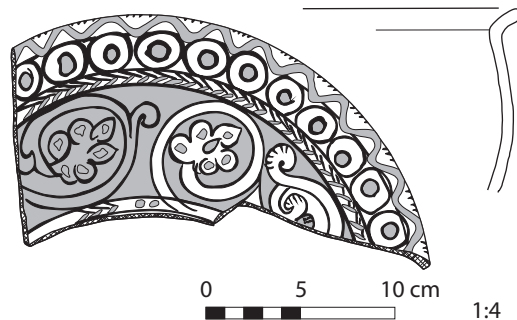
**Material:** pinkish buff clay

**Manufacture:** thrown

**Surface:** white slip, internal design of five registers in yellow, brown, black and blue under very thin light green glaze

**Reference:** Scanlon 1998: 32–33, 45, Figure 21

**Dating:** 8th–9th centuries A.D.



## Medieval 87

**Site:** Fustat

**Shape:** bowl with incurved walls and flat base

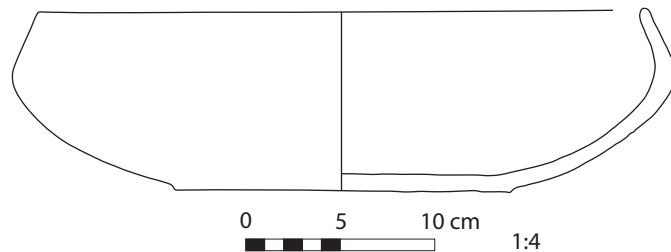
**Material:** buff-brown clay

**Manufacture:** thrown

**Surface:** white slip, internal design of roughly concentric daubs in manganese brown and green under clear yellow glaze; external surface uncoated and unglazed

**Reference:** Scanlon 1998: 30–31, 44, Figure 18

**Dating:** 10th century A.D.



## Medieval 88

**Site:** Fustat

**Shape:** deep cup with one handle and ring foot

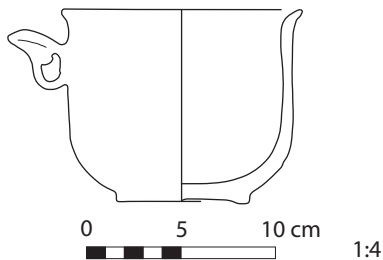
**Material:** whitish-buff clay

**Manufacture:** thrown

**Surface:** white slip and light transparent green glaze both external and internal

**Reference:** Scanlon 1998: 35, 47, Figure 28

**Dating:** 9th century A.D.



## Medieval 89

**Site:** Fustat

**Shape:** deep cup with straight walls, recurved rim, and flat base

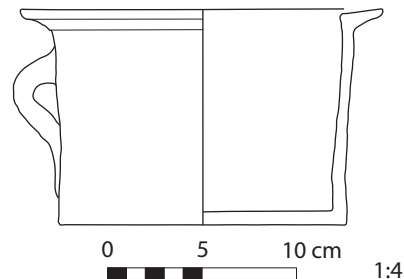
**Material:** yellow-buff clay

**Manufacture:** thrown

**Surface:** white slip and clear green glaze both external and internal

**Reference:** Scanlon 1998: 36, 47, Figure 30

**Dating:** 8th century A.D.



## Medieval 90

---

**Site:** Fustat

**Shape:** hemispherical bowl with ring base

**Material:** whitish buff clay


**Manufacture:** thrown

**Surface:** white slip, with incised decoration inside and honey-brown transparent overall glaze

**Remark:** sgraffito/lead-glazed ware, imitation of Samarra ware

**Reference:** Kubiak and Scanlon 1989: 40–41, Figure 55

**Dating:** 9th–10th centuries A.D.



## Fayyumi Ware

### Medieval 91

---

**Site:** Ashmunein

**Shape:** bowl with slightly incurved rim and ring foot

**Material:** brown clay

**Manufacture:** thrown

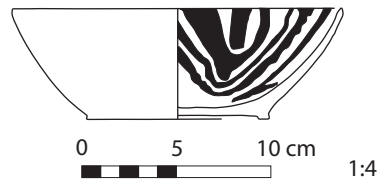
**Surface:** glazed inside with curving lines of green, white, and black

**Reference:** Bailey 1991: 206–207, Figure 1

**Dating:** 10th century A.D.

**Illustration:** Color Plate 9

**Representative Example:** similar to Color Plate 12.1, 12.4, 14.1, and 14.2



### Medieval 92

---

**Site:** Ashmunein

**Shape:** bowl with slightly recurved rim

**Material:** cream clay

**Manufacture:** thrown

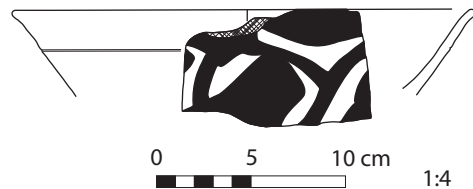
**Surface:** glazed inside with patterns of black and green

**Reference:** Bailey 1991: 206–207, Figure 3

**Dating:** not stated

**Illustration:** Color Plate 9

**Representative Example:** similar to Color Plate 14.1 and 14.2



### Medieval 93

---

**Site:** Alexandria

**Shape:** simple bowl with elongated rim

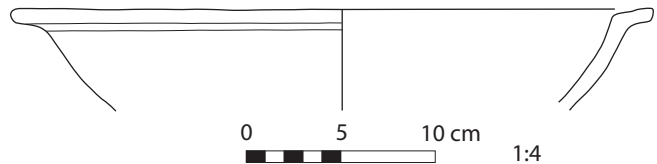
**Material:** silt

**Manufacture:** thrown

**Surface:** stained yellow and green glaze inside

**Reference:** François 1999: 36, 59, Figure 5: 14

**Dating:** 8th–10th century A.D.



### Medieval 94

---

**Site:** Alexandria

**Shape:** simple bowl, interior view of the base of the bowl

**Material:** silt

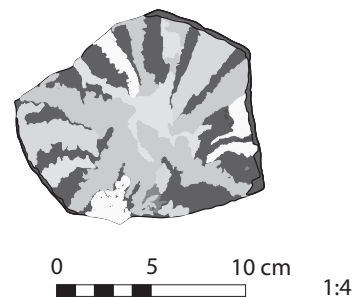
**Manufacture:** thrown

**Surface:** stained yellow and green glaze inside

**Reference:** François 1999: Plate 16: 11

**Dating:** 8th–10th century A.D.

**Illustration:** Color Plate 9



## ***Mameluk sgraffito***

### **Medieval 95, 96**

**Site:** Tôd

**Shape:** two typical Mameluk cups, hemispherical and conical with ring base

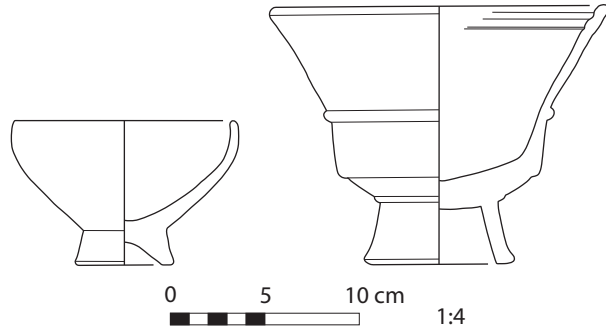
**Material:** not stated

**Manufacture:** thrown

**Surface:** not stated

**Reference:** Joël 1992: 12, Figure 9

**Dating:** Mameluk period  
(1250–1517 A.D.)



### **Medieval 97**

**Site:** Alexandria

**Shape:** large bowl with ring base

**Material:** silt

**Manufacture:** thrown

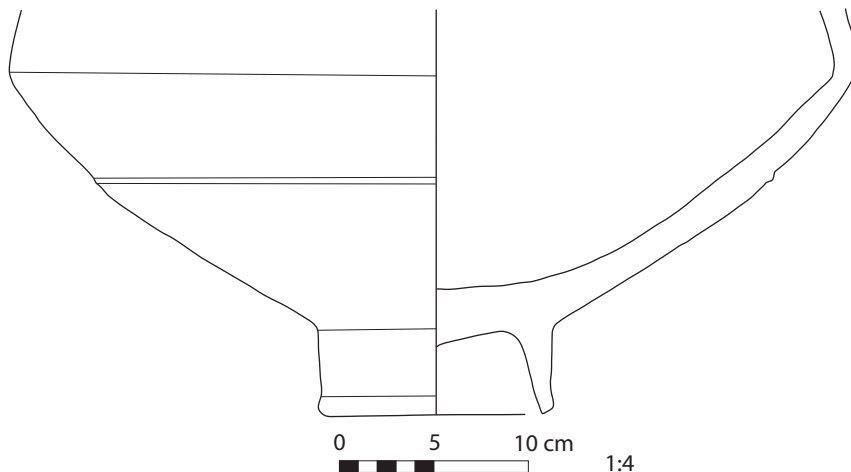
**Surface:** inside white and black slip with yellow glaze;  
outside slipped and glazed

**Remark:** Mameluk incised ceramics with calligraphy

**Reference:** François 1999: 44, 62, Figure 8: 6o, Plate 3

**Dating:** Mameluk period (1250–1517 A.D.)

**Illustration:** Color Plate 9



## Medieval 98

**Site:** Alexandria

**Shape:** bowl with incurved walls

**Material:** silt

**Manufacture:** thrown

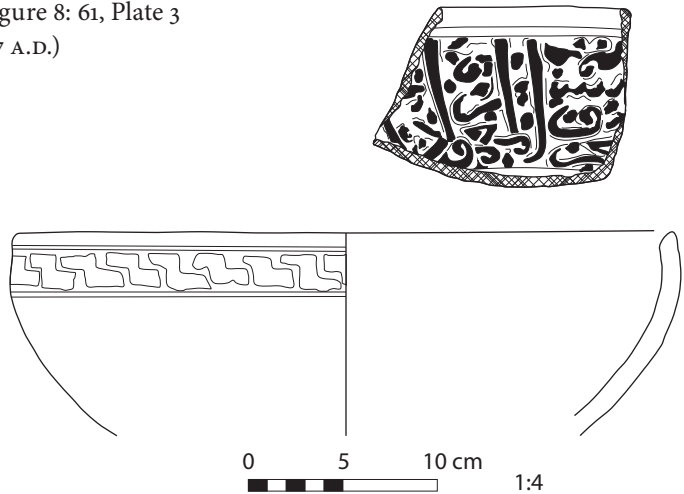
**Surface:** inside white slip with two incised circles and incised calligraphy filled with brown pigment and caramel glaze; outside slip on rim with incised band filled with brown pigment, caramel glaze

**Remark:** Mameluk incised ceramics with calligraphy

**Reference:** François 1999: 44, 62, Figure 8: 61, Plate 3

**Dating:** Mameluk period (1250–1517 A.D.)

**Illustration:** Color Plate 9



## Medieval 99

**Site:** Alexandria

**Shape:** bowl with ring base

**Material:** silt

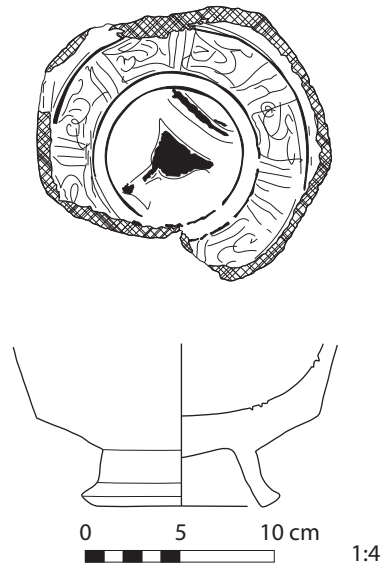
**Manufacture:** thrown

**Surface:** inside slipped with incised calligraphy and yellow glaze; outside green glaze

**Remark:** Mameluk incised ceramics with calligraphy

**Reference:** François 1999: 44, 63, Figure 9: 63, Plate 3

**Dating:** Mameluk period (1250–1517 A.D.)





## Medieval 100

**Site:** Alexandria

**Shape:** bowl with ring base

**Material:** silt

**Manufacture:** thrown

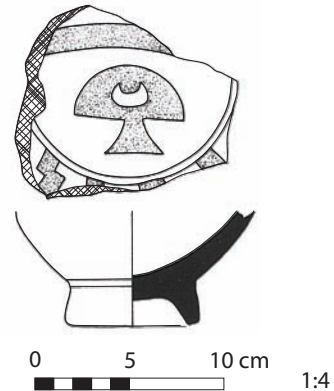
**Surface:** inside beige slip with incised center and filled with brown pigment beneath yellow glaze; outside yellow glaze

**Remark:** Mameluk incised ceramics with calligraphy

**Reference:** François 1999: 45, 63, Figure 9: 68

**Dating:** Mameluk period (1250–1517 A.D.)

**Illustration:** Color Plate 9



## Medieval 101

**Site:** Alexandria

**Shape:** bowl with flaring walls

**Material:** silt

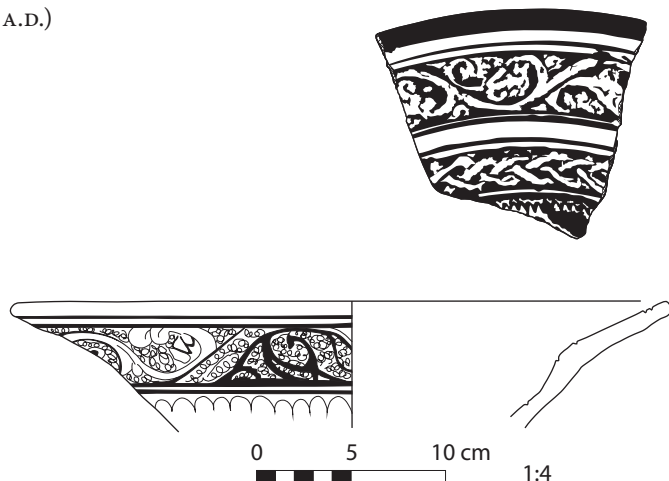
**Manufacture:** thrown

**Surface:** inside black slip with incised circles and yellow glaze; outside black slip with incised circles, floral pattern, and caramel glaze

**Remark:** Mameluk incised ceramics

**Reference:** François 1999: 46, 63, Figure 9: 75, Plate 4

**Dating:** Mameluk period (1250–1517 A.D.)



## Medieval 102

**Site:** Alexandria

**Shape:** jar with narrow neck and elongated rim

**Material:** silt

**Manufacture:** thrown

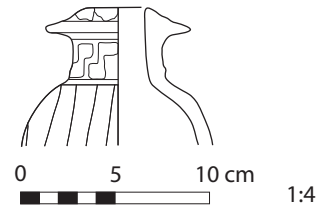
**Surface:** outside beige slip, painted green, brown and blue patterns, pale yellow glaze

**Remark:** Mameluk incised ceramics with geometric pattern

**Reference:** François 1999: 46, 63, Figure 9: 73

**Dating:** Mameluk period (1250–1517 A.D.)

**Illustration:** Color Plate 9



## Medieval 103

**Site:** Alexandria

**Shape:** bowl with flaring walls

**Material:** silt

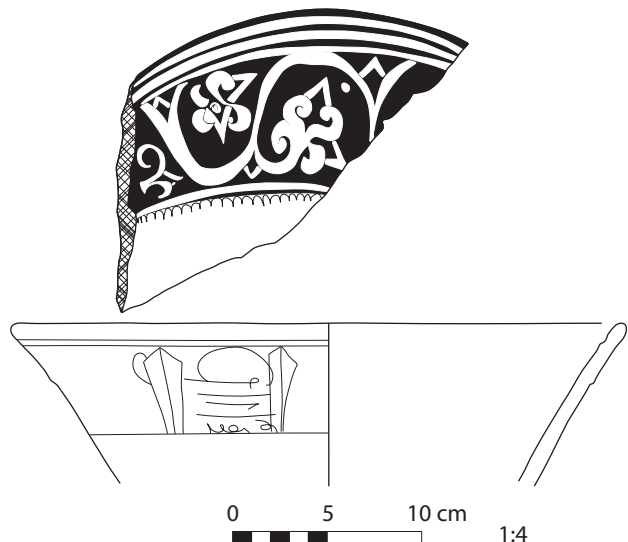
**Manufacture:** thrown

**Surface:** inside black slip with incised floral motifs and with yellow glaze; outside black slip with incised calligraphy and yellow glaze

**Remark:** Mameluk incised ceramics with floral decoration

**Reference:** François 1999: 47, 63, Figure 9: 76

**Dating:** Mameluk period (1250–1517 A.D.)



## Medieval 104

**Site:** Alexandria

**Shape:** beaker with ring base

**Material:** silt

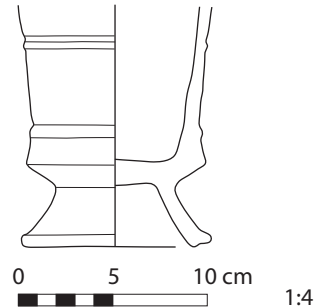
**Manufacture:** thrown

**Surface:** inside brown glaze; outside beige slip and yellow glaze

**Remark:** Mameluk incised ceramics with geometric pattern

**Reference:** François 1999: 46, 63, Figure 9: 74

**Dating:** Mameluk period (1250–1517 A.D.)



## Medieval 105

**Site:** Alexandria

**Shape:** bowl with ring base

**Material:** silt

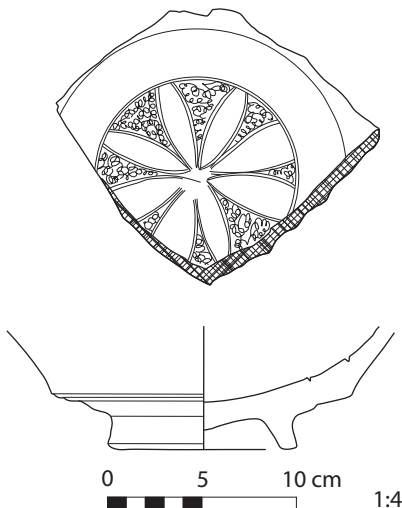
**Manufacture:** thrown

**Surface:** inside black slip, incised and yellow glazed; outside slipped and yellow glazed

**Remark:** Mameluk incised ceramics

**Reference:** François 1999: 48, 64, Figure 10: 86

**Dating:** Mameluk period (1250–1517 A.D.)



## Medieval 106

**Site:** Alexandria

**Shape:** bowl with ring base

**Material:** silt

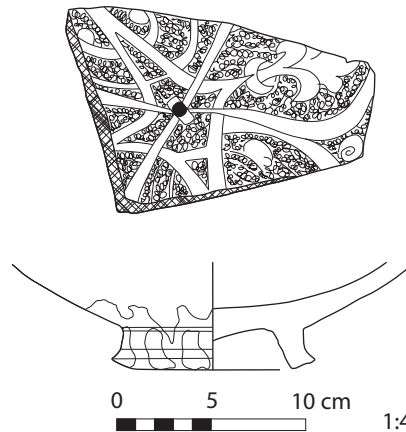
**Manufacture:** thrown

**Surface:** inside white slip with incised decoration, yellow glaze; outside glazed

**Remark:** Mameluk incised ceramics

**Reference:** François 1999: 48, 64, Figure 10: 83

**Dating:** Mameluk period (1250–1517 A.D.)



## Medieval 107

**Site:** Alexandria

**Shape:** bowl with direct walls

**Material:** silt

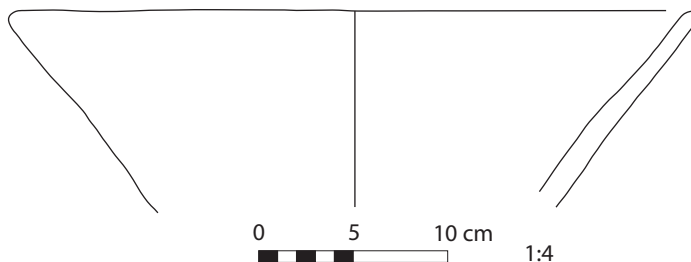
**Manufacture:** thrown

**Surface:** inside slipped, incised decoration,  
caramel glaze; outside slip and yellow glaze

**Remark:** Mameluk incised ceramics

**Reference:** François 1999: 48, 64, Figure 10: 84, Plate 4

**Dating:** Mameluk period (1250–1517 A.D.)



## Medieval 108

**Site:** Alexandria

**Shape:** lid with ledge

**Material:** silt


**Manufacture:** thrown

**Surface:** inside slipped and green glazed; outside slipped, with incised pseudo-calligraphy  
and green glaze

**Remark:** Mameluk incised ceramics

**Reference:** François 1999: 48, 64, Figure 10: 85

**Dating:** Mameluk period (1250–1517 A.D.)



## Medieval 109

**Site:** Alexandria

**Shape:** body sherd, interior of an open vessel

**Material:** silt

**Manufacture:** thrown

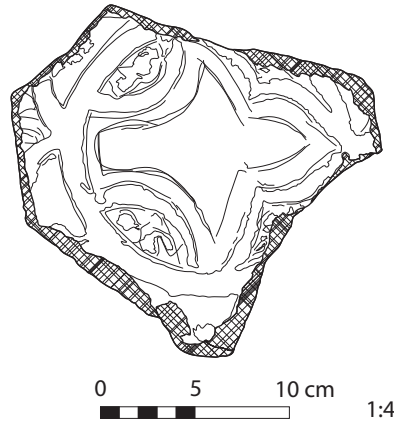
**Surface:** inside grayish slip, incised pattern filled with brown and beige pigments, and with green glaze; outside thin layer of slip with caramel glaze

**Remark:** Mameluk incised ceramics

**Reference:** François 1999: 44, Plate 17: 64

**Dating:** Mameluk period (1250–1517 A.D.)

**Illustration:** Color Plate 10



## Medieval 110

**Site:** Alexandria

**Shape:** carinated bowl

**Material:** silt

**Manufacture:** thrown

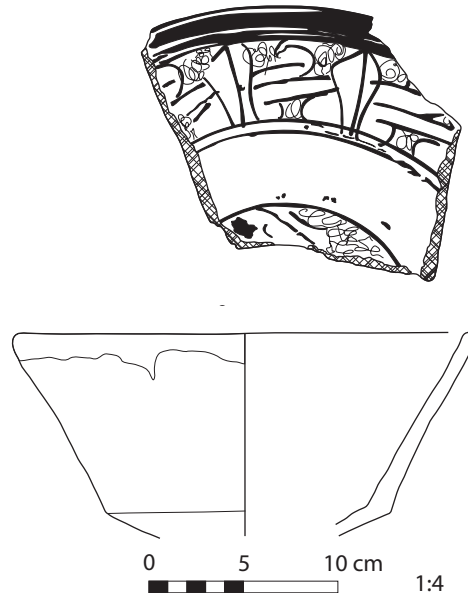
**Surface:** inside pink slip decoration, caramel glaze; outside slipped, caramel glaze on rim

**Remark:** Mameluk incised ceramics

**Reference:** François 1999: 48, 64,

Figure 10: 82, Plate 4

**Dating:** Mameluk period (1250–1517 A.D.)



## Medieval 111

**Site:** Alexandria

**Shape:** bowl with bent walls

**Material:** silt

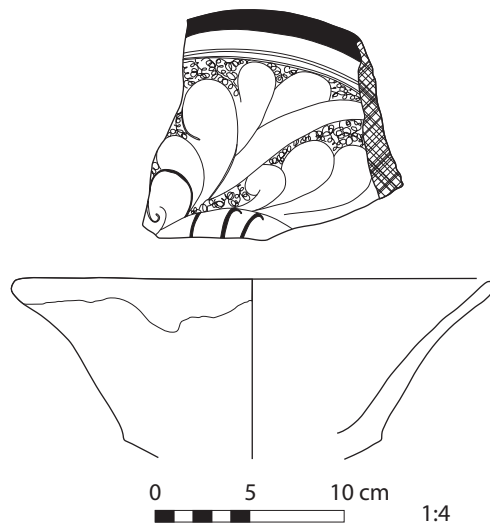
**Manufacture:** thrown

**Surface:** inside beige slip on the rim, incised decoration, yellow glaze;  
outside beige slip with traces of glaze on rim

**Remark:** Mameluk incised ceramics

**Reference:** François 1999: 49, 64, Figure 10: 88

**Dating:** Mameluk period (1250–1517 A.D.)



## Medieval 112

**Site:** Alexandria

**Shape:** bowl with direct walls and slightly incurved rim

**Material:** silt

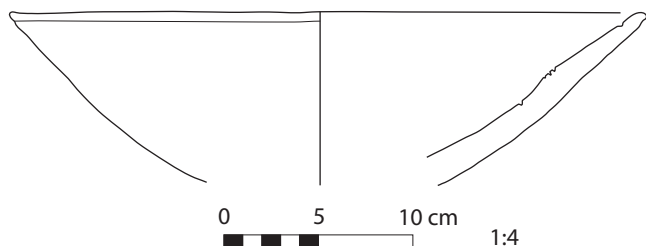
**Manufacture:** thrown

**Surface:** inside white slip with incised pseudo-calligraphy, caramel glaze;  
outside slipped, yellow glaze

**Remark:** Mameluk incised ceramics

**Reference:** François 1999: 49, 65, Figure 11: 90, Plate 4

**Dating:** Mameluk period (1250–1517 A.D.)



## Medieval 113

---

**Site:** Alexandria

**Shape:** ring base bowl with direct walls and slightly incurved rim

**Material:** silt

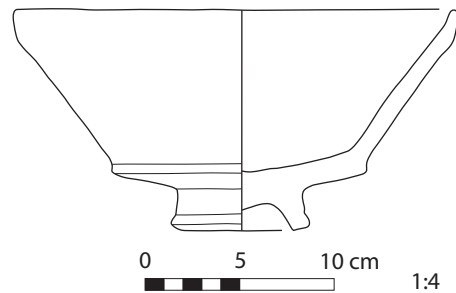
**Manufacture:** thrown

**Surface:** inside beige slip, incised floral motif decoration, pale green glaze; outside slip and glaze

**Remark:** Mameluk incised ceramics

**Reference:** François 1999: 49, 65, Figure 11: 92

**Dating:** Mameluk period (1250–1517 A.D.)



## Medieval 114

---

**Site:** Alexandria

**Shape:** bowl with ring base

**Material:** silt

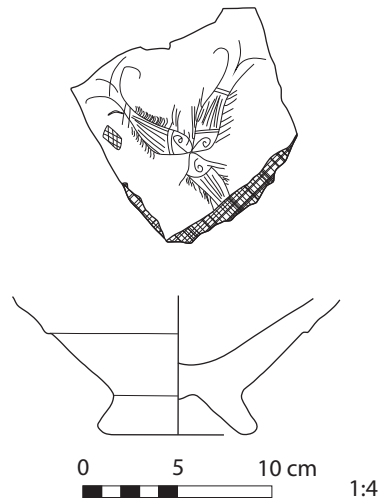
**Manufacture:** thrown

**Surface:** inside pink slip, incised decoration, caramel glaze; outside slip and caramel glaze

**Remark:** Mameluk incised ceramics

**Reference:** François 1999: 50, 65, Figure 11: 94

**Dating:** Mameluk period (1250–1517 A.D.)



## Medieval 115

**Site:** Alexandria

**Shape:** bowl with slightly incurved walls and ring base

**Material:** silt

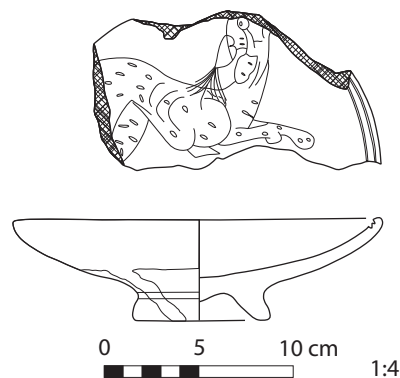
**Manufacture:** thrown

**Surface:** inside white slip on rim, incised decoration, green glaze; outside slip and glaze

**Remark:** Mameluk incised ceramics

**Reference:** François 1999: 49, 65, Figure 11: 93

**Dating:** Mameluk period (1250–1517 A.D.)



## Medieval 116

**Site:** Alexandria

**Shape:** jar with incurved walls

**Material:** silt

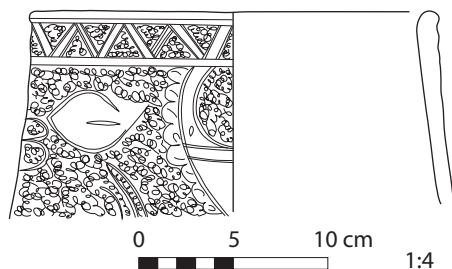
**Manufacture:** thrown

**Surface:** inside beige slip and red glaze; outside beige slip, incised decoration, caramel glaze with some green spots

**Remark:** Mameluk incised ceramics

**Reference:** François 1999: 49, 65, Figure 11: 89

**Dating:** Mameluk period (1250–1517 A.D.)





## ***Mameluk Painted***

### **Medieval 117**

---

**Site:** Alexandria

**Shape:** bowl with slightly incurved rim

**Material:** silt

**Manufacture:** thrown

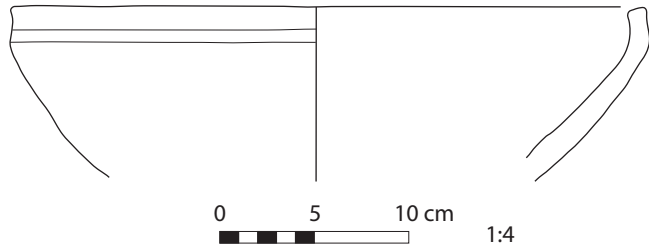
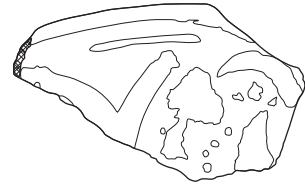
**Surface:** inside green painted decoration on slip,  
pale yellow glaze; outside slip and yellow glaze

**Remark:** Mameluk painted-on-slip ceramics

**Reference:** François 1999: 50, 65, Figure 11: 96, Plate 5

**Dating:** Mameluk period (1250–1517 A.D.)

**Illustration:** Color Plate 10



### **Medieval 118**

---

**Site:** Alexandria

**Shape:** bowl with slightly incurved rim and ring base

**Material:** silt

**Manufacture:** thrown

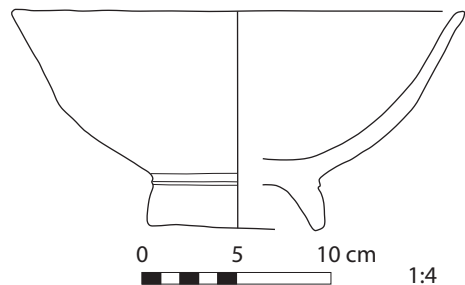
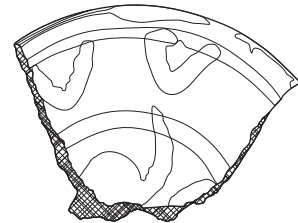
**Surface:** inside geometric motifs painted-on-slip,  
yellow glaze; outside slip and yellow glaze

**Remark:** Mameluk painted-on-slip ceramics

**Reference:** François 1999: 50, 65, Figure 11: 95, Plate 5

**Dating:** Mameluk period (1250–1517 A.D.)

**Illustration:** Color Plate 10



## Medieval 119

---

**Site:** Alexandria

**Shape:** bowl with ring base

**Material:** silt

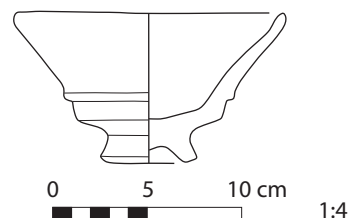
**Manufacture:** thrown

**Surface:** inside painted-on-slip, caramel glaze

**Remark:** Mameluk painted-on-slip ceramics

**Reference:** François 1999: 51, 66, Figure 12: 104

**Dating:** Mameluk period (1250–1517 A.D.)



## Medieval 120

---

**Site:** Alexandria

**Shape:** lid with internal ledge

**Material:** silt

**Manufacture:** thrown

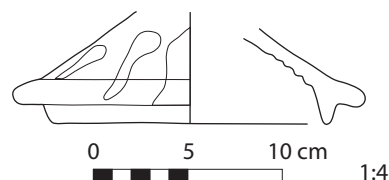
**Surface:** outside green glaze

**Remark:** Mameluk painted-on-slip ceramics

**Reference:** François 1999: 51, 66 Figure 12: 102

**Dating:** Mameluk period (1250–1517 A.D.)

**Illustration:** Color Plate 11



## Medieval 121

---

**Site:** Alexandria

**Shape:** bowl with incurved walls

**Material:** silt

**Manufacture:** thrown

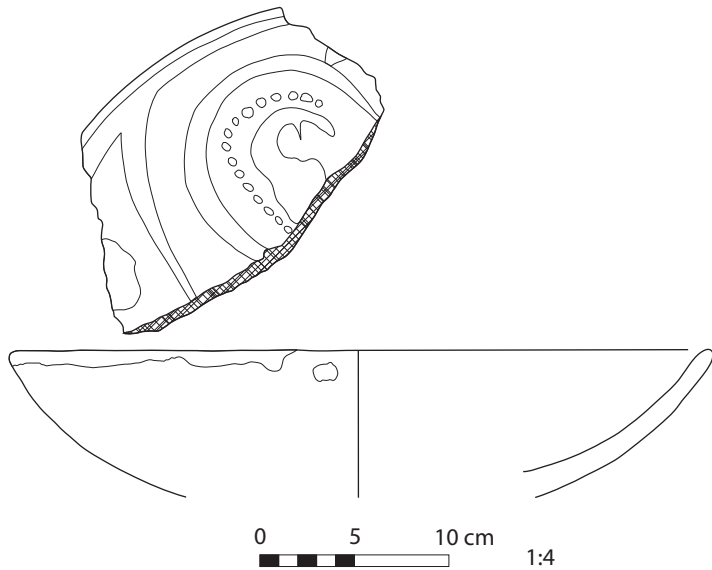
**Surface:** inside painted-on-slip, yellow glaze; outside glaze on rim

**Remark:** Mameluk painted-on-slip ceramics

**Reference:** François 1999: 52, 66, Figure 12: 110

**Dating:** Mameluk period (1250–1517 A.D.)

**Illustration:** Color Plate 10



## Medieval 122

---

**Site:** Alexandria

**Shape:** hemispherical bowl with ring base

**Material:** silt

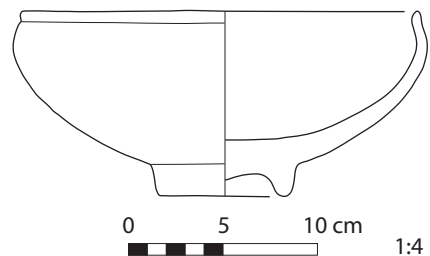
**Manufacture:** thrown

**Surface:** blue-green glaze

**Remark:** Mameluk painted-on-slip ceramics

**Reference:** François 1999: 53, 67, Figure 13: 115

**Dating:** Mameluk period (1250–1517 A.D.)



## Syro-Egyptian Pottery

### Medieval 123

**Site:** Alexandria

**Shape:** hemispherical bowl with recurved rim

**Material:** siliceous, white

**Manufacture:** thrown

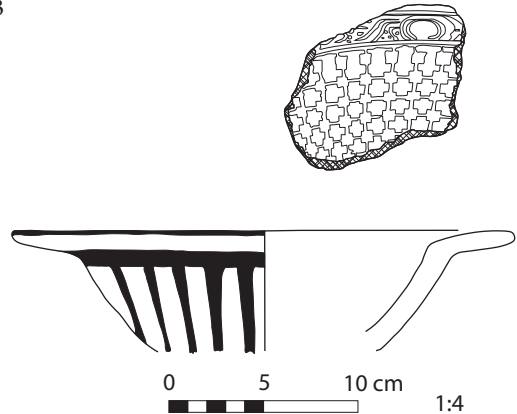
**Surface:** inside white slip with blue and black paint and alkaline glaze; outside black slip, black paint with alkaline glaze

**Remark:** painted beneath Syro-Egyptian glaze

**Reference:** François 1999: 43, 62, Figure 8: 57, Plate 3

**Dating:** 12th–13th century A.D.

**Illustration:** Color Plate 11



### Medieval 124

**Site:** Alexandria

**Shape:** jar with straight rim

**Material:** siliceous

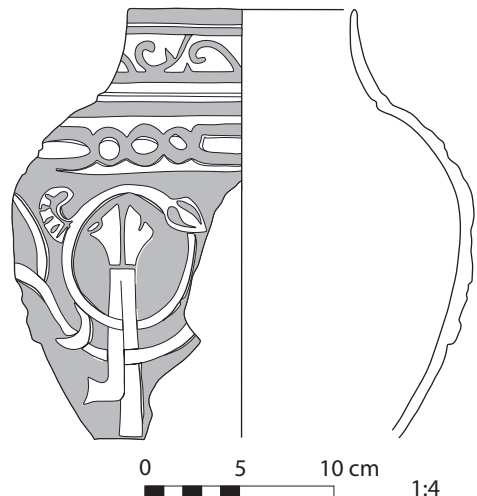
**Manufacture:** thrown

**Surface:** inside glazed; outside molded decoration, red paint on glaze

**Remark:** Syrian ceramic

**Reference:** François 1999: 37, 60, Figure 6: 27

**Dating:** not stated



## Medieval 125

**Site:** Alexandria

**Shape:** ring base bowl

**Material:** silt

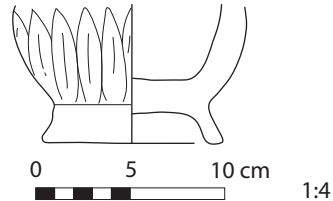
**Manufacture:** thrown

**Surface:** inside green alkaline glaze; outside relief decoration, pale blue alkaline glaze

**Remark:** imitation of celadon of Longquan (China)

**Reference:** François 1999: 54, 67, Figure 13: 123

**Dating:** not stated



## Medieval 126

**Site:** Alexandria

**Shape:** carinated bowl

**Material:** silt

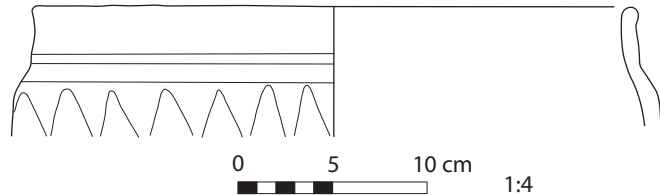
**Manufacture:** thrown

**Surface:** green alkaline glaze

**Remark:** imitation of celadon

**Reference:** François 1999: 55, 67, Figure 13: 127

**Dating:** not stated



## Medieval 127

**Site:** Alexandria

**Shape:** bowl with wavy rim

**Material:** siliceous

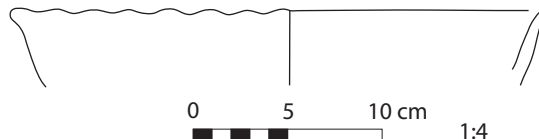
**Manufacture:** thrown

**Surface:** alkaline green glaze

**Remark:** imitation of celadon

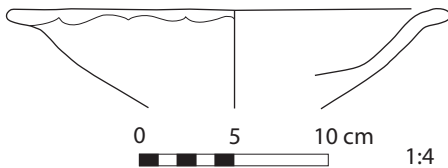
**Reference:** François 1999: 55, 67, Figure 13: 129

**Dating:** not stated



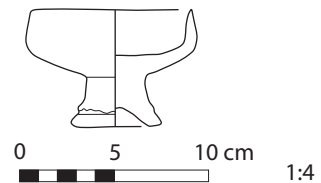
## Medieval 128

**Site:** Alexandria  
**Shape:** bowl with wavy rim  
**Material:** siliceous  
**Manufacture:** thrown  
**Surface:** alkaline green glaze  
**Remark:** imitation of celadon  
**Reference:** François 1999: 55, 67, Figure 13: 128  
**Dating:** not stated



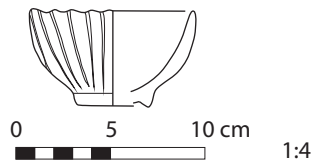
## Medieval 129

**Site:** Alexandria  
**Shape:** bowl on tall ring base  
**Material:** silt  
**Manufacture:** thrown  
**Surface:** alkaline green glaze  
**Remark:** imitation of celadon  
**Reference:** François 1999: 55, 67, Figure 13: 126  
**Dating:** not stated



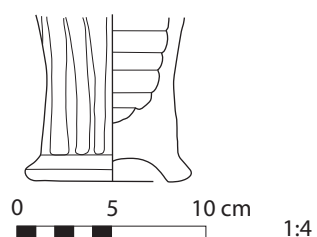
## Medieval 130

**Site:** Alexandria  
**Shape:** hemispherical bowl with small ring base  
**Material:** siliceous  
**Manufacture:** thrown  
**Surface:** green glaze, relief-like walls  
**Remark:** imitation of celadon of Longquan  
**Reference:** François 1999: 53, Figure 13: 114, Plates 5, 17  
**Dating:** not stated



## Medieval 131

**Site:** Alexandria  
**Shape:** jar with ring base  
**Material:** siliceous  
**Manufacture:** thrown  
**Surface:** green glaze, relief-like walls  
**Remark:** imitation of celadon  
**Reference:** François 1999: 54, 67, Figure 13: 124  
**Dating:** not stated



## Medieval 132

**Site:** Alexandria

**Shape:** hemispherical bowl

**Material:** siliceous

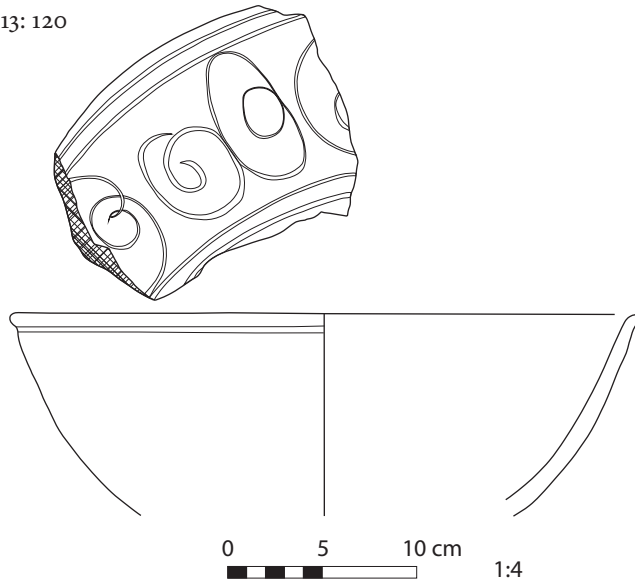
**Manufacture:** thrown

**Surface:** inside incised decoration, green glaze; outside green glaze

**Remark:** imitation of celadon of Fujian (?)

**Reference:** François 1999: 54, 67, Figure 13: 120

**Dating:** not stated



## Medieval 133

**Site:** Alexandria

**Shape:** hemispherical bowl with ring base

**Material:** siliceous

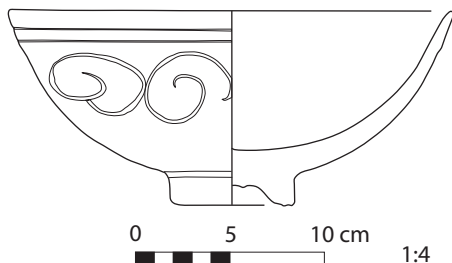
**Manufacture:** thrown

**Surface:** inside and outside incised decoration, green alkaline glaze

**Remark:** imitation of celadon of Fujian (?)

**Reference:** François 1999: 53, 67, Figure 13: 118

**Dating:** not stated



## Medieval 134

**Site:** Alexandria

**Shape:** lid with internal ledge

**Material:** silt

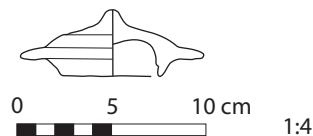
**Manufacture:** thrown

**Surface:** outside green glaze

**Remark:** imitation of celadon of Longquan

**Reference:** François 1999: 53, 67, Figure 13: 116

**Dating:** not stated



## Medieval 135

---

**Site:** Fustat

**Shape:** shallow bowl with flaring walls and flat base

**Material:** buff-brown ware

**Manufacture:** thrown

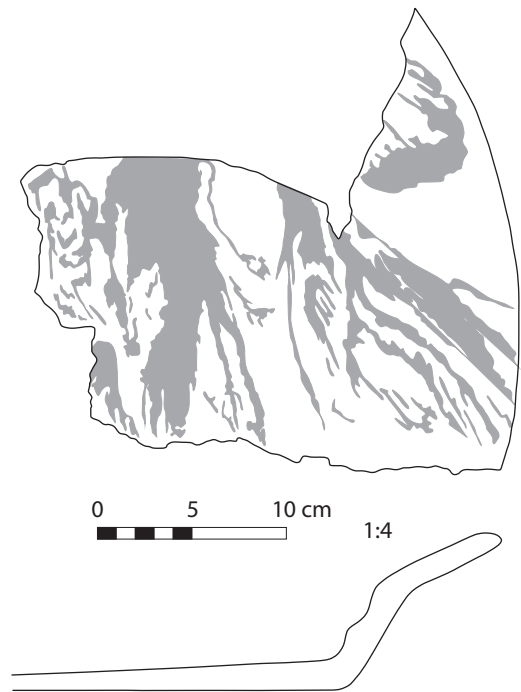
**Surface:** inside manganese and turquoise glazes flowing and rippling on white under-glaze slip;  
outside smoothed

**Remark:** imitation of T'ang ware

**Reference:** Kubiak and Scanlon 1989: 40–42, Figure 56

**Dating:** mid-11th century A.D.

**Illustration:** Color Plate 11





## Medieval 136

---

**Site:** Fustat

**Shape:** cup with flaring walls and flat base

**Material:** whitish buff clay

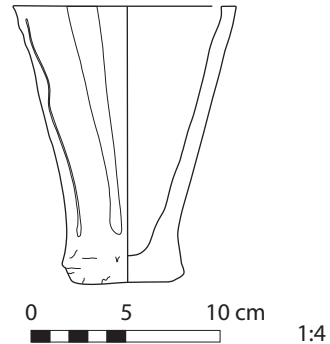
**Manufacture:** thrown

**Surface:** outside white slip with vertical triangular flows and wavy lines in green glaze;  
inside white glaze

**Remark:** imitation of T'ang ware

**Reference:** Kubiak and Scanlon 1989: 42, Figure 58

**Dating:** early 10th century A.D.



## Medieval 137

---

**Site:** Fustat

**Shape:** bowl with flaring walls and flat base

**Material:** whitish buff clay

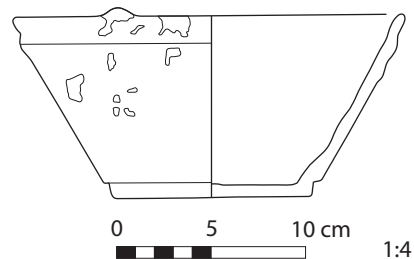
**Manufacture:** thrown

**Surface:** overall white glaze, with daubs of turquoise at the rim and flowing downward on outside

**Remark:** imitation of T'ang ware

**Reference:** Kubiak and Scanlon 1989: 42, Figure 57

**Dating:** early 10th century A.D.



## Medieval 138

---

**Site:** Fustat

**Shape:** hemispherical bowl with ring base

**Material:** brown buff ware

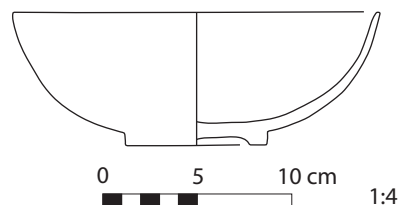
**Manufacture:** thrown

**Surface:** watery transparent manganese glaze on white slip

**Remark:** imitation of Chinese ceramics

**Reference:** Kubiak and Scanlon 1989: 43, Figure 59

**Dating:** 10th century A.D.



## Medieval 139

---

**Site:** Fustat

**Shape:** bulbous jar with recurved rim and flat base

**Material:** gray white ware

**Manufacture:** thrown

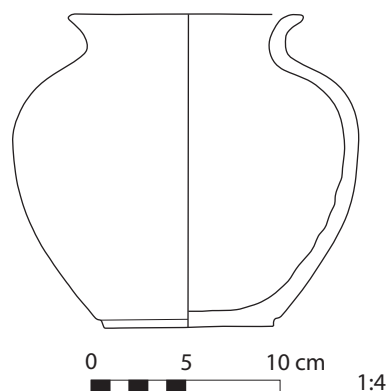
**Surface:** green glaze on white slip overall

**Remark:** imitation of T'ang ware

**Reference:** Kubiak and Scanlon 1989: 44, Figure 61

**Dating:** late 9th century

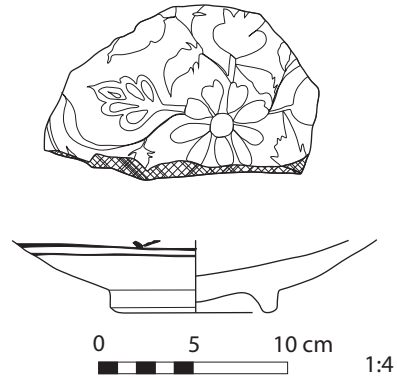
**Representative Example:** similar to Color Plate 13.1



## Egyptian Imitation of Blue and White


### Medieval 140

**Site:** Alexandria  
**Shape:** bowl with ring base  
**Material:** siliceous  
**Manufacture:** thrown  
**Surface:** inside floral motif is blue-painted, alkaline transparent glaze; outside black-painted, transparent glaze  
**Remark:** Egyptian imitation of blue and white of Chinese Ming Dynasty  
**Reference:** François 1999: 56, 68, Figure 14: 133  
**Dating:** not stated  
**Illustration:** Color Plate 11



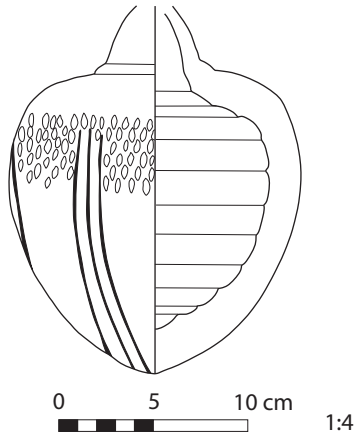
### Medieval 141

**Site:** Alexandria  
**Shape:** hemispherical bowl  
**Material:** siliceous  
**Manufacture:** thrown  
**Surface:** inside floral motif is blue and black paint, alkaline transparent glaze; outside floral motif is black paint, transparent glaze  
**Remark:** Egyptian imitation of blue and white of Chinese Ming Dynasty  
**Reference:** François 1999: 56, 68, Figure 14: 132, Plate 6  
**Dating:** not stated  
**Illustration:** Color Plate 11



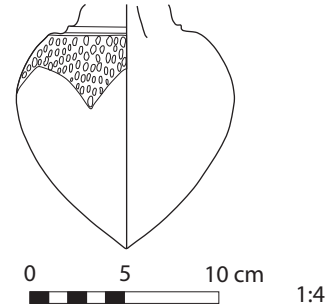
## Medieval 142

**Site:** Alexandria  
**Shape:** ovoid jar with narrow neck  
**Material:** silt  
**Manufacture:** moldmade  
**Surface:** inside has clear traces of wheel;  
outside molded decoration  
**Reference:** François 1999: 57, 68, Figure 14: 140  
**Dating:** not stated  
**Representative Example:** similar to  
Color Plate 14.4



## Medieval 143

**Site:** Alexandria  
**Shape:** ovoid jar with narrow neck  
**Material:** silt  
**Manufacture:** moldmade  
**Surface:** outside molded decoration  
**Reference:** François 1999: 57, 68, Figure 14: 141  
**Dating:** not stated





## Modern Pottery

---

### Late 20th–21st centuries A.D.

Modern Egyptian pottery comes from six main centers: the Delta (with examples from Disuq), Cairo (Fustat), the Fayum (el-Nazla), Middle Egypt (Deir Mawas), Upper Egypt (Ballas, Qena), Dakhla (el-Qasr), and Siwa. The centers produce slightly different pottery types using various shaping methods. Not all of them are well studied. Pottery from only four places is described here: el-Qasr (Dakhla), Mari Girgis (Upper Egypt), el-Nazla (Fayum), and Fustat. The catalogue of types is not complete, except for el-Qasr, because very little of the modern Egyptian pottery corpus has been published.

#### Material

Each of the centers uses its own clay sources because of both the low cost of transport and the properties of the material itself. There are usually local alluvial clays, as is the case with the Delta, Fayum, and Middle Egyptian workshops. Upper Egyptian potters use mostly local marl clay sources. In some cases potters use a mixture of clays; for example, in el-Nazla (Fayum), they mix alluvial mud with local marl from a nearby source.

The clay used in Egyptian modern pottery is homogenous and well-levigated. Middle Egyptian and Fayyumi potters add straw inclusions during the production of globular water coolers to make walls more porous.

#### Manufacture

All of the modern pottery production centers have fast potter's wheels. However, workshops in the Fayum and Middle Egypt use the paddle-and-ground technique to shape globular jars and hemispherical bowls.

#### Surface

The modern pottery is usually smoothed without further treatment, although red-coated pots are also produced. Cooking pots from the Qena region have red-coated and burnished walls.

Some workshops make pottery with simple red decoration painted directly on smoothed surfaces (e.g., el-Qasr). Simple incised and applied decoration is also used (el-Qasr, Mari Girgis). The medium-sized jars used to cool water (in the Delta) usually have white-painted bands running around the body.

#### Types

Although the pots from various workshops may look different, each produces a similar sets of vessels for daily life. These always include a jar used to cool water (*qulla*), a large water storage jar (*zir*), cooking pots with two handles, basins for mixing bread dough, irrigation pipes, and even drums and small pots for charcoal in water pipes. Some of the ceramic types have survived with their shapes little changed since the Ptolemaic period, for example, the pots used in water-wheels (*saqiya*) to collect water (see Modern 16 for an illustration).

For photos of ceramics representative of this period, see Color Plates 15 and 16.

## Bibliography

- Blackman, W. 1927. *The Fellahin of Upper Egypt*. London: Harrap.
- Golvin, L., J. Thiriot, and M. Zakariya. 1982. *Les potiers actuels de Fustat*. Bd'E 89. Cairo: IFAO.
- Henein, N. H. 1988. *Mari Girgis. Village de haut-Egypt*. Cairo: IFAO.
- . 1992. *Poteries et proverbes d'Égypte*. Cairo: IFAO.
- . 1997. *Poterie et potiers d'al-Qasr, Oasis de Dakhla*. Bd'E 116. Cairo: IFAO.
- Köhler, E. C. 1996. Archäologie und Ethnographie. Eine Fallstudie der prädynastischen und frühzeitlichen Töpfereiproduktion von Tell el-Fara'in-Buto. *CCE* 4: 133–143.
- Koij, van der, G., and W. Wendrich. 2002. The Potters of el-Fustat (Cairo) and El-Nazla (Fayoum). In *Moving Matters. Ethnoarchaeology in the Near East. Proceedings of the International Seminar Held in Cairo, 7–10 December 1988*, edited by G. van der Koij and W. Wendrich, 147–158. Leiden: Research School of Asian, African, and Amerindian Studies, Universiteit Leiden.
- Nicholson, P. T. 1995. The Potters of Deir Mawas. In *Amarna Reports VI*, edited by B. Kemp. London: Egypt Exploration Society.
- Nicholson, P. T., and H. L. Patterson. 1985. Pottery Making in Upper Egypt: an Ethnoarchaeological Study. *World Archaeology* 17 (2): 222–239.
- . 1989. Ceramic Technology in Upper Egypt: a Study of Pottery Firing. *World Archaeology* 21 (1): 71–86.

***el-Qasr, Dakhla***

**Modern 1**

**Site:** el-Qasr, Dakhla

**Shape:** large jar with ovoid body and ring base and lid

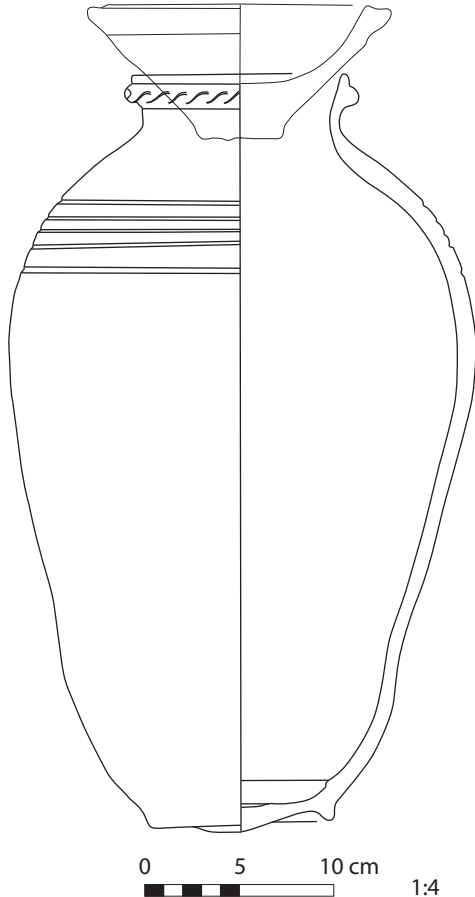
**Material:** Dakhla oasis red clay

**Manufacture:** thrown

**Surface:** smoothed

**Remark:** jar for preserving vegetables in vinegar (*toršeyya*)

**Reference:** Henein 1997: 151, Figure 82



**Modern 2**

**Site:** el-Qasr, Dakhla

**Shape:** small jar with two handles and lid

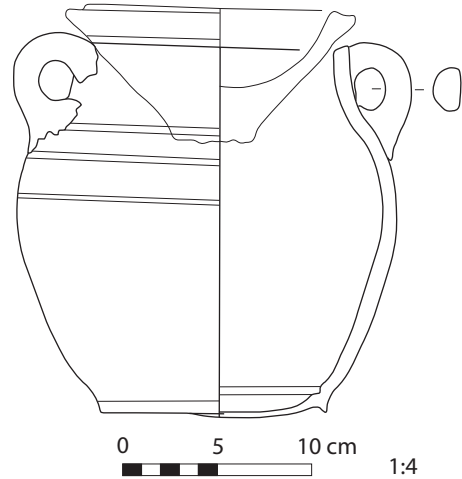
**Material:** Dakhla oasis red clay

**Manufacture:** thrown

**Surface:** smoothed

**Remark:** pot for milling (*mahlab sagir*)

**Reference:** Henein 1997: 152, Figure 84





### Modern 3

**Site:** el-Qasr, Dakhla

**Shape:** jar with two handles and lid

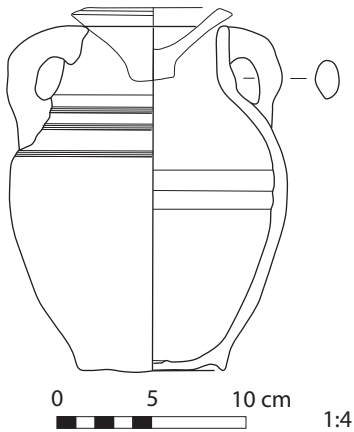
**Material:** Dakhla oasis white clay

**Manufacture:** thrown

**Surface:** smoothed

**Remark:** pot for butter (*hanab*)

**Reference:** Henein 1997: 153, Figure 85



### Modern 4

**Site:** el-Qasr, Dakhla

**Shape:** jar with rounded body, long cylindrical neck and lid

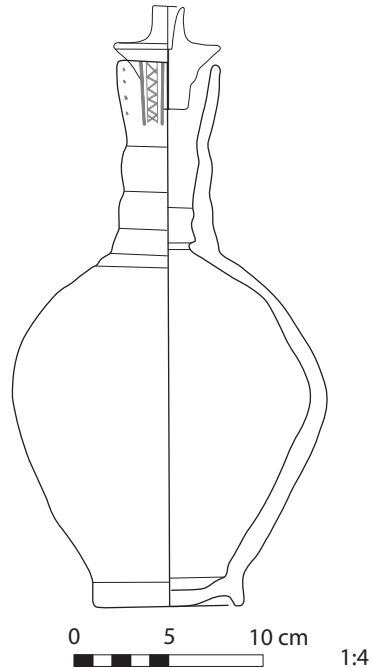
**Material:** Dakhla oasis white clay

**Manufacture:** thrown

**Surface:** smoothed, red-painted neck, rough body

**Remark:** pot for cooling water (*qulla*)

**Reference:** Henein 1997: 154–155, Figure 89



### Modern 5

**Site:** el-Qasr, Dakhla

**Shape:** small conical lid

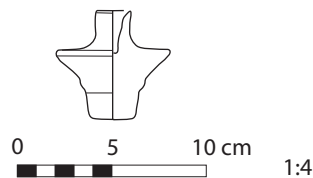
**Material:** Dakhla oasis white or red clay

**Manufacture:** thrown

**Surface:** smoothed

**Remark:** lid for water jar (*gata*)

**Reference:** Henein 1997: 150, Figure 81



## Modern 6

**Site:** el-Qasr, Dakhla

**Shape:** jar with one handle and spout

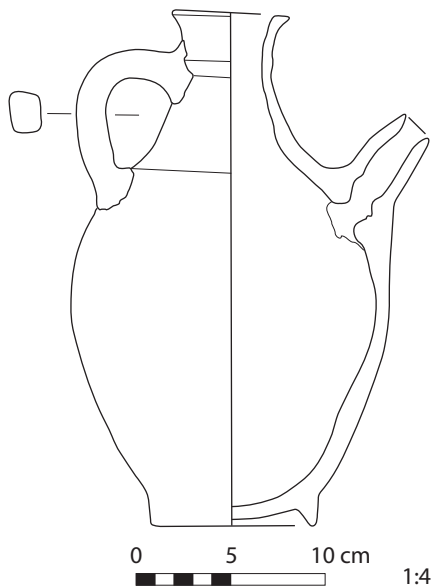
**Material:** Dakhla oasis red clay

**Manufacture:** thrown

**Surface:** smoothed

**Remark:** vessel for ablution, not for drinking  
(*abriq*)

**Reference:** Henein 1997: 155–156, Figure 90



## Modern 7

**Site:** el-Qasr, Dakhla

**Shape:** squat jar with one handle and spout

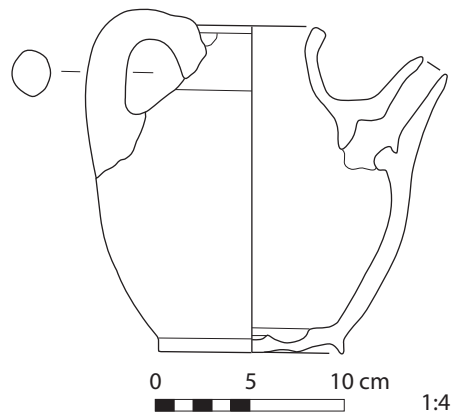
**Material:** Dakhla oasis white clay

**Manufacture:** thrown

**Surface:** smoothed

**Remark:** kettle used for boiling water  
(*gallaya*)

**Reference:** Henein 1997: 156, Figure 91



## Modern 8

**Site:** el-Qasr, Dakhla

**Shape:** jar with rounded body and wide neck

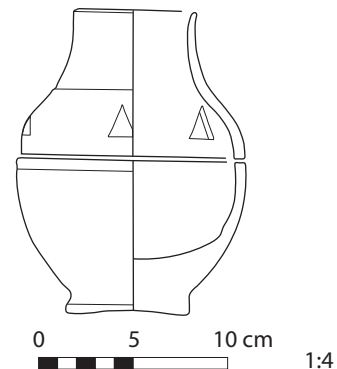
**Material:** Dakhla oasis white or red clay

**Manufacture:** thrown

**Surface:** smoothed, with cut-out walls

**Remark:** pot used for incense (*mabhara*)

**Reference:** Henein 1997: 178, Figure 117



## Modern 9

**Site:** el-Qasr, Dakhla

**Shape:** large ovoid jar with round base and wide neck

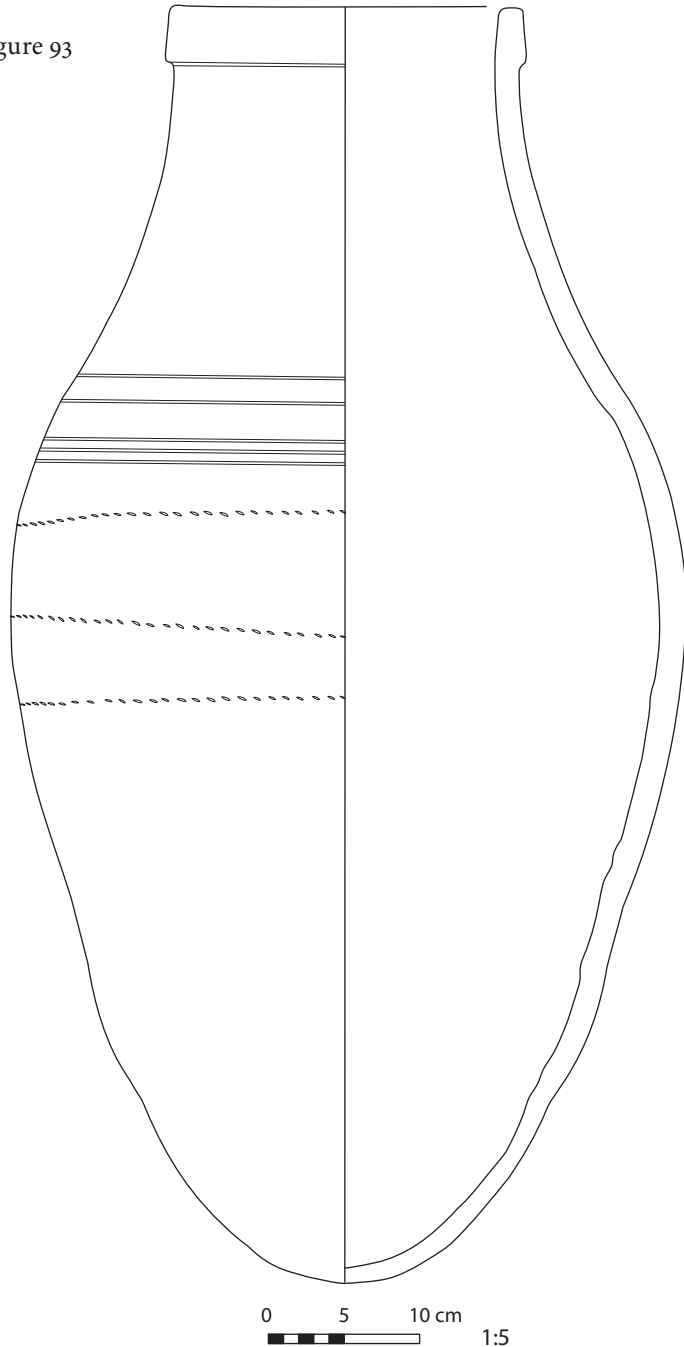
**Material:** Dakhla oasis red clay

**Manufacture:** thrown

**Surface:** smoothed, with string impressions

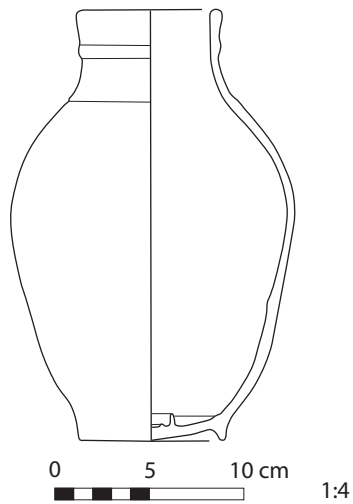
**Remark:** water jar (*zir*)

**Reference:** Henein 1997: 157–158, Figure 93



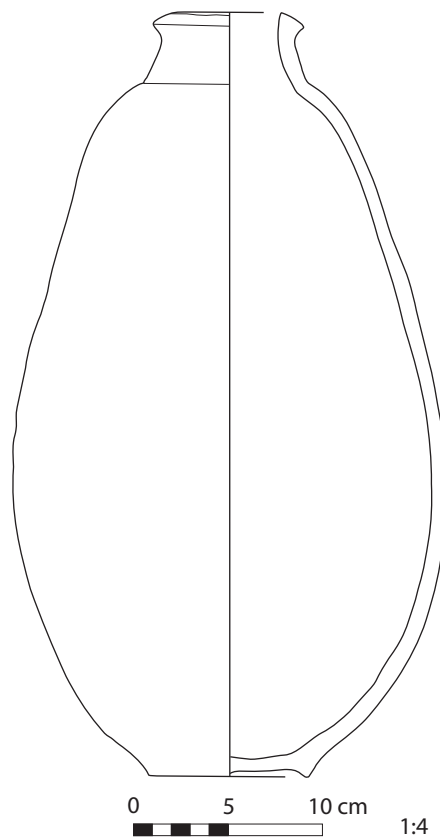
### Modern 10

**Site:** el-Qasr, Dakhla  
**Shape:** jar with ovoid body and wide neck  
**Material:** Dakhla oasis white clay  
**Manufacture:** thrown  
**Surface:** smoothed  
**Remark:** pot for cooling water (*bawša*)  
**Reference:** Henein 1997: 153, Figure 86



### Modern 11

**Site:** el-Qasr, Dakhla  
**Shape:** bag-shaped jar with ring base  
**Material:** Dakhla oasis red clay  
**Manufacture:** thrown  
**Surface:** smoothed  
**Remark:** jar for transport of water  
(*zir al-rakayeb al-sagir*)  
**Reference:** Henein 1997: 166–168, Figure 101



## Modern 12

**Site:** el-Qasr, Dakhla

**Shape:** bag-shaped jar with two handles and ring base

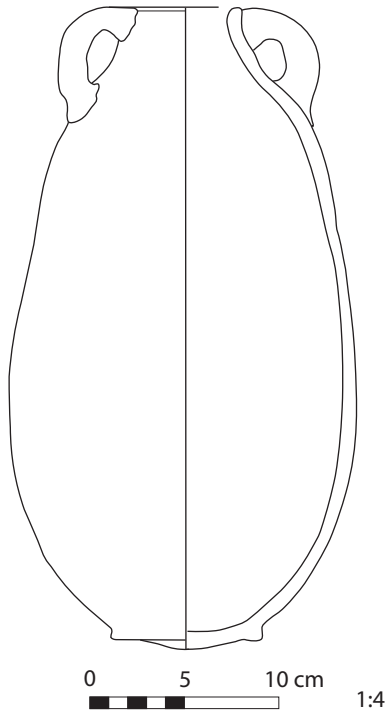
**Material:** Dakhla oasis red clay mixed with white clay, proportion 1: 1

**Manufacture:** thrown

**Surface:** smoothed

**Remark:** jar for drinking water (*sabil*)

**Reference:** Henein 1997: 168–169, Figure 103



## Modern 13

**Site:** el-Qasr, Dakhla

**Shape:** bag-shaped jar with two handles and ring base

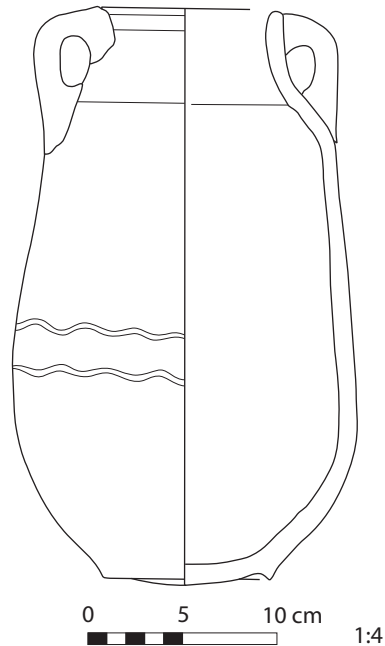
**Material:** Dakhla oasis red clay

**Manufacture:** thrown

**Surface:** smoothed, with incised decoration

**Remark:** pot for transport of milk (*manšal*)

**Reference:** Henein 1997: 170, Figure 104



## Modern 14

---

**Site:** el-Qasr, Dakhla

**Shape:** neckless jar with two horizontal handles

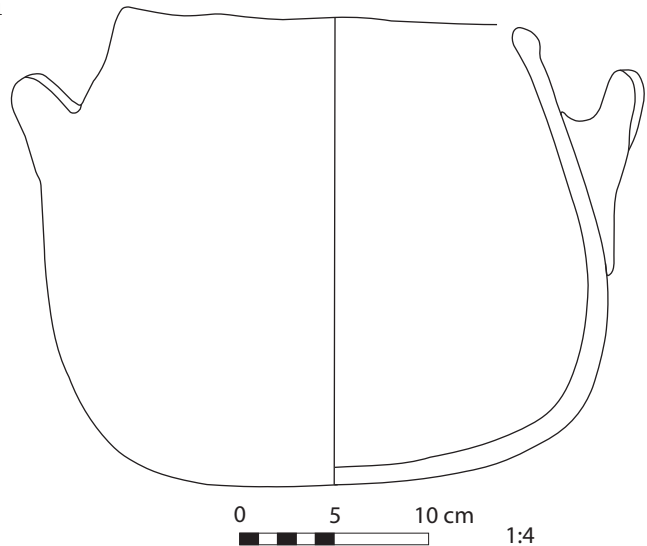
**Material:** marl with grog

**Manufacture:** thrown

**Surface:** smoothed

**Remark:** cooking pot (*dest*)

**Reference:** Henein 1997: 180, Figure 121



## Modern 15

---

**Site:** el-Qasr, Dakhla

**Shape:** bag-shaped jar with one handle, ring base, and lid

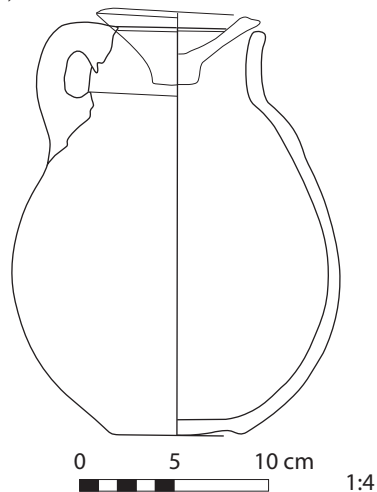
**Material:** Dakhla oasis white clay

**Manufacture:** thrown

**Surface:** smoothed

**Remark:** pot for cooking beans or lentils (*qedret al-ful*)

**Reference:** Henein 1997: 170–171, Figure 105



## Modern 16

**Site:** el-Qasr, Dakhla

**Shape:** bag-shaped jar with wide neck and knob-like base (*qadus*)

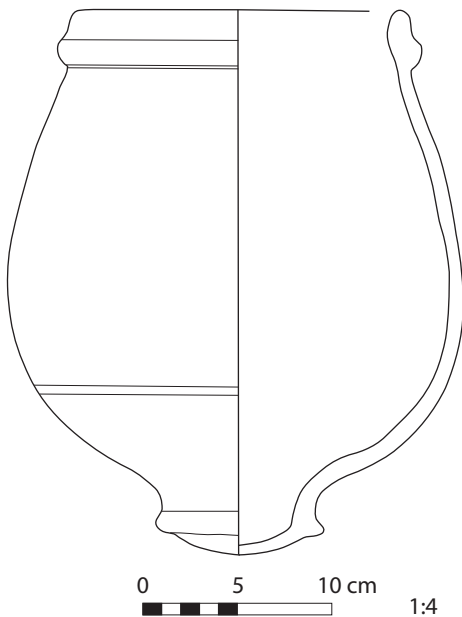
**Material:** Dakhla oasis red clay

**Manufacture:** thrown

**Surface:** smoothed

**Remark:** pot used in water-wheels (*saqiya*) to collect the water

**Reference:** Henein 1997: 171–172, Figure 106



## Modern 17

**Site:** el-Qasr, Dakhla

**Shape:** bag-shaped jar with round base and wide neck

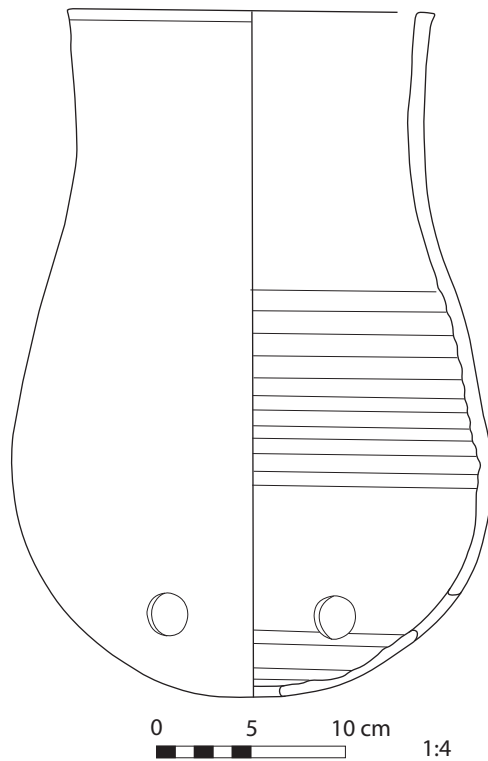
**Material:** Dakhla oasis red clay

**Manufacture:** thrown

**Surface:** smoothed, with holes cut through


**Remark:** pot used as cage for rabbits

**Reference:** Henein 1997: 175, Figure 110



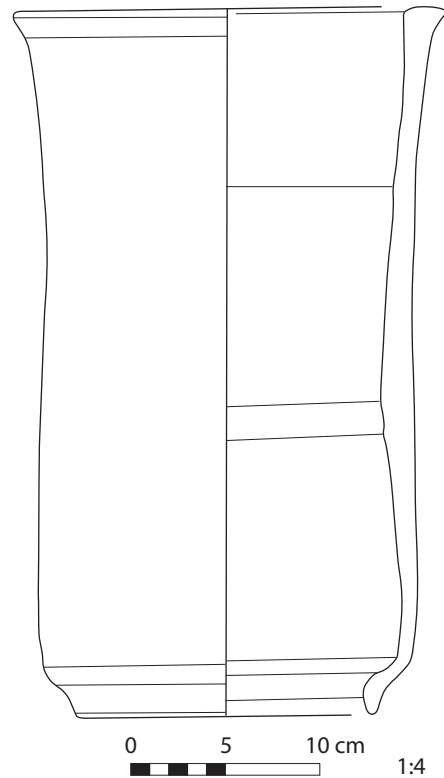
## Modern 18

**Site:** el-Qasr, Dakhla  
**Shape:** cylindrical pipe  
**Material:** Dakhla oasis red clay  
**Manufacture:** thrown  
**Surface:** smoothed  
**Remark:** pipe used for canal installations  
(*barbah*)  
**Reference:** Henein 1997: 176, Figure 112



## Modern 19

**Site:** el-Qasr, Dakhla  
**Shape:** cylindrical pipe  
**Material:** Dakhla oasis red clay  
**Manufacture:** thrown  
**Surface:** smoothed  
**Remark:** pipe used for canal installations  
(*barbah galid*)  
**Reference:** Henein 1997: 178, Figure 113





## Modern 20

**Site:** el-Qasr, Dakhla

**Shape:** ellipsoid jar with cylindrical neck

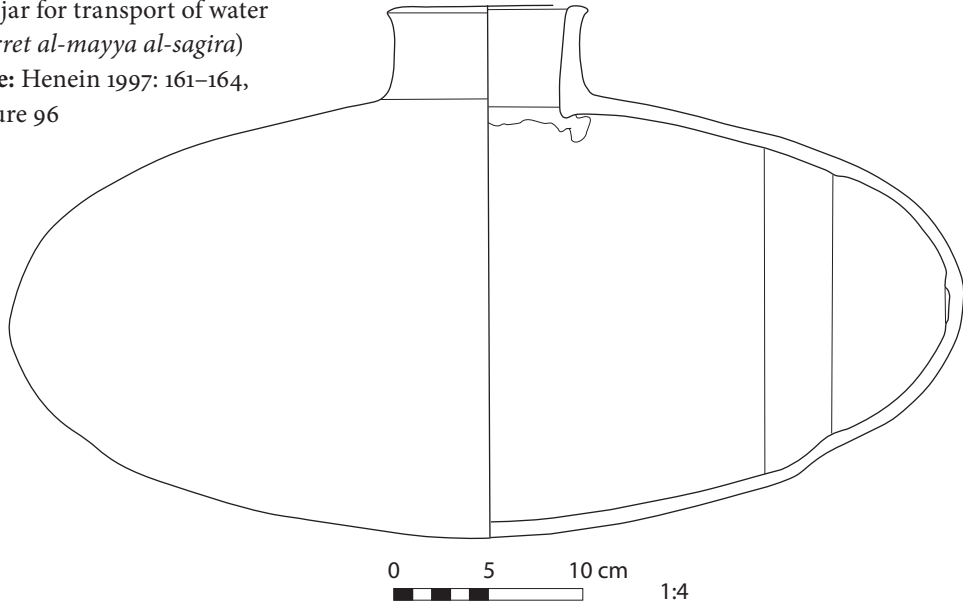
**Material:** Dakhla oasis red clay

**Manufacture:** thrown

**Surface:** smoothed

**Remark:** jar for transport of water  
(*garret al-mayya al-sagira*)

**Reference:** Henein 1997: 161–164,  
Figure 96



## Modern 21

**Site:** el-Qasr, Dakhla

**Shape:** ellipsoid jar with cylindrical neck

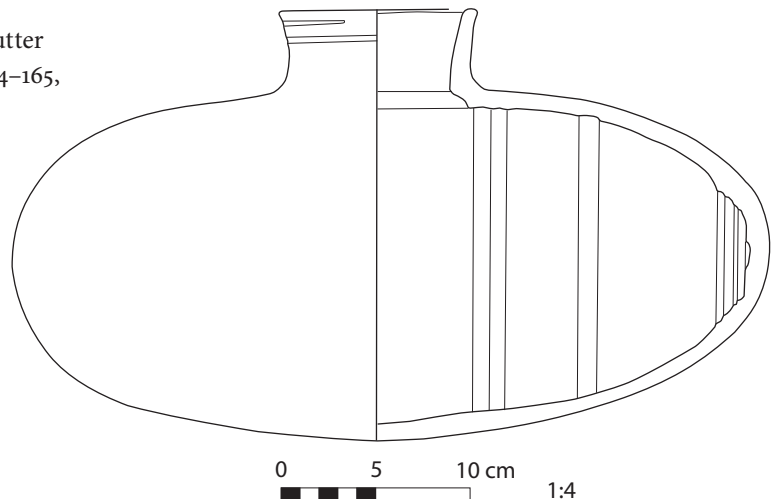
**Material:** Dakhla oasis red clay

**Manufacture:** thrown

**Surface:** smoothed

**Remark:** pot for making butter

**Reference:** Henein 1997: 164–165,  
Figure 98



## Modern 22

---

**Site:** el-Qasr, Dakhla

**Shape:** large bowl with slightly flaring walls

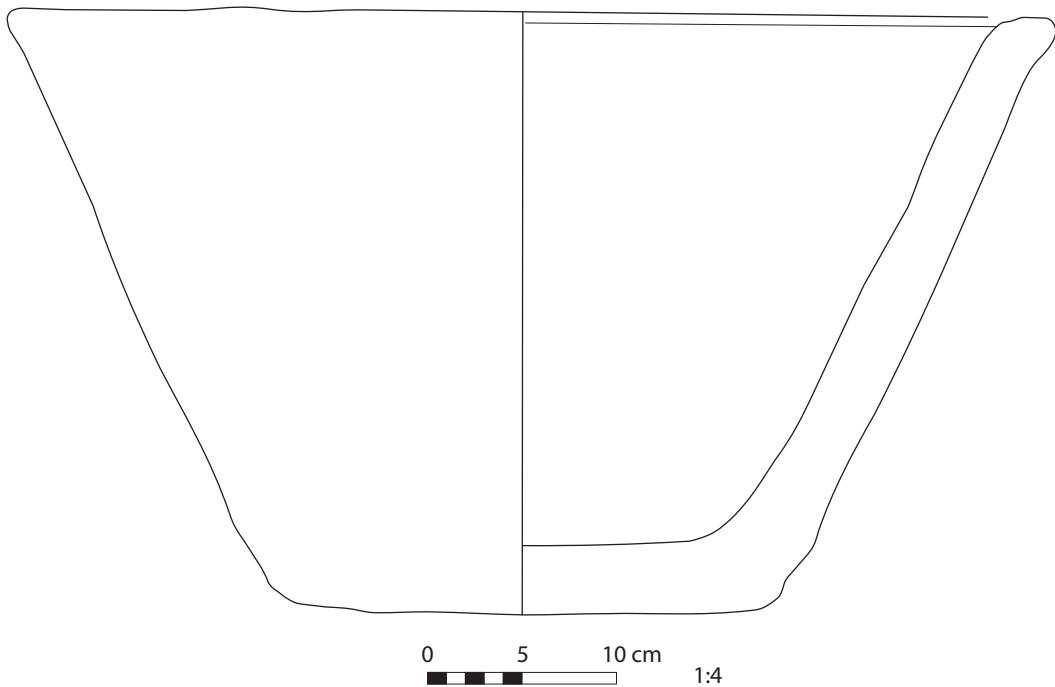
**Material:** Dakhla oasis red clay

**Manufacture:** thrown

**Surface:** smoothed

**Remark:** basin for mixing bread dough (*magur al-'agin*)

**Reference:** Henein 1997: 143–145, Figure 70



## Modern 23

**Site:** el-Qasr, Dakhla

**Shape:** simple bowl with elongated rim

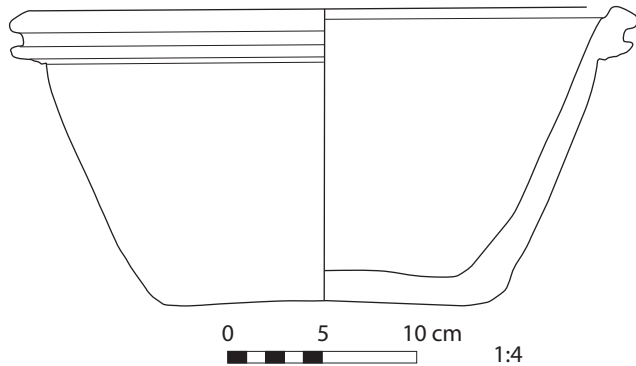
**Material:** Dakhla oasis red clay

**Manufacture:** thrown

**Surface:** smoothed

**Remark:** pot for leaven (*magur al-hamira* or *qasreyet al-hamira*)

**Reference:** Henein 1997: 144–145, Figure 71



## Modern 24

**Site:** el-Qasr, Dakhla

**Shape:** bowl with direct walls and ring base

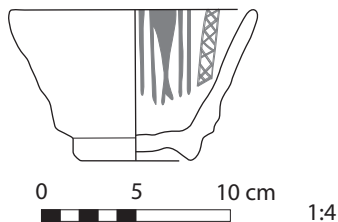
**Material:** Dakhla oasis white clay

**Manufacture:** thrown

**Surface:** smoothed, with red painted decoration inside

**Remark:** found at Sheiks' cemetery

**Reference:** Henein 1997: 142, Figure 68



## Modern 25

**Site:** el-Qasr, Dakhla

**Shape:** bowl with direct walls and slightly recurved rim

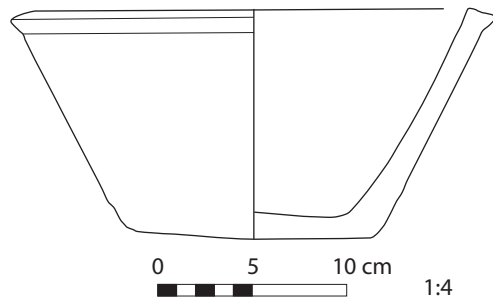
**Material:** Dakhla oasis red clay

**Manufacture:** thrown

**Surface:** smoothed

**Remark:** vessel used as a serving pot, often as a bowl for washing, as a vessel to hold water during pottery making, and for grinding plants (*zebdeyya*)

**Reference:** Henein 1997: 144–146, Figure 72



## Modern 26

**Site:** el-Qasr, Dakhla

**Shape:** bowl with direct walls

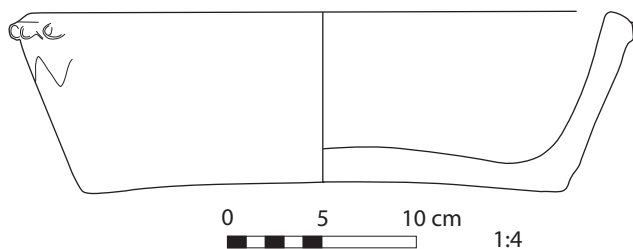
**Material:** Dakhla oasis red clay

**Manufacture:** thrown

**Surface:** smoothed, with wavy application below rim outside

**Remark:** bowl for various domestic usages (*tešteyya*)

**Reference:** Henein 1997: 146–147, Figure 73



## Modern 27

**Site:** el-Qasr, Dakhla

**Shape:** carinated bowl with wide rim

**Material:** Dakhla oasis red clay

**Manufacture:** thrown

**Surface:** smoothed

**Remark:** bowl for washing hands (*tešt el-eden*)

**Reference:** Henein 1997: 146–148, Figure 74

**Shape:** bowl with flaring walls, ring base, and holes in wall

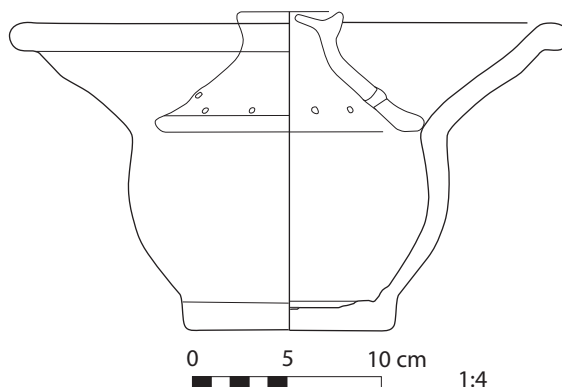
**Material:** Dakhla oasis red clay

**Manufacture:** thrown

**Surface:** smoothed

**Remark:** sieve

**Reference:** Henein 1997: 148, Figure 75



### Modern 28

**Site:** el-Qasr, Dakhla

**Shape:** bowl with flaring walls and internal rim

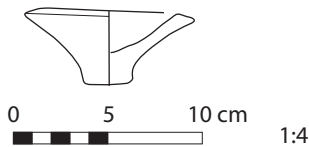
**Material:** Dakhla oasis red clay

**Manufacture:** thrown

**Surface:** smoothed

**Remark:** lid (*gata*)

**Reference:** Henein 1997: 150, Figure 79



### Modern 29

**Site:** el-Qasr, Dakhla

**Shape:** bowl with flaring walls and internal rim

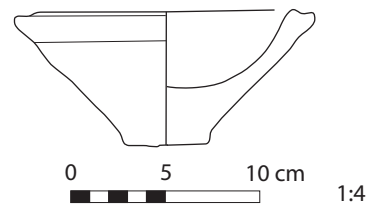
**Material:** Dakhla oasis red clay

**Manufacture:** thrown

**Surface:** smoothed

**Remark:** lid (*gata*)

**Reference:** Henein 1997: 149–150, Figure 78



### Modern 30

**Site:** el-Qasr, Dakhla

**Shape:** bowl with direct walls and thickened rim

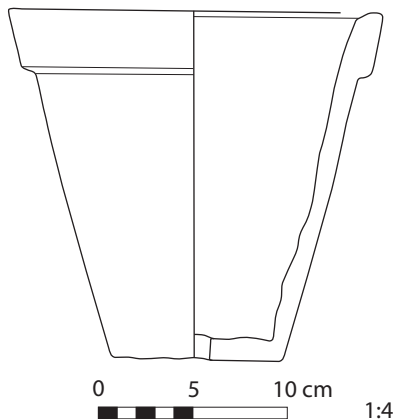
**Material:** Dakhla oasis red clay

**Manufacture:** thrown

**Surface:** smoothed

**Remark:** flower pot (*qasari graz*)

**Reference:** Henein 1997: 178, Figure 116



### Modern 31

**Site:** el-Qasr, Dakhla

**Shape:** deep bowl with cylindrical body and flaring rim

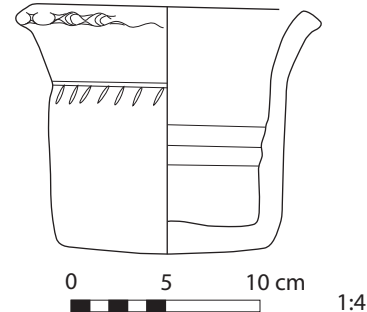
**Material:** Dakhla oasis red clay, sometimes white clay

**Manufacture:** thrown

**Surface:** smoothed, with incised decoration and wavy application on exterior rim

**Remark:** stand for jar with rounded body and long cylindrical neck (*kursi al-qulla*)

**Reference:** Henein 1997: 149, Figure 77



## Modern 32

**Site:** el-Qasr, Dakhla

**Shape:** large basin with narrow flat base

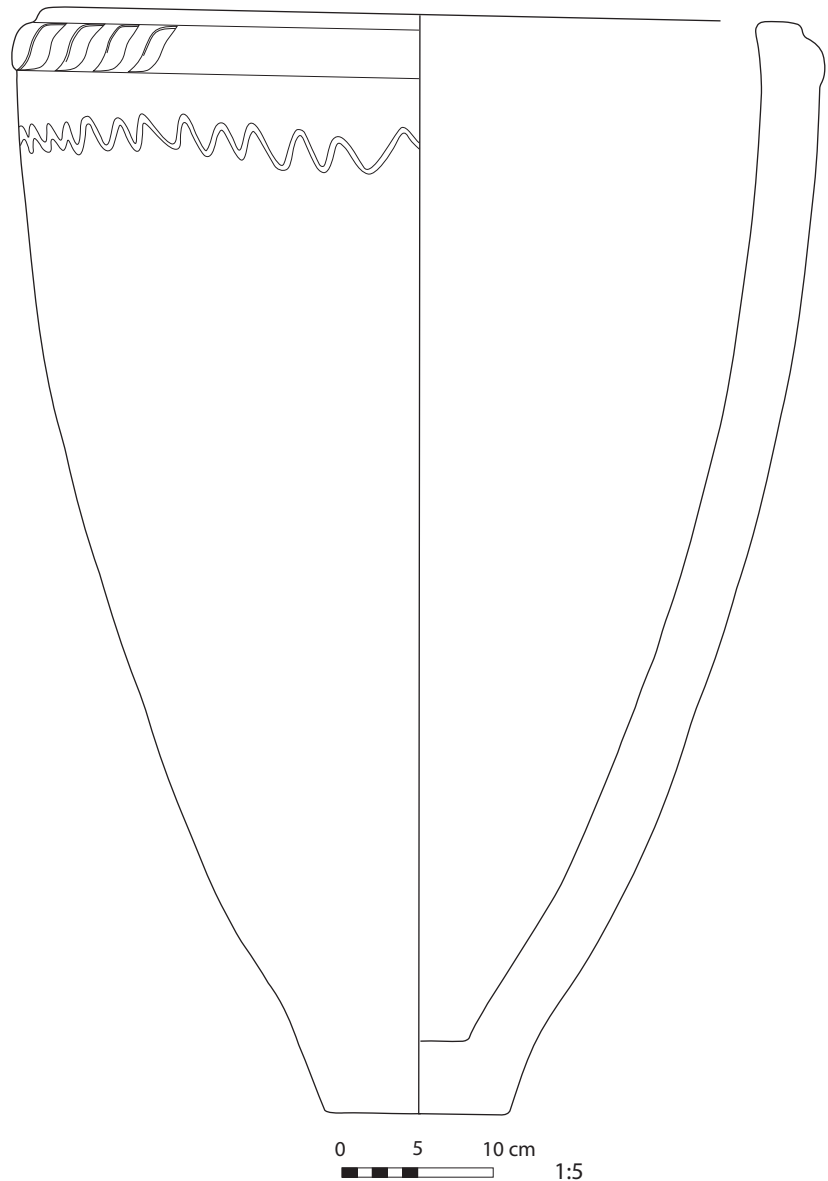
**Material:** Dakhla oasis red clay

**Manufacture:** thrown

**Surface:** smoothed, with wavy application below exterior rim

**Remark:** container for dyeing fabrics with indigo

**Reference:** Henein 1997: 147–149, Figure 76



### Modern 33

**Site:** el-Qasr, Dakhla

**Shape:** bowl with round base and thickened rim

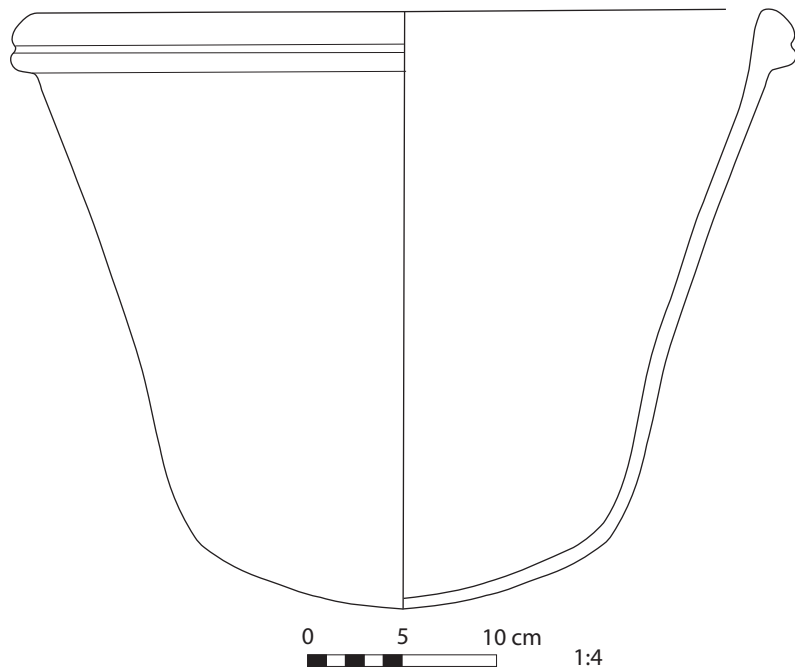
**Material:** Dakhla oasis red clay

**Manufacture:** thrown

**Surface:** smoothed

**Remark:** trough for animals (*denn sa'i*)

**Reference:** Henein 1997: 159–160, Figure 95



### Modern 34

**Site:** el-Qasr, Dakhla

**Shape:** small bowl with massive foot base and internal rim

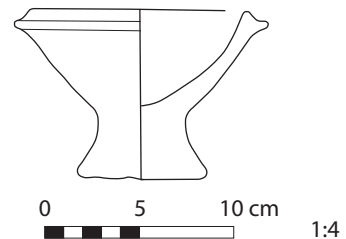
**Material:** Dakhla oasis red or white clay

**Manufacture:** thrown

**Surface:** smoothed

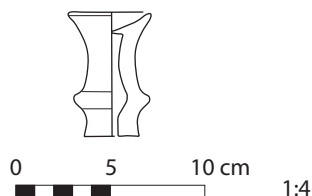
**Remark:** charcoal container for water pipe (*kaššaf*)

**Reference:** Henein 1997: 179, Figure 118



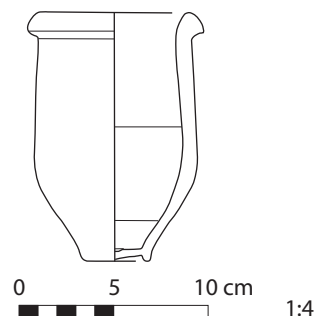
### Modern 35

**Site:** el-Qasr, Dakhla  
**Shape:** small cylinder-shaped vessel  
**Material:** Dakhla oasis red clay  
**Manufacture:** thrown  
**Surface:** smoothed  
**Remark:** container for tobacco in a water pipe  
**Reference:** Henein 1997: 179, Figure 119



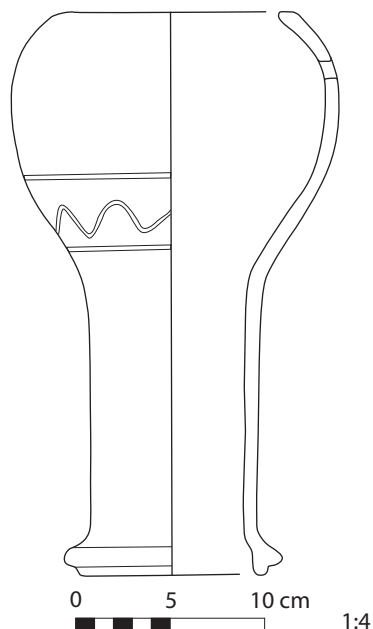
### Modern 36

**Site:** el-Qasr, Dakhla  
**Shape:** goblet with ring base and recurved rim  
*(talbisa)*  
**Material:** Dakhla oasis white clay  
**Manufacture:** thrown  
**Surface:** smoothed  
**Remark:** used to cover and protect the neck of Modern 4  
**Reference:** Henein 1997: 154, Figure 87



### Modern 37

**Site:** el-Qasr, Dakhla  
**Shape:** pear-shaped object  
**Material:** Dakhla oasis red clay  
**Manufacture:** thrown  
**Surface:** smoothed, with incised decoration  
**Remark:** drum *(tabla)*  
**Reference:** Henein 1997: 177, Figure 114





### Modern 38

**Site:** el-Qasr, Dakhla

**Shape:** conical pot with one handle

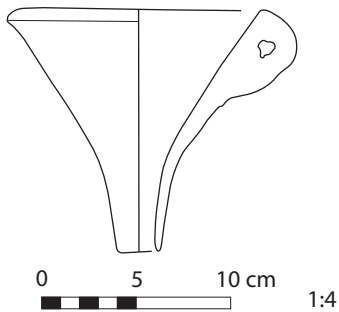
**Material:** Dakhla oasis red clay

**Manufacture:** thrown

**Surface:** smoothed

**Remark:** funnel (*mahgal*)

**Reference:** Henein 1997: 177, Figure 115



### Modern 39

**Site:** el-Qasr, Dakhla

**Shape:** large flat tray (top view)

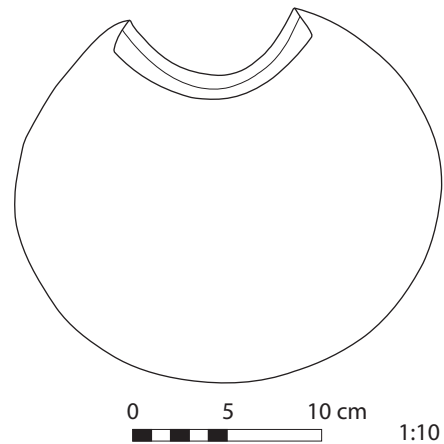
**Material:** marl with grog

**Manufacture:** thrown

**Surface:** smoothed

**Remark:** platform for bread oven

**Reference:** Henein 1997: 181, Figure 122



***Mari Girgis, Upper Egypt***

**Modern 40**

---

**Site:** Mari Girgis

**Shape:** large globular jar with long cylindrical neck


**Material:** alluvial

**Manufacture:** handmade

**Surface:** smoothed

**Remark:** pot for storing cereals or flour (*soma*)

**Reference:** Henein 1988: 52, Figure 29 left



## Modern 41

---

**Site:** Mari Girgis

**Shape:** large ovoid jar with flat base

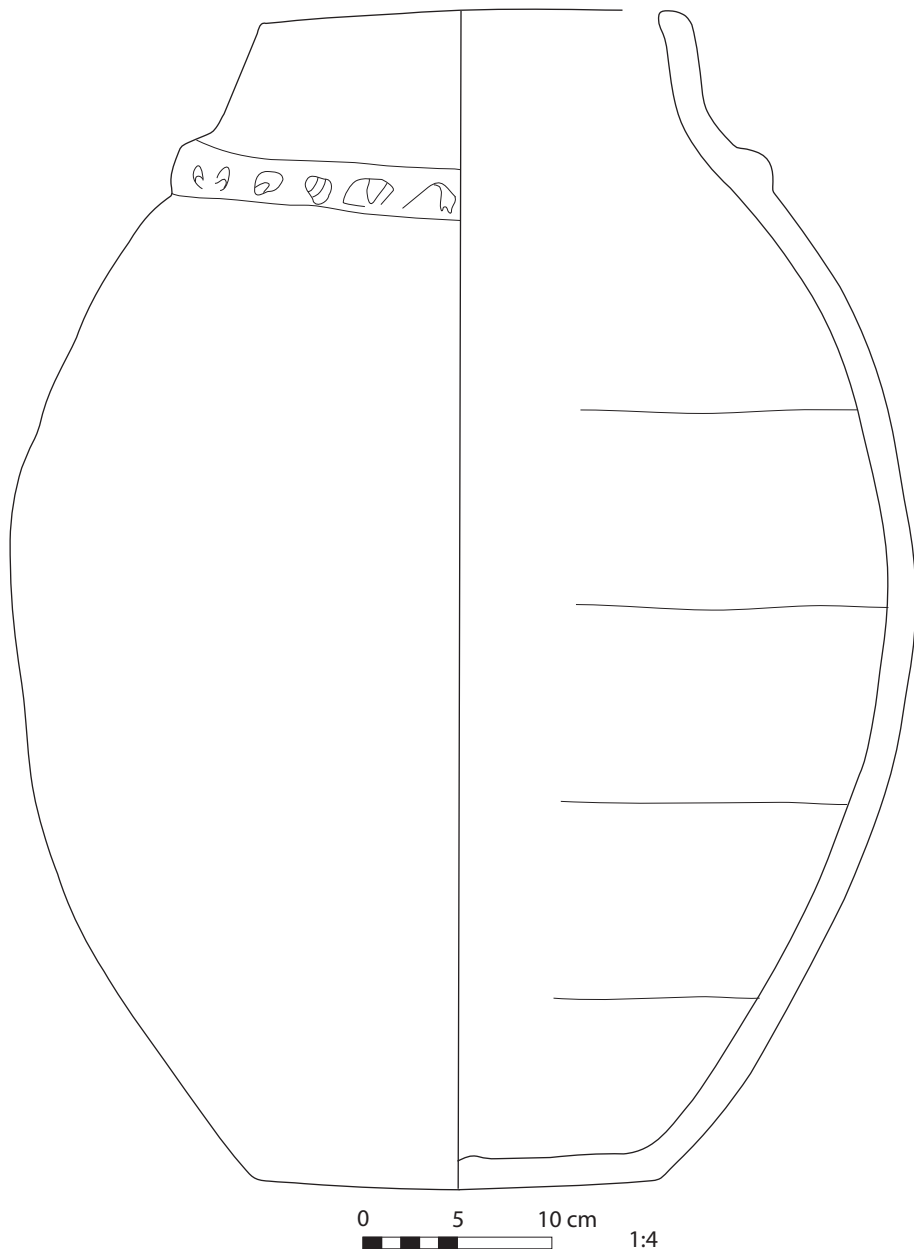
**Material:** alluvial

**Manufacture:** handmade

**Surface:** smoothed, with applied decoration around the neck

**Remark:** pot for storing cereals or flour (*soma*)

**Reference:** Henein 1988: 52, Figure 29 right



## Modern 42

---

**Site:** Mari Girgis

**Shape:** squat jar with wide flat base and two vertical handles

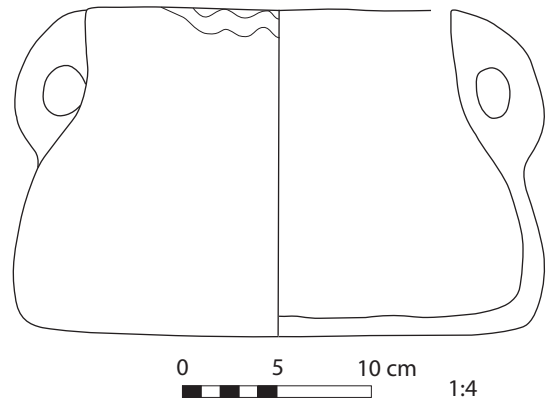
**Material:** alluvial

**Manufacture:** not stated

**Surface:** not stated, with applied wavy decoration on rim

**Remark:** cooking pot (*bram kibir*)

**Reference:** Henein 1988: 203, Figure 198, 2



## Modern 43

**Site:** Mari Girgis

**Shape:** jar with flaring rim and flat pierced base

**Material:** alluvial

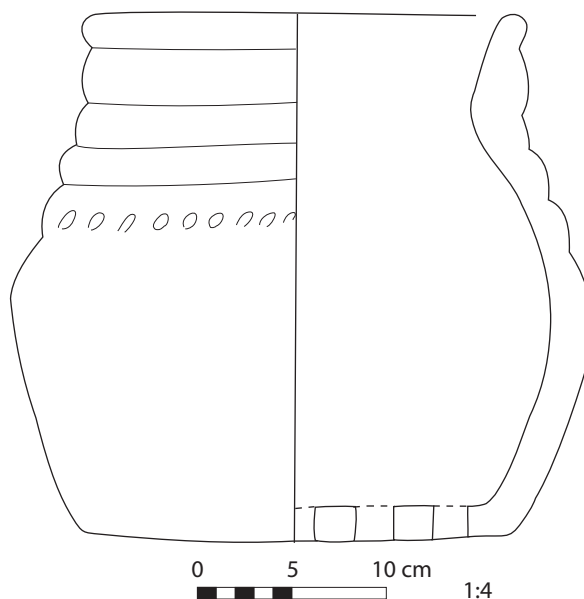
**Manufacture:** not stated

**Surface:** smoothed, with applied bands  
around neck and rope impression

**Remark:** steamer

(*gaduseyya* or *mebawaheyya*)

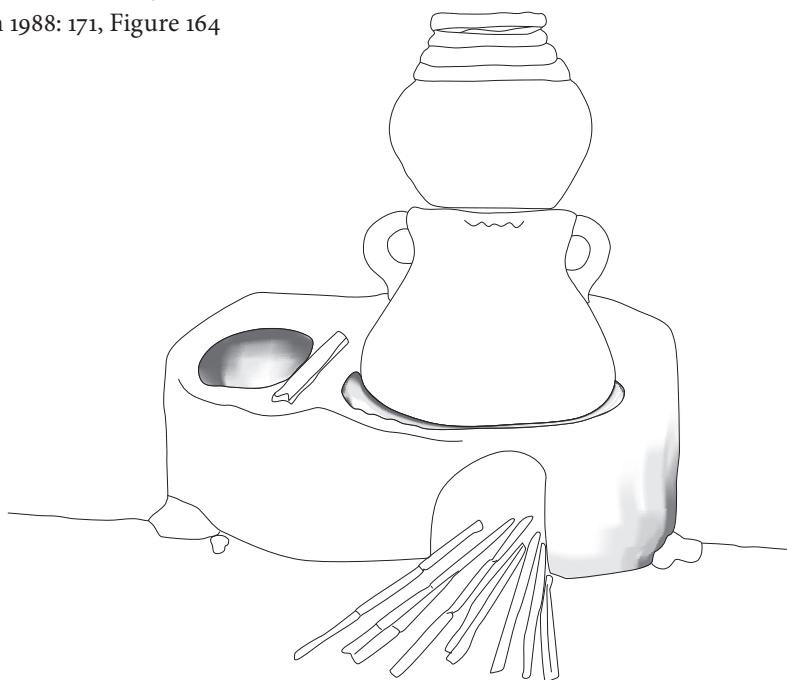
**Reference:** Henein 1988: 170, Figure 163



## Illustration of Steam Cooking

Top is Modern 43, Bottom is Modern 42

**Reference:** After Henein 1988: 171, Figure 164



## Modern 44

---

**Site:** Mari Girgis

**Shape:** jar with incurved walls, wide flat base, and two flat horizontal handles

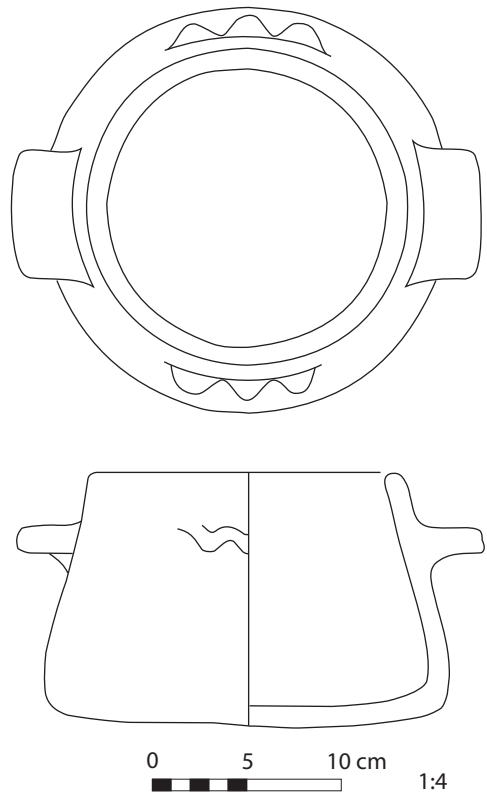
**Material:** alluvial

**Manufacture:** not stated

**Surface:** smoothed, with applied wavy decoration around rim

**Remarks:** cooking pot (*malazz*)

**Reference:** Henein 1988: 203, Figure 198, 1



## Modern 45

---

**Site:** Mari Girgis

**Shape:** bowl with flat base and two flat horizontal handles

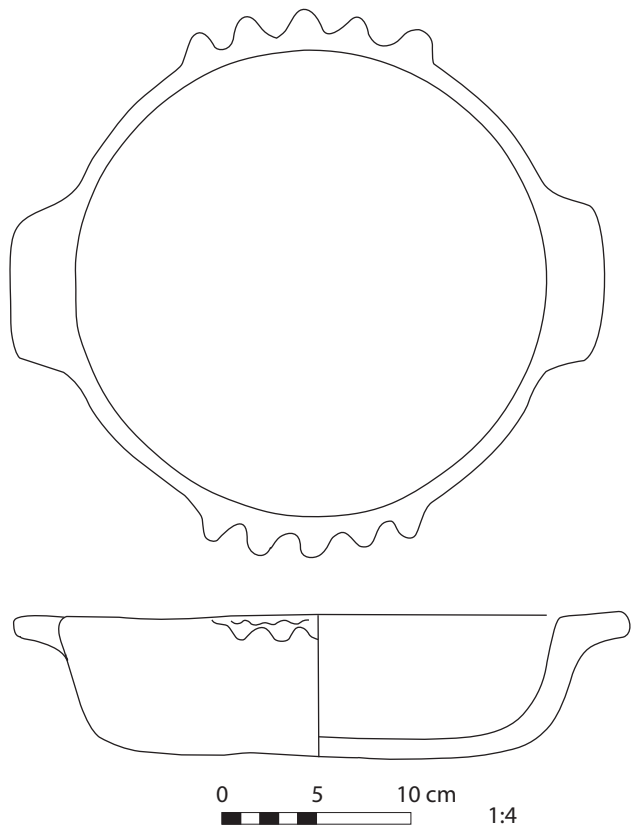
**Material:** alluvial

**Manufacture:** not stated

**Surface:** smoothed, with applied wavy decoration around rim

**Remark:** pot used for frying fish or eggplants (*zabdeyya* or *sugayyara*)

**Reference:** Henein 1988: 203, Figure 198, 3



## Modern 46

---

**Site:** Mari Girgis

**Shape:** jar with conical body, spouted rim, one vertical handle, and wide flat base

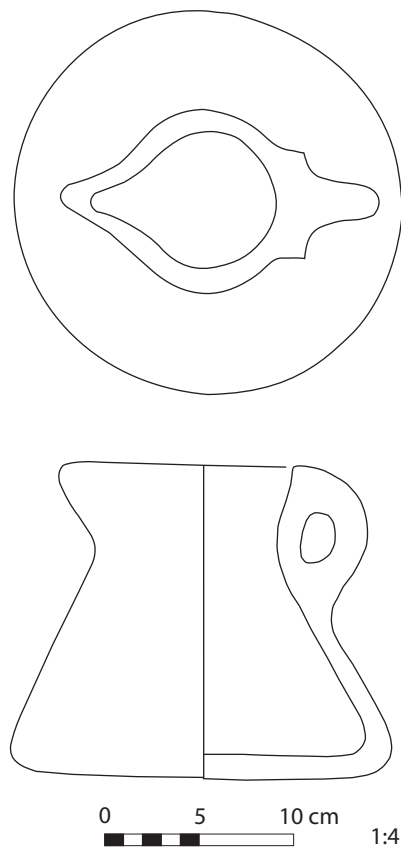
**Material:** alluvial

**Manufacture:** not stated

**Surface:** smoothed

**Remark:** storage jar for melted butter (*mintal*)

**Reference:** Henein 1988: 202–203, Figure 198, 4





## Modern 47

---

**Site:** Mari Girgis

**Shape:** large basin with round rim and flat base

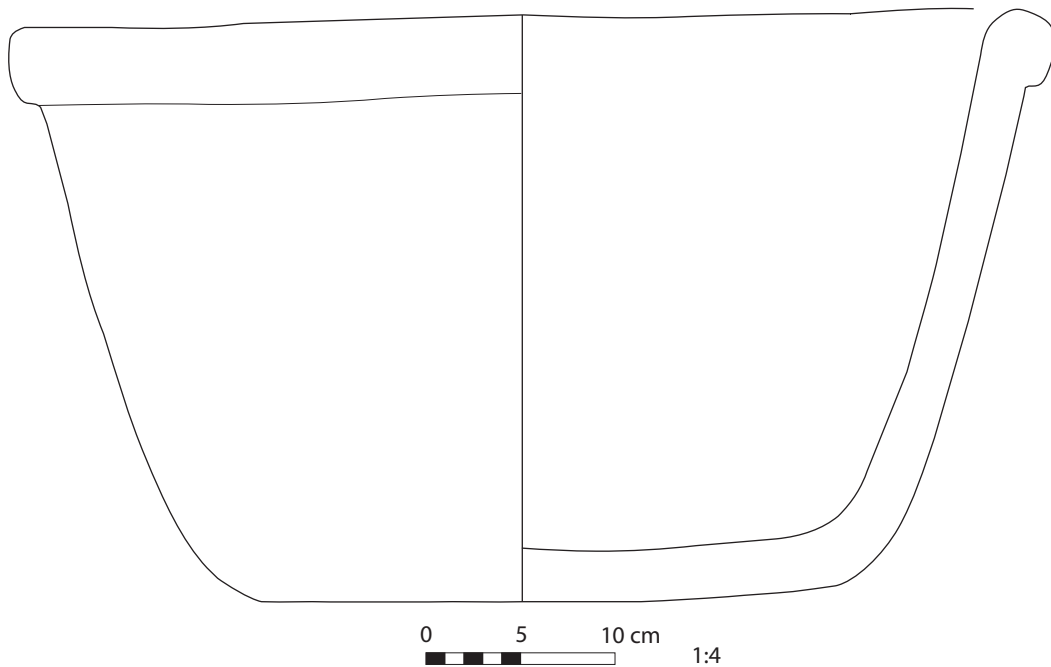
**Material:** alluvial

**Manufacture:** not stated

**Surface:** smoothed

**Remark:** pot for mixing dough (*magur*)

**Reference:** Henein 1988: 166, Figure 162



## Modern 48

---

**Site:** Mari Girgis

**Shape:** large vat with flat base

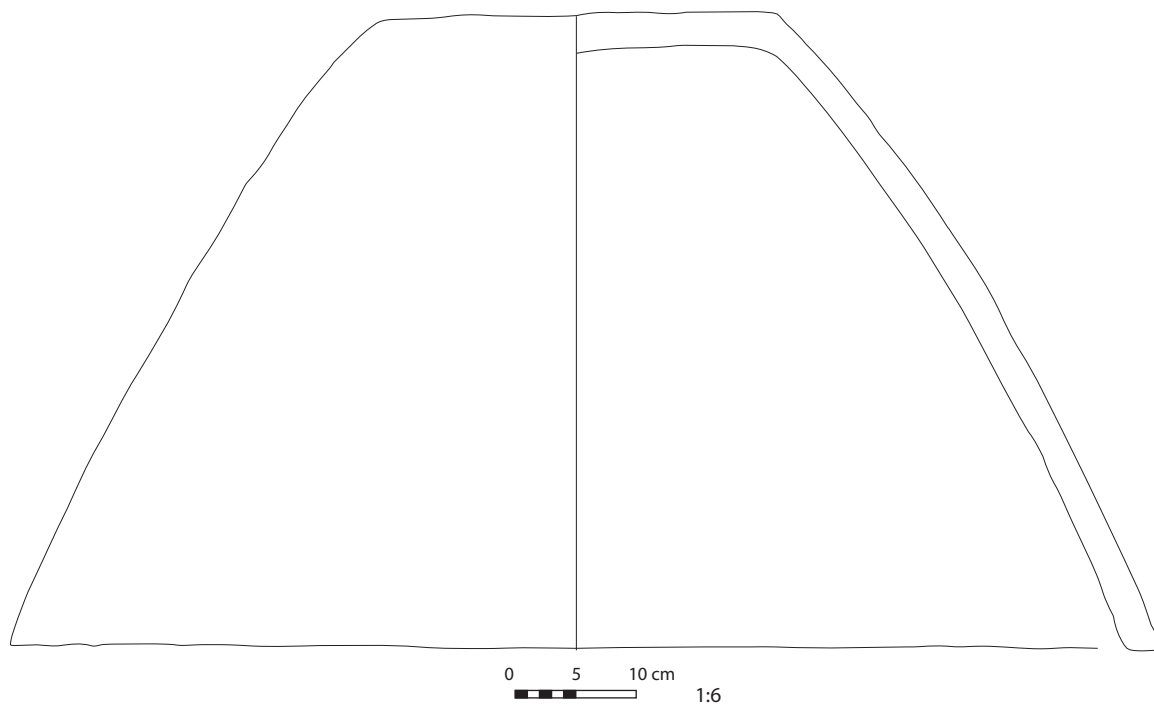
**Material:** alluvial

**Manufacture:** handmade

**Surface:** roughly smoothed

**Remark:** vessel used for covering dairy products (*makabba*)

**Reference:** Henein 1988: 163, Figure 155



***el-Nazla, Fayum***

**Modern 49**

---

**Site:** el-Nazla

**Shape:** globular jar with cylindrical neck and two handles

**Material:** Nile alluvium, with numerous straw inclusions

**Manufacture:** handmade, on the ground, paddle-and-ground technique

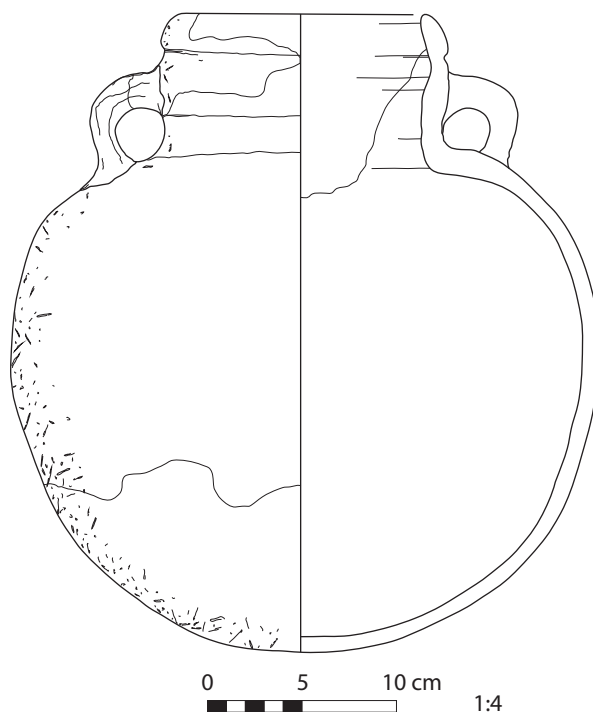
**Surface:** smoothed

**Remark:** water cooler, in two sizes

**Compare:** Henein 1992: 47, Figure 62; Nicholson 1995: 294, Figure 9.12: 3–4

**Reference:** not published, AERA project drawing

**Illustration:** Color Plate 15.1



## Modern 50

**Site:** el-Nazla

**Shape:** globular jar with cylindrical neck and two handles

**Material:** Nile alluvium, with numerous straw inclusions

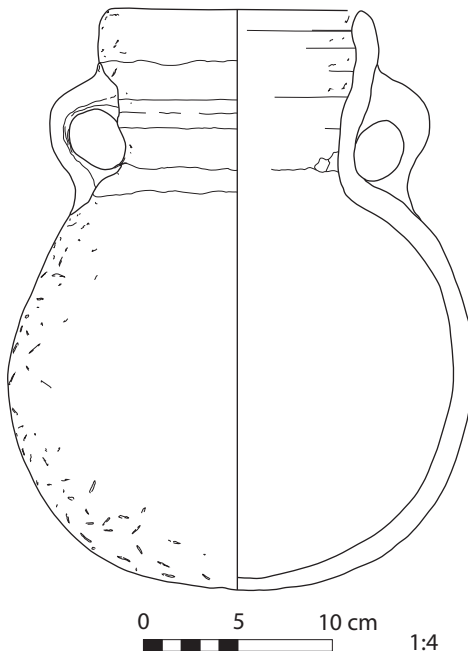
**Manufacture:** handmade, on the ground, paddle-and-ground technique

**Surface:** smoothed

**Remark:** water cooler, in two sizes

**Compare:** Henein 1992: 47, Figure 62; Nicholson 1995: 294, Figure 9.12: 3–4

**Reference:** not published, AERA project drawing



## Modern 51

**Site:** el-Nazla

**Shape:** globular jar with cylindrical neck, one spout, and one handle

**Material:** Nile alluvium, with numerous straw inclusions

**Manufacture:** handmade, on the ground, paddle-and-ground technique

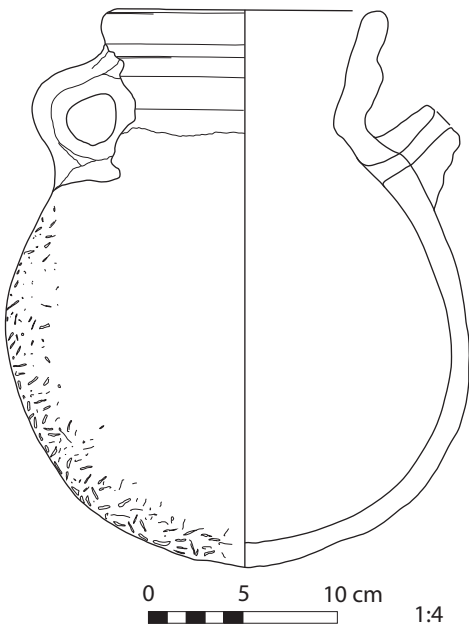
**Surface:** smoothed

**Remark:** jar for drinking water (*abriq*)

**Compare:** Henein 1992: 45, Figures 57, 61

**Reference:** not published, AERA project drawing

**Illustration:** Color Plate 15.2



## Modern 52

---

**Site:** el-Nazla

**Shape:** globular jar with modeled rim and a circular hole in the wall

**Material:** Nile alluvium, with numerous straw inclusions

**Manufacture:** handmade, on the ground, paddle-and-ground technique

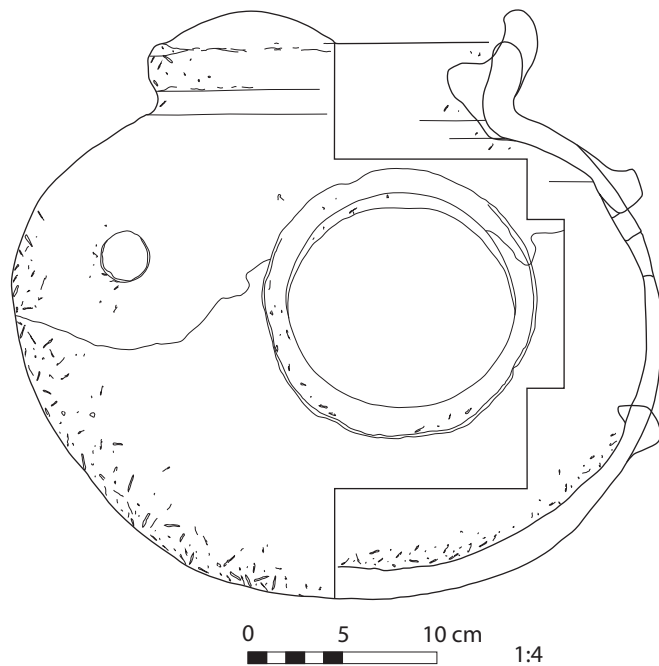
**Surface:** smoothed

**Remark:** small oven for cooking

**Compare:** Henein 1992: 48, Figure 63

**Reference:** not published, AERA project drawing

**Illustration:** Color Plate 16.3



## Modern 53

**Site:** el-Nazla

**Shape:** hemispherical bowl

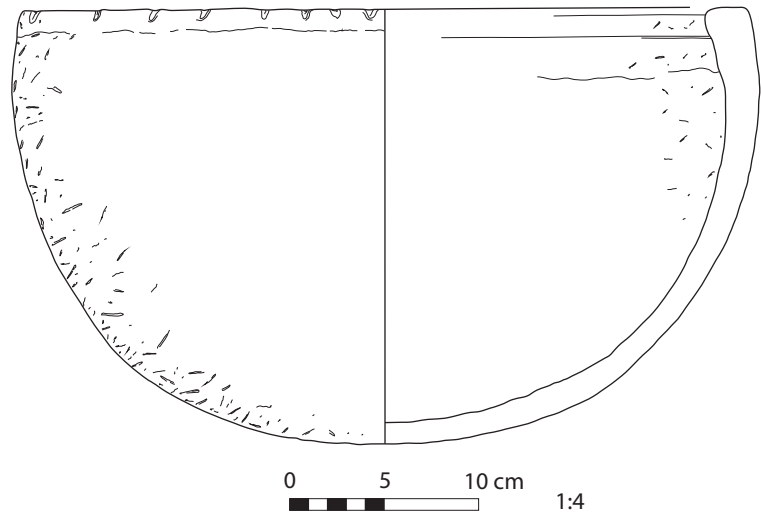
**Material:** Nile alluvium, with numerous straw inclusions

**Manufacture:** handmade, on the ground, paddle-and-ground technique

**Surface:** smoothed

**Compare:** Henein 1992: 47, Figure 60

**Reference:** not published, AERA project drawing



## Modern 54

**Site:** el-Nazla

**Shape:** hemispherical bowl

**Material:** Nile alluvium, with numerous straw inclusions

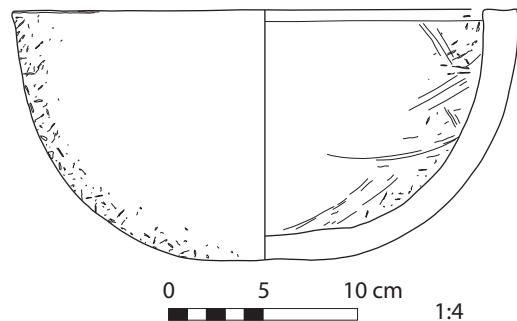
**Manufacture:** handmade, on the ground, paddle-and-ground technique

**Surface:** smoothed

**Compare:** Henein 1992: 47, Figure 60

**Reference:** not published, AERA project drawing

**Illustration:** Color Plate 16.2



## Modern 55

**Site:** el-Nazla

**Shape:** hemispherical bowl with holes

**Material:** Nile alluvium, with numerous straw inclusions

**Manufacture:** handmade, on the ground, paddle-and-ground technique

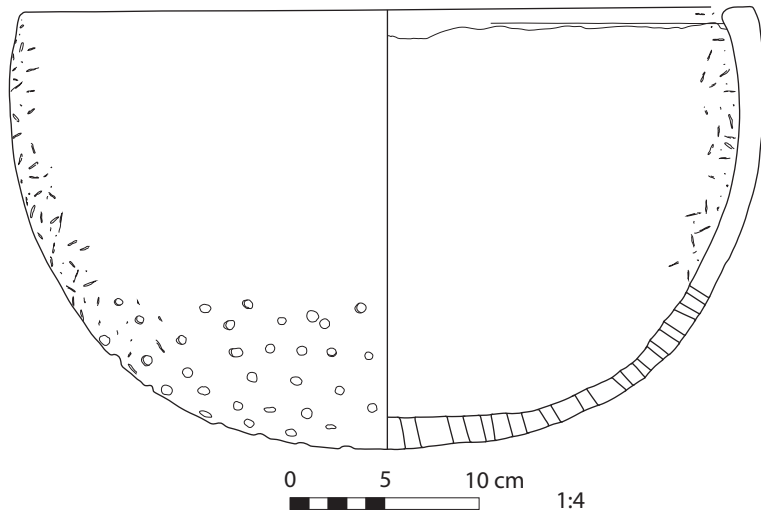
**Surface:** smoothed

**Remark:** steamer

**Compare:** Nicholson 1995: 294, Figure 9.12: 6

**Reference:** not published, AERA project drawing

**Illustration:** Color Plate 16.1



## Illustration

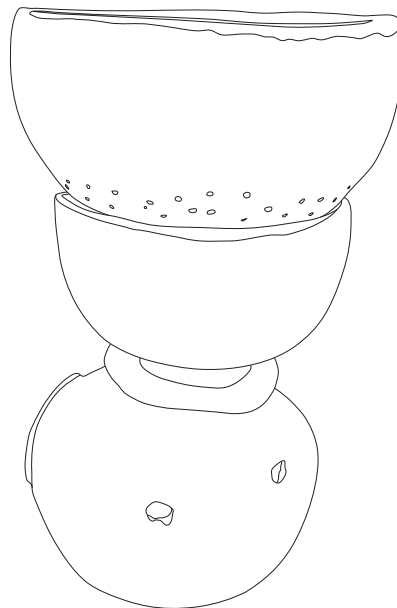
**Site:** el-Nazla

Drawing showing cooking installation with the use of oven, hemispherical bowl, and steamer, not to scale. AERA project drawing

**Top:** Modern 55

**Middle:** Modern 53

**Bottom:** Modern 52



## Modern 56

---

**Site:** el-Nazla

**Shape:** bowl with flaring walls and tall ring base

**Material:** Nile alluvium

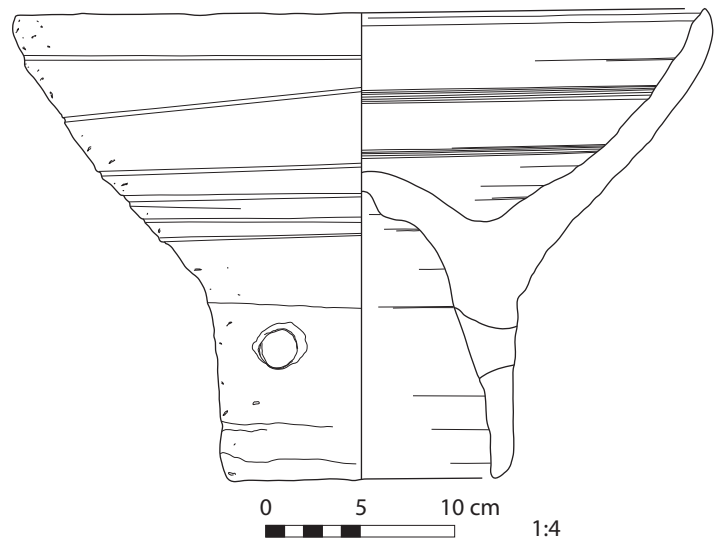
**Manufacture:** thrown

**Surface:** smoothed

**Remark:** stand

**Reference:** not published, AERA project drawing

**Illustration:** Color Plate 16.4





## Modern 57

**Site:** el-Nazla

**Shape:** cylindrical pipe

**Material:** Nile alluvium

**Manufacture:** thrown

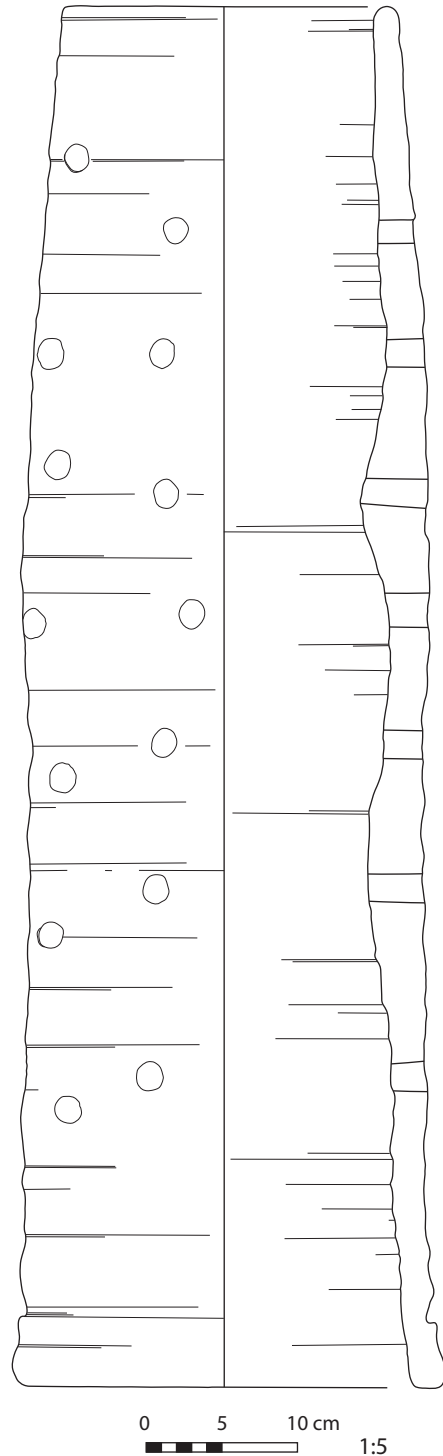
**Surface:** smoothed, with holes

**Remark:** irrigation pipe, stand

**Compare:** Nicholson 1995: 294, Figure 9.12: 5

**Reference:** not published, AERA project drawing

**Illustration:** Color Plate 15.3



## Modern 58

**Site:** el-Nazla

**Shape:** bag-shaped jar with flat base and rectangular hole in wall

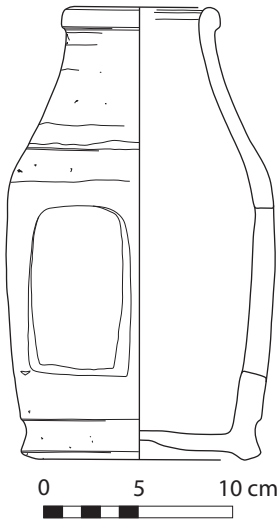
**Material:** silt

**Manufacture:** thrown

**Surface:** smoothed

**Remark:** used as a small heater, wood and reed for fuel placed inside

**Reference:** not published, AERA project drawing



## Modern 59

**Site:** el-Nazla

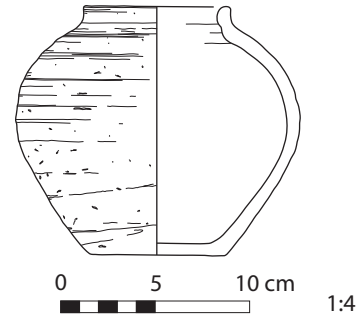
**Shape:** squat restricted vessel with flat base

**Material:** mixture (?)

**Manufacture:** thrown

**Surface:** smoothed

**Reference:** not published, AERA project drawing



**Fustat, Cairo**

**Modern 60**

**Site:** Fustat

**Shape:** jar with rounded body, long cylindrical neck, ring base, and filter in neck

**Material:** Nile alluvium

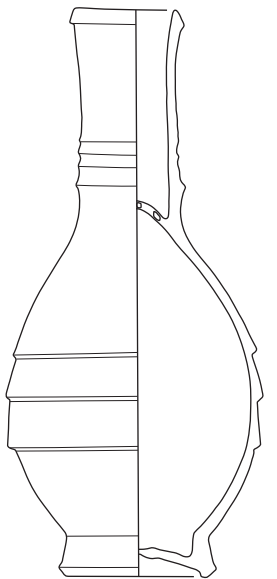
**Manufacture:** thrown

**Surface:** smoothed

**Remark:** water cooler (*qulla*)

**Compare:** Henein 1992: 12, Figure 4

**Reference:** Golvin, Thiriot, and Zakariya 1982: 28, Figure 14g



0 5 10 cm

1:4

**Modern 61, 62**

**Site:** Fustat


**Shape:** jar with rounded body, long cylindrical neck, ring base (*qulla*), with a lid

**Material:** Nile alluvium

**Manufacture:** thrown

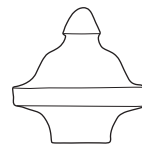
**Surface:** smoothed, with applied decoration

**Reference:** Golvin, Thiriot, and Zakariya 1982: 29, Figure 14i



0 5 10 cm

1:4



0 5 10 cm

1:4

### Modern 63

**Site:** Fustat

**Shape:** jar with rounded body, long cylindrical neck, ring base, also with one handle and spout

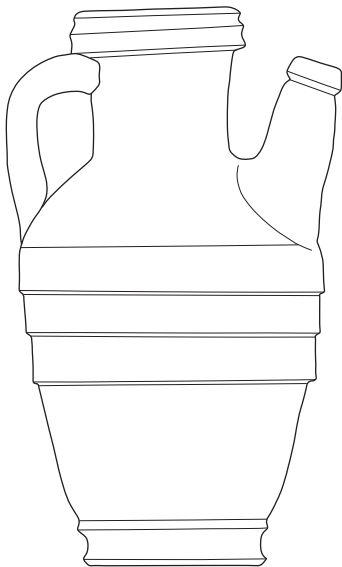
**Material:** Nile alluvium

**Manufacture:** thrown

**Surface:** smoothed

**Remark:** water jug (*abriq*)

**Reference:** Golvin, Thiriot, and Zakariya 1982: Figure 20j



0 5 10 cm

1:4

### Modern 64

**Site:** Fustat

**Shape:** jar with ovoid body, wide rim, and rounded base

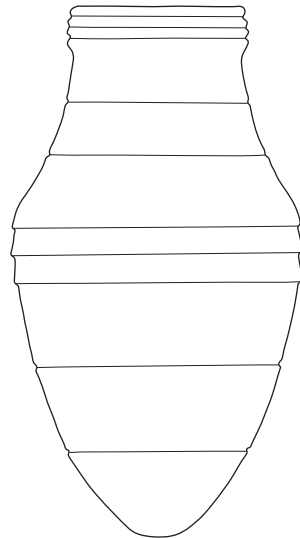
**Material:** Nile alluvium

**Manufacture:** thrown

**Surface:** smoothed

**Remark:** jar for water storage (*zir* ?)

**Reference:** Golvin, Thiriot, and Zakariya 1982: Figure 20i



0 5 10 cm

1:4

## Modern 65

**Site:** Fustat

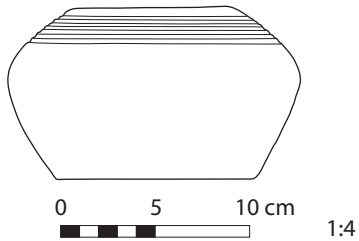
**Shape:** bowl with incurved walls and flat base

**Material:** Nile alluvium

**Manufacture:** thrown

**Surface:** smoothed

**Reference:** Golvin, Thiriot, and  
Zakariya 1982: Figure 20m



## Modern 66

**Site:** Fustat

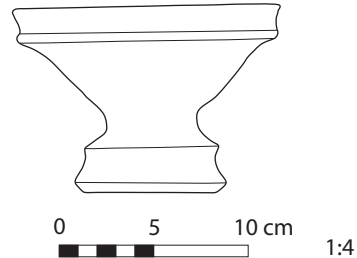
**Shape:** bowl with high ring foot

**Material:** Nile alluvium

**Manufacture:** thrown

**Surface:** smoothed

**Reference:** Golvin, Thiriot, and  
Zakariya 1982: Figure 20g



## Modern 67

**Site:** Fustat

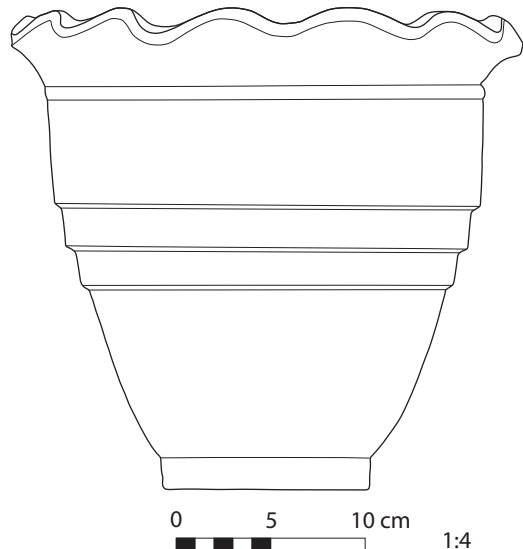
**Shape:** deep basin with wavy rim  
and flat base

**Material:** Nile alluvium

**Manufacture:** thrown

**Surface:** smoothed

**Reference:** Golvin, Thiriot, and  
Zakariya 1982: Figure 20a



## Modern 68

**Site:** Fustat

**Shape:** pear-shaped object

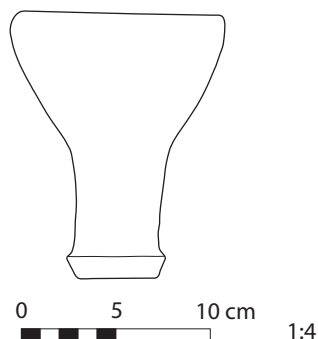
**Material:** Nile alluvium

**Manufacture:** thrown

**Surface:** smoothed

**Remark:** drum (*tabla*)

**Reference:** Golvin, Thiriot, and Zakariya 1982: 36–38, Figure 20c



## Modern 69

**Site:** Middle Egypt

**Shape:** jar with rounded body, long cylindrical neck, flat base, and filter in neck

**Material:** Nile alluvium

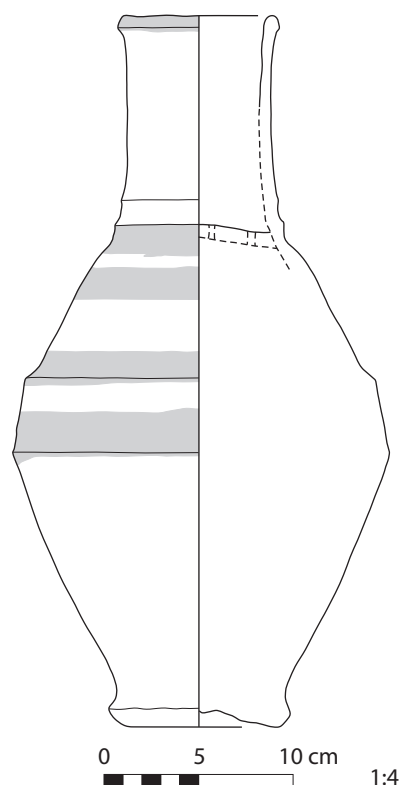
**Manufacture:** thrown

**Surface:** smoothed, white painted bands running around the body

**Remark:** water cooler (*qulla*) typical for the Delta production

**Compare:** Henein 1992: 12, Figure 4

**Reference:** not published, AERA project drawing



## Further Reading: a Selection for Volume 4

---

- ‘Abd al-Raziq, A. 1967. Documents sur la poterie d’époque mamelouke sharaf al Abawani. *Annales Islamologique* 7: 21–32.
- . 1988. Le sgraffito de l’Égypte mamluke dans la collection d’Al-Sabah. *Annales Islamologique* 24: 1–23.
- Allan, J. 1991. *Islamic Ceramics*. Oxford: Ashmolean Museum.
- Aston, D. A. 1999. *Elephantine XIX: Pottery from the Late New Kingdom to the Early Ptolemaic Period*, AV 95. Mainz am Rhein: Philipp von Zabern.
- Bahgat, A., and F. Massoul. 1930. *Le céramique musulmane de l’Égypte*. Cairo: IFAO.
- Bailey, D. M. 1990. Late Roman Pottery in the Nile Valley. A Discussion. In *Coptic and Nubian Pottery, International Workshop, Nieborow, August 29–31, 1988*, edited by W. Godłowski, 27–28. Warsaw: National Museum in Warsaw.
- . 1991. Islamic Glazed Pottery from Ashmunein. A Preliminary Note. *CCE* 2: 205–219.
- . 1996. The Pottery from the South Church at el-Ashmunein. *CCE* 4: 47–111.
- . 1998. *Excavations at El-Ashmunein v: Pottery, Lamps and Glass of the Late Roman and Early Arab Periods*. London: British Museum Press.
- . 2007. A Form of Amphores Égyptiennes 3 from the South-West Fayum. *CCE* 8: 227–236.
- Bailey, D. M., W. V. Davis, and A. J. Spencer. 1982. *British Museum Expedition to Middle Egypt, Ashmunein (1980)*, British Museum Occasional Paper No. 37. London: British Museum Press.
- Ballet, P. 1991. Instruments de la passion du Christ en Égypte. Une “majolique archaïque” au Musée Copte (Vieux-Caire). *Annales Islamologique* 25: 305–310.
- . 1995. Relations céramiques entre l’Égypte et Chypre à l’époque gréco-romaine et byzantine. In *Hellenistic and Roman Pottery in the Eastern Mediterranean—Advances in Scientific Studies. Acts of the 11 Nieborów Pottery Workshop. Nieborów, 18–20 December 1993*, edited by H. Meyza and J. Młynarczyk, 11–25. Warsaw: Research Centre for Mediterranean Archaeology, Polish Academy of Sciences.
- . 1997a. La céramique romaine. Haut et Bas-Empire. *CCE* 5: 145–149.
- . 1997b. Péluse. Le théâtre romain. *CCE* 5: 109–121.
- . 1997c. Tell Al-Farama Sud. *CCE* 5: 123–128.
- . 1997d. Tell Al-Moufarig. *CCE* 5: 47–55.
- . 1997e. Tell Al-Kanaïs. *CCE* 5: 129–133.
- . 2007a. Les amphores de Kysis/Douch (1985–1990). Oasis de Kharga. *CCE* 8: 481–487.
- . 2007b. Un atelier d’amphores LRA 5/6 à pâte alluviale dans le Delta occidental (Kôm Abou Billou/Térénouthis). *CCE* 8: 157–160.
- . 2007c. ‘Uyûn Mûsâ et sa production d’amphores byzantines ou proto-islamiques. *CCE* 8: 621–626.

- Ballet, P., F. Béguin, G. Lecuyot, and A. Schmitt. 2006. De nouvelles techniques céramiques à Bouto? In *L'apport de l'Égypte à l'histoire des techniques: méthodes, chronologie et comparaisons*, edited by B. Mathieu, D. Meeks, and M. Wissa, 15–30. Cairo: IFAO.
- Ballet, P., M. F. Boussac, and A. Enklaar. 2001. Les hydries de Hadra. In *Nécropolis 1*, edited by J. Y. Empereur and M. D. Nenna, 273–290. Cairo: IFAO.
- Ballet, P., and C. Harlaut. 2001. Introduction à la céramique de Gabbari. In *Nécropolis 1*, edited by J. Y. Empereur and M. D. Nenna, 295–368. Cairo: IFAO.
- Ballet, P., F. Mahmoud, M. Vichy, and M. Picon. 1991. Artisan de la céramique dans l'Égypte romaine tardive et byzantine. Prospections d'ateliers de potiers de Minia à Assouan. *CCE* 2: 129–144.
- Ballet, P., and M. Picon. 1987. Recherches préliminaires sur les origines de la céramique des Kellia (Égypte). *CCE* 1: 17–48.
- Ballet, P., and M. Vichy. 1992. Artisan de la céramique dans l'Égypte hellénistique et romaine. Ateliers du Delta, d'Assouan et de Kharga. *CCE* 3: 109–119.
- Barnard, H. 2002. Eastern Desert Ware, a First Introduction. *Sudan and Nubia* 6: 53–57.
- Barnard, H., A. N. Dooley, and K. F. Faull. 2005. New Data on the Eastern Desert Ware from Sayala (Lower Nubia) in the Kunsthistorisches Museum, Vienna. *Ägypten und Levante* 15: 49–64.
- Bavay, L. 2007. Les amphores d'un anachorète copte de la montagne thébaine. *CCE* 8: 389–399.
- Bavay, L., J. L. Bovot, and O. Lavigne. 2000. La céramique romaine tardive et byzantine de Tanis. Prospection archéologique sur le Tell Sân el-Hagar. *CCE* 6: 39–75.
- Bianquis, T., and A. Watson. 1974. Numismatics and the Dating of Early Islamic Pottery in Egypt. In *Near Eastern Numismatics, Iconography, Epigraphy and History: Studies in Honour of George C. Miles*, edited by D. K. Kouymjian, 163–173. Beirut: American University in Beirut.
- Blondé, F., P. Ballet, and J. F. Salles. 2002. *Céramiques hellénistiques et romaines: productions et diffusion en Méditerranée orientale (Chypre, Égypte et côte syro-palestinienne)*. Lyon: Maison de l'Orient Méditerranéen-Jean Pouilloux.
- Bonifay, M. 2007. Observations préliminaires sur les amphores africaines de l'oasis de Bahariya. *CCE* 8: 451–462.
- Brissaud, P. 1982. Les ateliers de potiers de la région de Louqsor. *Bd'E* 78. Cairo: IFAO.
- Brissaud, P. 1987. Répertoire préliminaire de la poterie trouvée à San El-Hagar (1er partie). *CCE* 1: 77–80.
- Brun, J. P. 2007. Amphores égyptiennes et importées dans les praesidia romains des routes de Myos Hormos et de Bérénice. *CCE* 8: 505–523.
- Brunton, G. 1937. *Mostagedda and the Tasian Culture*. London: B. Quaritch.
- Calament, F. 2007a. La représentation des amphores dans la petite plastique à l'époque romaine. *CCE* 8: 737–750.
- . 2007b. Les amphores en contexte funéraire à Antinoé. *CCE* 8: 727–735.
- Cankardes Senol, G. 2001. Stamped Amphora Handles from the Necropolis of Gabbari. In *Nécropolis 1*, edited by J. Y. Empereur and M. D. Nenna, 397–408. Cairo: Institut Français d'Archéologie Orientale.
- . 2007. Stamped Amphora Handles Found in the Rescue Excavations of CEAlex in Alexandria. *CCE* 8: 33–56.



- De Paepe, P., and B. Gratien. 1995. Petrological and Chemical Analysis of Pottery from Tell el-Herr (Egypt): Nile Mud and Marl Wares. In *Hellenistic and Roman Pottery in the Eastern Mediterranean—Advances in Scientific Studies. Acts of the 11 Nieborów Pottery Workshop. Nieborów, 18–20 December 1993*, edited by H. Meyza and J. Młynarczyk, 61–81. Warsaw: Research Centre for Mediterranean Archaeology Polish Academy of Sciences.
- Décobert, C., and R. P. Gayraud. 1982. Une céramique d'époque mamelouke trouvée à Tod. *Annales Islamologique* 18: 95–104.
- . Une céramique d'époque mamelouke trouvée à Tod. *Annales Islamologique* 18: 95–104.
- Defernez, C. 2007. Le mobilier amphorique provenant d'un édifice monumental découvert sur le site de Tell el-Herr (Nord-Sinaï). *CCE* 8: 547–620.
- Dixneuf, D. 2007. Les amphores égyptiennes et importées découvertes à Tell el-Makhzan dans le Nord-Sinaï (ive–viii siècles apr. J.C.). *CCE* 8: 539–546.
- Dixneuf, D., and G. Lecuyot. 2007. Note préliminaire sur les amphores découvertes par la mission Recherches sur les ateliers hellénistiques et romains de Bouto (2002–2003). *CCE* 8: 135–141.
- Dixneuf, D., and S. Marchand. 2007. Amphores et conteneurs égyptiens et importés du viie siècle apr. J.-C. Sondages récents de Baouît (2003–2004). *CCE* 8: 309–343.
- Egloff, M. 1977. Kellia: la poterie copte: 4 siècles d'artisanat et d'échanges en Basse Égypte. Geneva: Georg. Librairie de l'Université.
- Empereur, J. Y., and M. Picon. 1986. À la recherche des fours d'amphores, *Bulletin de Correspondance hellénique*, Supplement 13, edited by J. Y. Empereur and Y. Garlan, 103–126.
- . 1989. Les régions de production d'amphores impériales en Méditerranée orientale. In *Amphores romaines et histoire économique, dix ans de recherche, Actes du colloque de Sienne (22–24 mai 1986)*, 223–248. Rome: Ecole française de Rome.
- . 1992. Le reconaissance des productions des ateliers céramique: l'exemple de la Maréotide. *CCE* 3: 145–152.
- Engemann, J. 1992. À propos des amphores d'Abou Mina. *CCE* 3: 153–159.
- Enklaar, A. 2003. Les vases cinéraire. Secteur 5 de la fouille du pont de Gabbari. In *Nécropolis 2*, edited by J. Y. Empereur and M. D. Nenna, 391–405. Cairo: Institut Français d'Archéologie Orientale.
- Faiers, J., S. Clarkson, B. Kemp, G. Pyke, and R. Reece. 2005. *Late Roman Pottery at Amarna and Related Studies, Excavation Memoirs 72*. London: Egypt Exploration Society.
- Finkielsztejn, G. 2007. Note sur les amphores égyptiennes d'époque ptolémaïque trouvées au Levant sud. *CCE* 8: 705–709.
- François, V. 1998. La céramique médiévale d'Alexandrie. In *Colloque International d'Archéologie Islamique: IFAO, le Caire, 3–7 février 1993*, edited by R. P. Gayraud, 319–334. Cairo: IFAO.
- . 1999. *Céramique médiévales à Alexandrie: Contribution à l'histoire économique de la ville Études Alexandrines*. Cairo: IFAO.
- French, P. 1992. A Preliminary Study of Pottery in Lower Egypt in the Late Dynastic and Ptolemaic Periods. *CCE* 3: 83–93.
- . 1997. Late Period–Ptolemaic in North Sinai. *CCE* 5: 141–143.

- Gallorini, C. 2007. Late Period and Ptolemaic Pottery from the Work of the Saqqara Geophysical Survey Project. In *Proceedings of the Ninth International Congress of Egyptologists–Actes du neuvième Congrès international des égyptologues, Grenoble 6–12 September 2004*, edited by J. C. Goyon and C. Cardin, 789–798. OLA 150. Leuven: Peeters.
- Gantès, L. F. 2007. Les amphores commerciales, grecques, levantines et égyptiennes découvertes à Naucratis: une révision récente. *CCE* 8: 143–155.
- Gascoigne, A. L. 2007. Amphorae from Old Cairo: a Preliminary Note. *CCE* 8: 161–173.
- Gayraud, R. P. 1984. La céramique des fouilles d'Al Qasaba (oasis de Dakhla). *Annales Islamologique* 20: 143–149.
- . 1986. Céramiques trouvées lors de la restauration de la madrasa Tatar el-Higaziyya (Le Caire). *Annales Islamologique* 22: 35–49.
- . 2006. La réapparition des céramiques à glaçure en Égypte. In *L'apport de l'Égypte à l'histoire des techniques: méthodes, chronologie et comparaisons*, edited by B. Mathieu, D. Meeks and M. Wissa, 101–116. Cairo: IFAO.
- Gempeler, R. D. 1992. *Elephantine x. Die Keramik Römischer bis Früharabischer Zeit*, AV 43. Mainz am Rhein: Philipp von Zabern.
- Ghaly, H. 1992. Pottery Workshops of Saint-Jeremia (Saqqara). *CCE* 3: 161–171.
- Gratien, B. 1997. Tell el-Herr, sondage stratigraphique. *CCE* 5: 71–80.
- Hayes, J. W. 1972. *Late Roman Pottery*. London: British School at Rome.
- . 1976. *Roman Pottery in the Royal Ontario Museum: a Catalogue*. Toronto: Royal Ontario Museum.
- . 1980. *A Supplement to Late Roman Pottery, Supplementary Volume of the British School at Rome*. London: British School at Rome.
- . 1997. *Handbook of Mediterranean Roman Pottery*. Norman: University of Oklahoma Press.
- Henein, N. H. 1988. *Mari Girgis. Village de haut-Egypte*. Cairo: IFAO.
- . 1997. Poterie et potiers d'al-Qasr, Oasis de Dakhla, Bd'É 116. Cairo: IFAO.
- . 1992a. *Poteries et proverbes d'Égypte*. Cairo: IFAO.
- . 1992b. L'atelier de potier de Badura à Al'Qasr (oasis Dakhla). Observations techniques. *CCE* 3: 191–201.
- Hope, C. A., M. A. J. Eccleston, O. E. Kaper, S. Marchand, and D. Darnell. 2000. Kegs and Flasks from the Dakhleh Oasis. *CCE* 6: 189–234.
- Hope, C. A., and A. Ross. 2007. Imported Amphorae from Dakhleh Oasis. *CCE* 8: 463–480.
- Jacquet-Gordon, H. 1972. *Les ermitages chrétien du désert d'Esna III, Céramique et objets*. Cairo: IFAO.
- . 1997. An Indigenous Egyptian Black Ware of the Ptolemaic Period. In *Ancient Egypt, the Aegean and the Near East: Studies in Honour of Martha Rhoads Bell*, edited by J. Phillips, 287–295. San Antonio, TX: Van Siclen.
- Joël, G. 1992. Céramiques glaçurées d'époques islamique trouvées à Tod. *Annales Islamologique* 26: 1–18.

- Kooij, G. van der, and W. Wendrich. 2002. The Potters of el-Fustat (Cairo) and el-Nazla (Fayoum). In *Moving Matters. Ethnoarchaeology in the Near East. Proceedings of the International Seminar held in Cairo, 7–10 December 1998*, edited by W. Wendrich and G. van der Kooij, 147–158. Leiden: Research School of Asian, African, and Amerindian Studies, Universiteit Leiden.
- Kubiak, W. B. 1998. Pottery from the North-Eastern Mediterranean Countries Found at Fustat. In *Colloque International d'Archéologie Islamique*, edited by R. P. Gayraud, 335–346. Cairo: IFAO.
- Kubiak, W. B., and G. T. Scanlon. 1989. *Fustat Expedition Final Report. 2: Fustat-C, American Research Center in Egypt Reports* 11. Winona Lake, IN: Eisenbrauns.
- Laubenheimer, F. 2007. Amphores égyptiennes en Gaule. *CCE* 8: 651–655.
- Lauffray, J. 1995. Le mobilier céramique et les objets divers. In *La chapelle d'Achôris à Karnak. Les fouilles, l'architecture, le mobilier et l'anastylose*, edited by J. Lauffray, C. Traunecker, 87–109. Paris: Recherche sur les civilisations.
- Lecuyot, G. 1996. La céramique de la Vallée des Reines. Bilan préliminaire. *CCE* 4: 145–169.
- . 2007a. Amphores de la Basse Époque à l'époque copte provenant de Saqqâra, secteur du mastaba d'Akhethetep. *CCE* 8: 199–206.
- . 2007b. Amphores provenant de Thèbes-Ouest de la Basse Époque à l'époque copte. *CCE* 8: 377–387.
- Lecuyot, G., and G. Pierrat-Bonnefois. 2004. Corpus de la céramique de Tôd. Fouilles 1980–1983 et 1990. *CCE* 7: 145–209.
- Lecuyot, G., and G. Pierrat. 1992. À propos des lieux de production de quelques céramiques trouvées à Tôd et dans la Vallée des Reines. *CCE* 3: 173–180.
- Mahmoud, F. 1992. Les argiles dans l'Égypte actuelle. Leur destination artisanale et industrielle. *CCE* 3: 183–189.
- Majcherek, G. 2007. Aegean and Asia Minor Amphorae from Marina el-Alamein. *CCE* 8: 9–31.
- Majcherek, G., and A. El-Shennawi. 1992. Research on Amphorae Production on the Northeastern Coast of Egypt. *CCE* 3: 129–136.
- Marangou, A. 2007a. Importation d'amphores égyptiennes dans le bassin égéen. *CCE* 8: 669–674.
- . 2007b. Quelques amphores égyptiennes des époques ptolémaïque et romaine à Chypre. *CCE* 8: 675–679.
- Marangou, A., and S. Marchand. 2007. Conteneurs importés et égyptiens de Tebtynis (Fayoum) de la deuxième moitié du i<sup>er</sup> siècle av. J.-C. au x<sup>e</sup> siècle apr. J.-C. (1994–2002). *CCE* 8: 239–295.
- Marchand, S. 1996. Le céramique de i<sup>er</sup> siècle av. J.-C. découverte à Tebtynis. *CCE* 4: 171–188.
- . 2007a. Les amphores égyptiennes et importées de la Basse Époque à l'époque arabe. Abou Rawash (1995–2004). *CCE* 7: 175–188.
- . 2007b. Amphores de Karnak (Cfeetk, secteur du tombeau d'Osiris) et de Dendara (IFAO, prospections et sondages sous la basilique). *CCE* 8: 369–376.
- . 2007c. Les conteneurs de transport et de stockage de l'oasis de Kharga de la Basse Époque (xxvii<sup>e</sup>–xxx<sup>e</sup> dynasties) à l'époque ptolémaïque. *CCE* 8: 489–502.
- Marchand, S., and M. Baud. 1996. *La céramique miniature d'Abou Rawash. Un dépôt à l'entrée des enclos orientaux*. BIFAO 96, 255–288.

- Marchand, S., and D. Laisney. 2000. Le survey de Dendera (1996–1997). *CCE* 6: 261–297.
- Marouard, G. 2007. Quelques amphores d'époque hellénistique et romaine de Karnak (Cfeetk). *CCE* 8: 345–359.
- Marquié, S. 2007. Les amphores trouvées dans le Wadi Natrun (Beni Salama et de Bir Hooker). *CCE* 8: 77–114.
- Marquié, S., and J. C. Sourisseau. 2007. Les amphores égyptiennes d'époques hellénistique et romaine à Kition, Amathonte et Potamia-Agios Sozomenos (Chypre). *CCE* 8: 681–693.
- Marzouk, M. A. 1957. Three Signed Specimens of Mamluk Pottery from Alexandria. *Ars Orientalis* 2: 497–501.
- Myśliwiec, K. 1987. *Keramik und Kleinfunde aus der Grabung im Tempel Sethos' I in Gurna*, AV 57. Mainz am Rhein: Philipp von Zabern.
- Nicholson, P. T. 1995a. Construction and Firing of an Experimental Updraught Kiln. In *Amarna Reports* vi, edited by B. Kemp, 239–278. London: Egypt Exploration Society.
- . 1995b. The Potters of Deir Mawas. In *Amarna Reports* vi, edited by B. Kemp, 279–308. London: Egypt Exploration Society.
- Nicholson, P. T., and H. L. Patterson. 1985. Pottery Making in Upper Egypt: an Ethnoarchaeological Study. *World Archaeology* 17 (2): 222–239.
- . 1989. Ceramic Technology in Upper Egypt: a Study of Pottery Firing. *World Archaeology* 21 (1): 71–86.
- Petrie, W. M. F. 1886. *Naukratis*. London: Trübner: Egypt Exploration Fund.
- . 1907. *Gizeh and Rifeh*. London: British School of Archaeology in Egypt.
- Petrie, W. M. F., and J. G. Duncan. 1906. *Hyksos and Israelite Cities*. London: British School of Archaeology in Egypt.
- Petrie, W. M. F., and E. J. H. Mackay. 1915. *Heliopolis, Kafr Ammar, and Shurafa*. London: British School of Archaeology in Egypt.
- Piekarski, D. 2001. Akademisches Kunstmuseum. *Die Keramik aus Naukratis im Akademischen Kunstmuseum Bonn*. Revised masters thesis: Universität Bonn 1998: Harrassowitz.
- Pierrat-Bonnefois, G. 2000. La céramique dynastique et ptolémaïque des fouilles du Louvre à Tôd, 1989–1991. *CCE* 6: 299–352.
- Pierrat, G. 1991. Essai de classification de la céramique de Tôd de la fin du viie siècle au début du xiiie siècle ap. J.-C. *CCE* 2: 145–204.
- . 1996. Évolution de la céramique de Tôd du iie au viie siècle apr. J.-C. *CCE* 4: 189–206.
- Południkiewicz, A. Imitations of Greek Pottery in Tell Atrib. *CCE* 3 (1992): 95–101.
- Południkiewicz, A., M. Daszkiewicz, and J. Raabe. 1995. Unfired Pottery from Ceramic Workshops at Tell Atrib. In *Hellenistic and Roman Pottery in the Eastern Mediterranean—Advances in Scientific Studies. Acts of the II Nieborów Pottery Workshop. Nieborów, 18–20 December 1993*, edited by H. Meyza and J. Młynarczyk, 299–329. Warsaw: Research Centre for Mediterranean Archaeology Polish Academy of Sciences.

- Pyke, G. 2007. A Group of Roman Amphorae from the Tumulus Cemetery at Hierakonpolis. *CCE* 8: 401–417.
- Rizzo, G. 2007. Le importazioni romane ed ostiensi di anfore egizie tra il I et il VII secolo d.C. *CCE* 8: 657–667.
- Rodziewicz, M. 1976. *La céramique romaine tardive d'Alexandrie, Alexandrie*. 1. Varsovie: Centre d'Archéologie Méditerranéenne de l'Académie Polonaise des Sciences.
- . 1987. Introduction à la céramique à engobe rouge de Kharga. *CCE* 1: 123–136.
- . 1992. Field Notes from Elephantine on the Early Aswan Pink Clay Pottery. *CCE* 3: 103–107.
- Rzeuska, T. I. 2007. Amphorae from the Upper Necropolis at West Saqqara: 1996–2003. Preliminary Report. *CCE* 8: 207–226.
- Sagona, A. G. 1982. Levantine Storage Jars of the 13th to 4th Century B.C. *Opuscula Atheniensia* 7: 73–110.
- Scanlon, G. T. 1970. Fatimid Filters. *Archaeology and Olmer's Typology*. *Annales Islamologique* 9: 37–64.
- . 1974. The Pits of Fustat. Problems of Chronology. *JEA* 60: 60–78.
- . 1984a. Moulded Early Lead Wares from Fustat. In *Quest of an Islamic Humanism: Arabic and Islamic Studies in Memory of Mohamed al-Nowailhi*, edited by A. H. Green, 65–96. Cairo: American University in Cairo Press.
- . 1984b. Mamluk Pottery. More Evidence from Fustat. *Muqarnas* 2: 115–126.
- . 1986. *Fustat Expedition Final Report. Vol. 1: Catalogue of Filters*, American Research Center in Egypt Reports, v. 8, 11. Winona Lake, IN: Eisenbrauns.
- . 1991. Early Lead Glazed Wares in Egypt: an Imported Wrinkle. In *Quest for Understanding: Arabic and Islamic Studies in Memory of Malcolm H. Kerr*, edited by S. Seikaly, R. Baalbaki and P. Dodd, 253–262. Beirut: American University of Beirut.
- . 1998. Slip-painted Early Lead-Glazed Wares from Fustat: A Dilemma of Nomenclature. In *Colloque International d'Archéologie Islamique*, edited by Roland-Pierre Gayraud, 21–53. Cairo: IFAO.
- Seif el-Din, M. 1992. Technical Aspects and Workshop's Centres of the Pilgrim Flasks in the Graeco-Roman Egypt. *CCE* 3: 121–127.
- Soustiel L., N. Sainte Fare Garnot. 2000. Splendeurs de la Ceramique Ottomane. Du xvie au xix siecle. Des Collections Suna- İnan Kırac et du Musée Sadberk Hanım/(The Grandeur of Ottoman Ceramics). Istanbul: Research Institute of Mediterranean Civilizations.
- Subías Pascual, E. 2007. Notice sur les amphores tardives d'Oxyrhynchos. *CCE* 8: 297–307.
- Tomber, R. 1992. Early Roman Pottery from Mons Claudianus. *CCE* 3: 137–142.
- . 2006. The Pottery. In *Survey and Excavation. Mons Claudianus 1987–1993. Vol. III: Ceramic Vessels and Related Objects*, edited by V. A. Maxfield and D. P. S. Peacock, 3–236. Cairo: IFAO.
- . 2007. Early Roman Egyptian Amphorae from the Eastern Desert of Egypt: a Chronological Sequence. *CCE* 8: 525–536.

- Villing, A., and U. Schlotzhauer. 2006. *Naukratis: Greek Diversity in Egypt—Studies on East Greek Pottery and Exchange in the Eastern Mediterranean*, British Museum Research Publication 162. London: British Museum Press.
- Vogt, C. 1997a. La céramique de Tell al-Fadda: Sinaï du Nord. *CCE* 5: 1–22.
- . 1997b. Les céramiques omeyyades et abbasides d'Istanbul 'Antar Fostat: traditions méditerranéées at influences orientales. In *La Céramique médiévale en Méditerranée: Actes du VII<sup>e</sup> congrès de l'AIECM2, Aix-en-provence (13–18 novembre 1995)*, edited by G. D. d'Archimbaud. Aix-en-Provence: Narration Editions.
- . 2002. Notes on Some of the Abbasid Amphorae of Istabl' Antar-Fustat (Egypt). *BASOR*: 326: 65–80.
- Wiet, G. 1953. Un céramiste de 'époque fatimide. *Journal Asiatique* 241: 249–253.
- Williams, D., and R. Tomber. 2007. Egyptian Amphorae in Britain. *CCE* 8: 643–649.





## Ptolemaic Period, Representative Examples

---



Plate 1.1. Site not stated. Similar to Ptolemaic 33 (see p. 39). UC67035, Petrie Museum.



Plate 1.2. Site not stated. Similar to Ptolemaic 31 (see p. 38). UC67040, Petrie Museum.



Plate 1.3. Atfih? Ptolemaic 74 (see p. 56). UC19372, Petrie Museum.



## Ptolemaic Period, Representative Examples, continued

---



Plate 2.1. Suwa. UC19274, Petrie Museum.



Plate 2.2. Medinet al-Fayum. Similar to Ptolemaic 79 (see p. 61). UC15578, Petrie Museum.



Plate 2.3. Qurna? UC19230, Petrie Museum.

## Early Roman Period, Representative Examples

---



Plate 3.1. Giza. Similar to Early Roman 292 (see p. 172). Photo courtesy of Yukinori Kawae.



Plate 3.2. Giza. Photo courtesy of Yukinori Kawae.



Plate 3.3. Site not stated. UC67034, Petrie Museum.



Plate 3.4. Ehnasya. UC19462, Petrie Museum.

## Early Roman Period, Representative Examples, continued

---



Plate 4.1. Site not stated. UC65364, Petrie Museum.



Plate 4.2. Koptos? UC19438, Petrie Museum.



Plate 4.3. Giza. Similar to Early Roman 266 (see p. 161).  
Photo courtesy of Yukinori Kawae.

## Late Roman Period, Representative Examples

---



Plate 5.1. Naqlun. Similar to Late Roman 14 and 15 (see pp. 188–189). Photo courtesy of Włodzimierz Godlewski.



Plate 5.2. Naqlun. Photo courtesy of Włodzimierz Godlewski.



Plate 5.3. Naqlun. Photo courtesy of Włodzimierz Godlewski.



Plate 5.4. Naqlun. Photo courtesy of Włodzimierz Godlewski.



## Late Roman Period, Representative Examples, continued

---



Plate 6.1. Naqlun. Similar to Late Roman 63 (see p. 210). Photo courtesy of Włodzimierz Godlewski.



Plate 6.2. Naqlun. Similar to Late Roman 59, 60, 61, 62, 63, and 64 (see p. 209–211). Photo courtesy of Włodzimierz Godlewski.



Plate 6.3. Naqlun. Similar to Late Roman 9 (see p. 185). Photo courtesy of Włodzimierz Godlewski.



Plate 6.4. Alexandria? UC19517, Petrie Museum.



Plate 6.5. Naqlun. Photo courtesy of Włodzimierz Godlewski.

## Late Roman Period, Representative Examples, continued

---



Plate 7.1. Naqlun. Photo courtesy of Włodzimierz Godlewski.



Plate 7.2. Naqlun. Photo courtesy of Włodzimierz Godlewski.



Plate 7.3. Naqlun. Similar to Late Roman 33 (see p. 200). Photo courtesy of Włodzimierz Godlewski.



Plate 7.4. Naqlun. Similar to Late Roman 34 (see p. 201). Photo courtesy of Włodzimierz Godlewski.



Plate 7.5. Naqlun. Photo courtesy of Włodzimierz Godlewski.

## Late Roman Period, Representative Examples, continued

---



Plate 8.1. Naqlun. Photo courtesy of Włodzimierz Godlewski.



Plate 8.2. Naqlun. Similar to Late Roman 84 (see p. 217). Photo courtesy of Włodzimierz Godlewski.



Plate 8.3. Lahun. UC6988, Petrie Museum.



Plate 8.4. Naqlun. Photo courtesy of Włodzimierz Godlewski.



Plate 8.5. Naqlun. Similar to Late Roman 124 (see p. 227). Photo courtesy of Włodzimierz Godlewski.

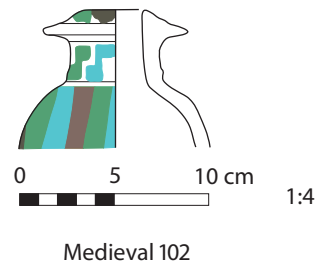
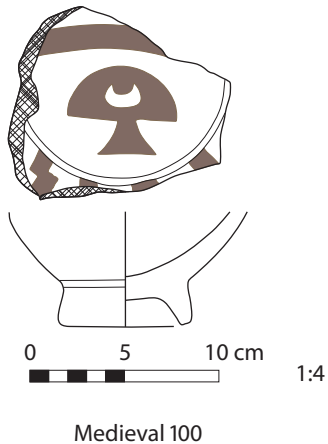
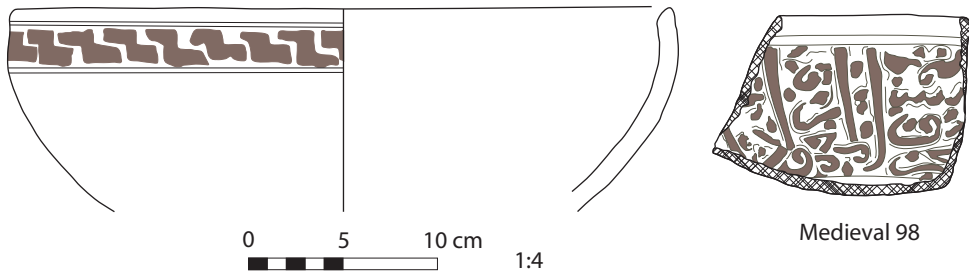
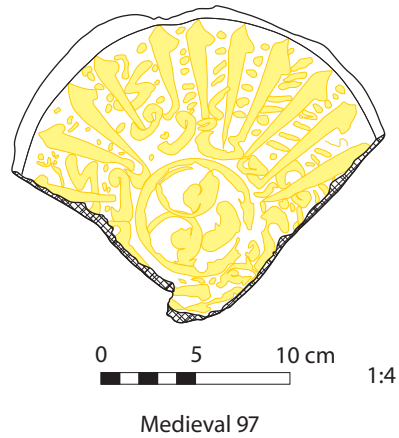
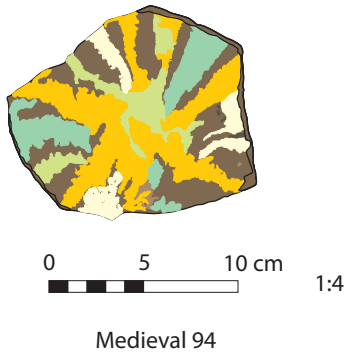
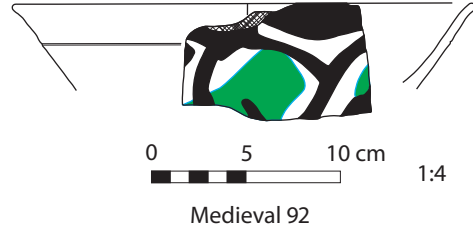
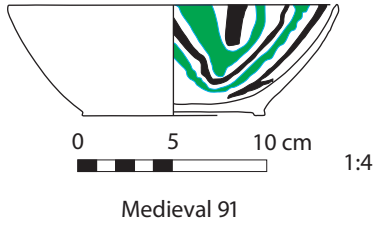


Plate 8.6. Abydos. UC19473, Petrie Museum.



Plate 8.7. Ehnasya. UC19455, Petrie Museum.

## Medieval Period, color version of line drawings in Medieval section





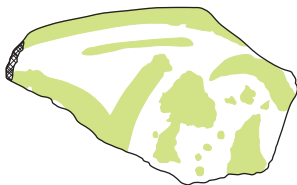
## Medieval Period, color version of line drawings in Medieval section



Medieval 109

0 5 10 cm


1:4



Medieval 117

0 5 10 cm

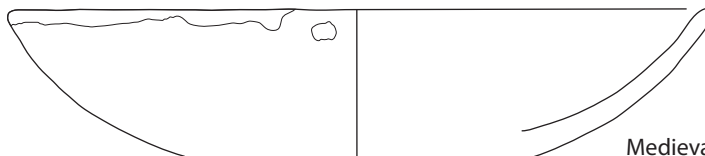
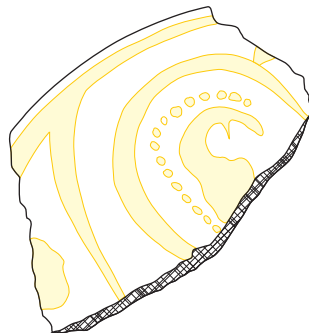
1:4



Medieval 118

0 5 10 cm

1:4


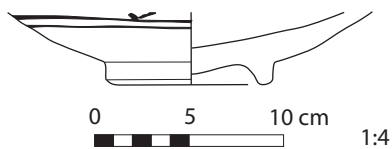
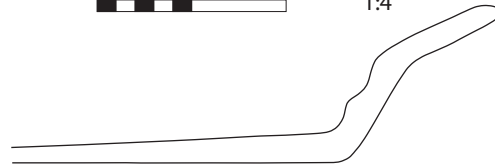
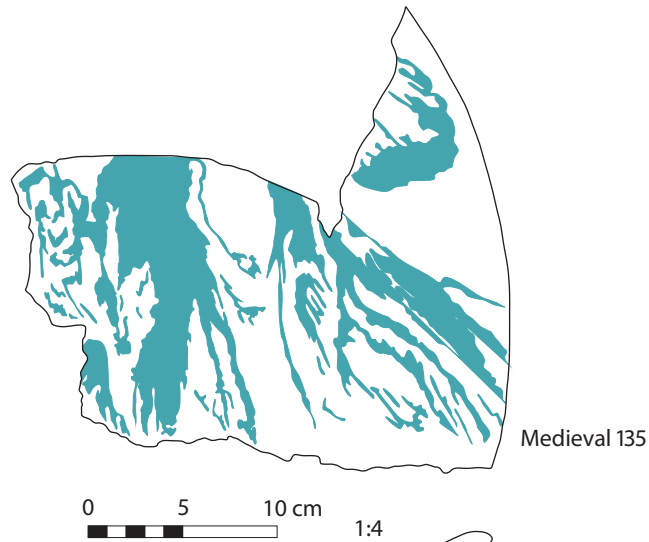
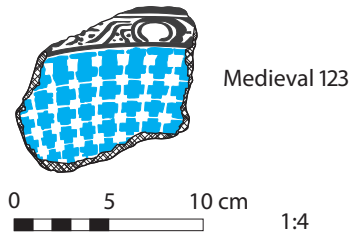
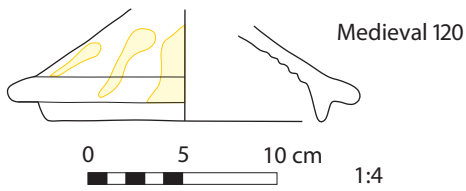


Medieval 121

0 5 10 cm

1:4

## Medieval Period, color version of line drawings in Medieval section



## Medieval Period, Representative Examples

---



Plate 12.1. Site not stated. Similar to Medieval 91 (see p. 276). UC25425, Petrie Museum.



Plate 12.2. Site not stated. UC25403, Petrie Museum.




Plate 12.3. Armant? Similar to Medieval 34 and 35 (see p. 256). UC25354, Petrie Museum.



Plate 12.4. Naqlun. Similar to Medieval 91 (see p. 276). Photo courtesy of Włodzimierz Godlewski.



Plate 12.5. Naqlun. Photo courtesy of Włodzimierz Godlewski.

## Medieval Period, Representative Examples, continued

---



Plate 13.1. Naqlun. Similar to Medieval 139 (see p. 297).  
Photo courtesy of Włodzimierz Godlewski.



Plate 13.2. Naqlun. Photo courtesy of Włodzimierz Godlewski.



Plate 13.3. Naqlun. Photo courtesy of Włodzimierz Godlewski.



Plate 13.4. Site not stated. UC50649, Petrie Museum



## Medieval Period, Representative Examples, continued

---



Plate 14.1. Naqlun. Similar to Medieval 91 (see p. 276).  
Photo courtesy of Włodzimierz Godlewski.




Plate 14.2. Naqlun. Similar to Medieval 91 (see p. 276).  
Photo courtesy of Włodzimierz Godlewski.



Plate 14.3. Naqlun. Similar to Medieval 2 (see p. 246). Photo  
courtesy of Włodzimierz  
Godlewski.



Plate 14.5. Naqlun. Photo courtesy  
of Włodzimierz Godlewski.



Plate 14.4. Memphis? Similar to Medieval  
142 (see p. 299). UC59769, Petrie Museum.

## Modern Period, Representative Examples

---



Plate 15.1. el-Nazla. Modern 49 (see p. 330). Photo courtesy of Yukinori Kawae.



Plate 15.2. el-Nazla. Modern 51 (see p. 331). Photo courtesy of Yukinori Kawae.



Plate 15.3. el-Nazla. Modern 57 (see p. 336). Photo courtesy of Yukinori Kawae.

## Modern Period, Representative Examples, continued

---



Plate 16.1. el-Nazla. Modern 55 (see p. 334). Photo courtesy of Yukinori Kawae.



Plate 16.2. el-Nazla. Modern 54 (see p. 333). Photo courtesy of Yukinori Kawae.



Plate 16.3. el-Nazla. Modern 52 (see p. 332). Photo courtesy of Yukinori Kawae.



Plate 16.4. el-Nazla. Modern 56 (see p. 335). Photo courtesy of Yukinori Kawae.